



AbileneMachine®
Ag Replacement Parts

**FOR KUBOTA®
TRACTORS**



AbileneMachine.com



My Shed Feature on AbileneMachine.com

**Narrow down your parts search
specifically to your equipment**

Select the make, equipment and model of your machine in the dropdown menus located at the top of the home page. Click the "Go" button.

SELECT YOUR EQUIPMENT ^ What part do you need today?

Make

Equipment Type

Models

GO

To access your saved equipment:
[Sign in](#)

SELECT YOUR EQUIPMENT ^ What part do you need today?

Make **John Deere**

Equipment Type **Tractor**

Model **4440**

GO

To access your saved equipment:
[Sign in](#)

With your equipment selected, enter the product you are searching for (or part number if you have it). Suggested results will be displayed, or press enter to go to a list of all product results for your machine.

John Deere Tractor 4440 ^ What part do you need today?

John Deere Tractor 4440 ^ **Seat Assembly**

Suggestions

- seat assembly
- seat and suspension assembly
- grammer seat and suspension assembly
- seat assembly with
- grammer seat assembly

Products [View all](#)

- Grammer Seat Assembly, Gray Fabric (AMSS10040)**
Case IH® Tractors - 5120, 5130, 5140, ...
\$820.00
- Grammer Seat and Suspension Assembly, Brown Matrix Fabric (AMSS10018)**
John Deere® Tractors with Wide 11" ...
\$1125.00

13 RESULT(S) FOUND FOR 'SEAT ASSEMBLY'

John Deere Tractor 4440 [Change Equipment](#)

CATEGORY

SEARCH BY:

ITEMS PER PAGE:

GRAMMER SEAT AND SUSPENSION ASSEMBLY, BROWN MATRIX FABRIC (AMSS10018) **\$1125.00** [ADD TO CART](#)

John Deere® Tractors with Wide 11" Seat Width - 2250, 2755, 2950, 3050, 3090, 3040, 3130, 3140, 3150, ...

GRAMMER SEAT ASSEMBLY, BROWN MATRIX FABRIC (AMSS10027) **\$495.00** [ADD TO CART](#)

John Deere® Tractors - 4030, 4540, 4230, 4240, 4250, 4430, 4640, 4950, 3090, 3040, 4950, 8430, 8440, ...

GRAMMER SEAT AND SUSPENSION ASSEMBLY, BROWN MATRIX FABRIC (AMSS10019) **\$850.00** [ADD TO CART](#)

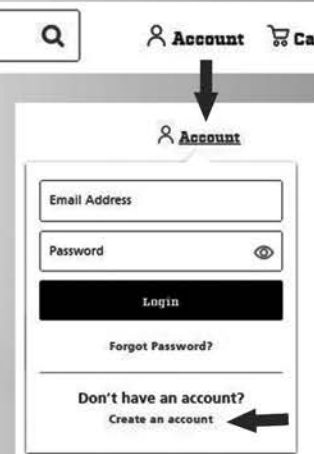
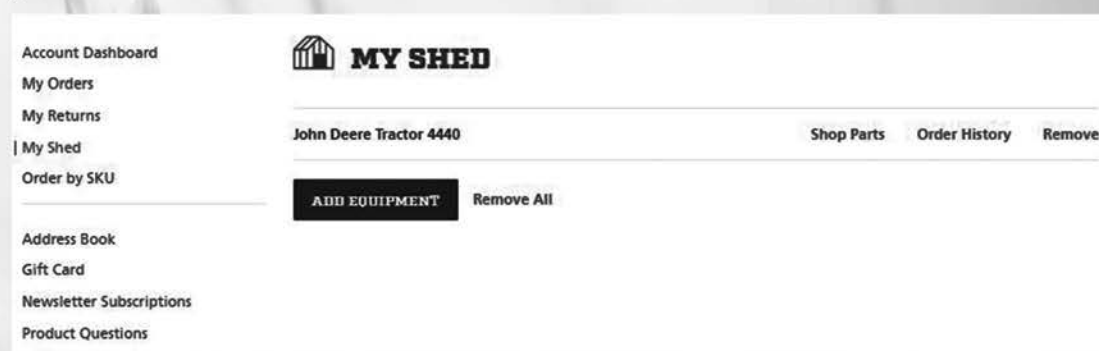
John Deere® Tractors with Wide 11" Seat Width - 2250, 2755, 2950, 3050, 3090, 3040, 3130, 3140, 3150, ...

With the My Shed feature, your equipment selections can now be saved to your account to make future searching convenient and easy!

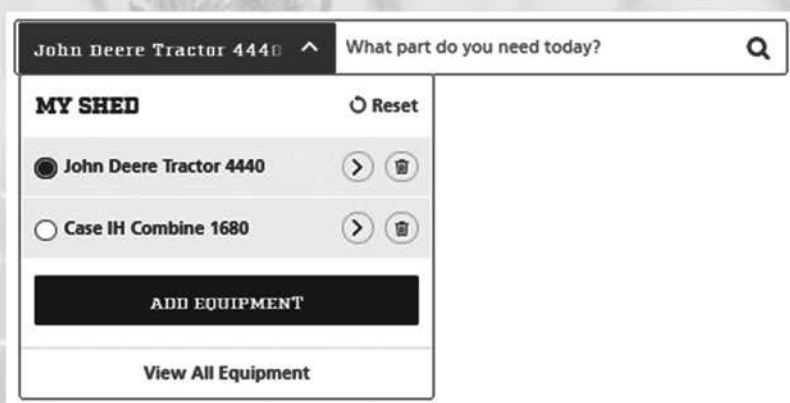
Once you create an account to access "My Shed," your equipment can be saved and you can also view past order history. This makes yearly maintenance easier and faster when it comes to getting the parts you need.

To create an account, select the Account icon to the right of the search bar and select "Create an account."

Follow the next screen to enter your information and create the account. If you made an equipment selection in the parts search, it will automatically be added to "My Shed" and will also be viewable on your Account Dashboard. Additional equipment can be added by clicking the "Add Equipment" button from either screen (prompts the dropdown menu at the top to open again) or by going directly to the parts search at the top of the page and making a new selection. When you hit "Go," this selection is automatically added to your shed.



Quickly switch between equipment in your Shed by clicking the dropdown menu at the top of the page and selecting between machines. The page will reload to that selection and is ready to search for the products you need.



Abilene Machine LLC

Abilene, Kansas
Bishopville, South Carolina
Sioux Falls, South Dakota
Billings, Montana

785-670-6741 | AbileneMachine.com

Kubota® —Tractor

Table of Contents

Air Conditioning Parts and Components	26	PTO Shafts	19
Alternators	12	Radiator Hoses	5
Belts	7	Radiators and Components	2
Drawbars	17	Rear Axle Components	20
Fuel Lift Pumps and Components	8	Rockshaft Components	29
Glass	25	Spindles	16
Hydraulic Pumps and Components	18	Starters	11
Injectors	9	Steering Arms	17
Lift Link Assemblies and Components	21	Steering Components	21
Lighting	22	Steering Gearbox Assembly	20
Manifolds and Components	9	Steering Shafts	20
Mechanical Front Wheel Drive Parts	14	Steering Wheels and Caps	21
MFWD Differentials and Components	14	Tie Rods and Components	15
MFWD Hubs and Housing	15	Top Link Assemblies	21
Mufflers and Exhaust	9	Transmission Components	18
Oil Pump, Engine	2	Water Pumps	7
Power Steering Cylinders and Components	20	Wheel Hubs and Components	17
PTO Adapters	19		

Oil Pump, Engine

Application	Description	Part Number	Retail Price	Core
L35, L355, L2500, L2600, L2800, L2850, L2900, L3000, L3010, L3250, L3300, L3350, L3400, L3450, L3600, L3650, L3710, L4200, L4300, L4310, L4350, L4400, L4610, M4030	Engine Oil Pump Replaces 5471-35010, 15471-35012	AM15471-35013	\$82.90	
B20, B21, B26, B1700, B1750, B2100, B2150, B2320, B2400, B2410, B2620, B2630, B2650, B2710, B2910, B2920, B3000, B3030, B3200, B3300, B3350, B4200, B6200, B7200, B7300, B7400, B7410, B7410D, B7500, B7500D, B7510, B7510D, B7610, B7800, B8200, B9200, BX22, BX22D, BX23, BX23D, BX24, BX25, BX1500, BX1800, BX1830, BX1850, BX1850D, BX1860, BX1870, BX2200, BX2200D, BX2230, BX2230D, BX2350, BX2360, BX2370, BX2370-1, BX2660, L39, L45, L47, L48, L235, L275, L2501, L2600, L2800, L3000, L3130, L3200, L3240, L3350, L3400, L3430, L3540, L3560, L3700, L3710, L3750, L3800, L3830, L3940, L4060, L4150, L4240, L4300, L4310, L4330, L4400, L4600, L4610, L4630, L4740, L4760, L5030, L5040, L5060, L5240, L5460, L5740, L6060, M4D-061, M4D-071, M4N-071, M5-091, M5-111, M5L-111, M5N-091, M5N-111, M59, M62, M95S, M105S, M4800SU, M4900, M5660, M5700, M6060, M7060, M8560, M9960, MX4700, MX5000, MX5100	Oil Sender Switch Replaces 15521-39010, 15531-39013, 15531-39014	AM1A024-39010	\$19.90	



Radiators and Components

Application	Description	Part Number	Retail Price	Core
B2400D, B2400E, B2400HSD, B2400HSE	Radiator Core: 12 7/8" x 15 1/2" x 2" 2 Rows	AM6C040-58520	\$739.00	
B2410HSD, B2410HSDDB, B2410HSE, B2710HSD, F2260, F2560, F2560E	Radiator Core: 12 3/4" x 15 3/8" x 1 7/8"	AM6C070-58520	\$610.00	
B3000HSDC, B3000HSDCC, B3030HSDC, B3030HSDCC	Radiator Aluminum Core: 16 15/16" x 13 3/4" 2 Rows, 11 Fins per Inch Includes Cap w/ 0.90 PSI	AM6C230-58520	\$251.00	

Kubota®—Tractor

Application	Description	Part Number	Retail Price	Core
B6100, B7100 w/ OEM 16 mm Drain Cock Port	Radiator Overall: 14 3/8" x 16 1/2" Core: 13 1/8" x 10 3/4" x 1 3/4" 3 Rows, 12 Serpentine Fins per Inch w/ OEM 16 mm Drain Cock Port Replaces 15553-72110, 15553-72111	AM15553-72060	\$577.50	
(B6100, B7100 - w/o HST Transmission)	Radiator Core: 13" x 10 5/8" 3 Rows, 12 Fins per Inch Replaces 15371-72110	AM15371-72060	\$460.00	
B7410D, B7500D, B7500DTN, B7500HSD, B7510D, B7510DN, B7510HSD, B7510HSDTR, B7610HSD	Radiator Aluminum Core: 13 1/2" x 11 3/4" 2 Rows, 11 Fins per Inch Includes Cap w/ 0.90 PSI Replaces 6C120-58502, 6C170-58521	AM6C120-58500	\$189.00	
B7510	Radiator Overall: 17 1/8" x 16 3/16" Core: 15 3/8" x 12 3/4" x 1 7/8" 2 Rows, 10 Serpentine Fins per Inch	AM6C170-58520	\$480.00	
BX23S, BX24D, BX25, BX25DLB, BX25DLB-1, BX1850D, BX1860, BX1870, BX1870-1, BX1880, BX2350D, BX2360, BX2370, BX2370-1, BX2380	Radiator Aluminum Core: 13 1/2" x 12 3/4" 2 Rows, 11 Fins per Inch Includes Cap w/ 0.90 PSI	AMK2581-85010	\$107.00	
L175	Radiator Core: 10 3/4" x 14" x 2" Replaces 15221-72063, 15228-72060	AM15221-72060	\$245.00	
L235, L245, L275, L2050, L2350, L2500	Radiator Core: 12 3/4" x 13" x 1 3/4" 3 Rows, 16 Fins per Inch	AM15575-72060	\$361.00	
L285, L295, L305, L345, L355	Radiator Core: 13 7/8" x 16 3/4" x 2" Replaces 15401-42060, 15401-72060	AM15301-72060	\$345.00	
L295DT BSN 001031 & ASN 007245, L295F ASN 007615, L305DT, L305F, L355SS	Radiator Core: 19 3/4" x 18 1/2" x 2" 3 Rows, 8 Fins per Inch	AM15411-72062	\$1,070.80	
L2000, L2001, L2200	Radiator Replaces 15321-72111	AM15321-72061	\$471.50	
L2250, L2550	Radiator Core: 14 3/4" x 16 1/4" x 1 1/4" Replaces 17321-72060	AM17331-72060	\$320.00	
L2600DT, L2600F, L2800DT, L2800F, L2800HST, L3000DT, L3000F, L3400DT, L3400F, L3400HST, L3700SU, L4300DT, L4300F	Radiator Aluminum Core: 17 1/4" x 13 3/4" 2 Rows, 11 Fins per Inch Includes Cap w/ 0.90 PSI	AMTC020-16000	\$270.00	
L2650DT, L2650DTGST, L2650DTWET, L2650F, L2950DT, L2950DTGST, L2950DTWET, L2950F	Radiator Overall: 15 3/4" x 18 1/2" Core: 15" x 14 3/4" x 1 1/4" 2 Rows, 12 Fins per Inch	AM17367-72060	\$528.50	
L2850DT, L2850DT-GST, L2850F, L3250DT, L3250F	Radiator Core: 15 13/16" x 16 9/16" x 1 1/2"	AM17355-72060	\$833.80	
L3130DT, L3130F, L3130GST, L3130HST, L3430DT, L3430GST, L3430HST, L3430HSTC	Radiator Core: 17.598" x 18.307" 1 Row, 11 Fins per Inch	AMT1060-16010	\$386.70	
L3240DT, L3240F, L3240GST, L3240HST, L3240HSTC	Radiator Core: 17.598" x 17.717" x 1.063"	AMTD110-16010	\$386.70	
L3240DT3, L3240F3, L3240GST3, L3240HST3, L3240HSTC3	Radiator w/o Shroud Core: 15.748" x 17.795" x 1.89"	AMT1880-16002	\$441.60	
L3450DT, L3450F, L3450ST, L3450G, L3650DT, L3650DTGST, L3650F	Radiator Overall: 17 3/8" x 20 5/8" Core: 16 3/4" x 15 7/8" x 1 1/4"	AM16743-72060	\$403.00	

Prices subject to change without prior notice, and products with NLA in the price column are no longer available. The use of original equipment manufacturer (OEM) part numbers or trademarks, e.g. Case® and John Deere®, are for reference purposes only and for indicating product use and compatibility. Our company and the listed replacement parts contained herein are not sponsored, approved or manufactured by the OEM. All parts are New unless designated Reman in the description.

Kubota®—Tractor

Application	Description	Part Number	Retail Price	Core
L3750, L4150	Radiator Core: 16 3/4" x 19 1/2" x 2" This radiator has a 1/2" off-center connection on the grille side of the bottom tank Replaces 17365-72060	AM17381-72060	\$365.00	
L3830DT, L3830F, L3830GST, L3830HST, L4330DT, L4330GST, L4330HST, L4330HSTC, L4630DT, L4630GST, L4630GSTC, L4630HST	Radiator Aluminum Core: 17 5/16" x 17 3/4" 2 Rows, 11 Fins per Inch Includes Cap w/ 0.90 PSI	AMT1150-16010	\$310.00	
L4400DT, L4400F, L4400H	Radiator w/o Shroud Core: 19.488" x 19.882" x 1.417"	AMTC230-99600	\$479.70	
L4850, L5450	Radiator Core: 16 3/4" x 19 1/2" x 2"	AM32590-10210	\$385.00	
M100GXDT, M100XDT, M108SDS2, M108SDSC, M108SDSC2, M108SDSF, M108SDSL, M108SDSL2, M108SDSL2S, M108SDSL3, M108SH, M108SHC, M108SHD, M108SHDC, M108SHDC2, M108SSDS, M108XDT, M110GXDT, M110XDT, M4N-071HD12, M4N-071HDC12, M4N-071HDRC12, M8540DT, M8540DT1, M8540DTC, M8540DTC1, M8540F, M8540F1, M8540FC, M8540FC1, M8540HD, M8540HD1, M8540HD12, M8540HD121, M8540HDC, M8540HDC1, M8540HDC12, M8540HDC121, M8540HDNB, M8540HDNB1, M8540HDNBC, M8540HDNBC10, M8540HDNBPC, M8560HD, M8560HD12, M8560HDC, M8560HDC12, M8560HF, M8560HFC, M9540DT, M9540DT1, M9540DTC, M9540DTC1, M9540F, M9540F1, M9540FC, M9540FC1, M9540HD, M9540HD1, M9540HD12, M9540HD121, M9540HDC, M9540HDC1, M9540HDC12, M9540HDC121, M9540HDC241, M9540HDCLTD, M9540HDL, M9540HDL1, M9540HDL1S, M9540HFL, M9540HFL1, M9540HFL1S, M96SDS, M96SDSC, M96SH, M96SHDM, M9960HD, M9960HD12, M9960HDC, M9960HDC12, M9960HDC24, M9960HDL, M9960HDLSN, M9960HF, M9960HFC	Radiator Aluminum Core: 19 1/8" x 19 1/8" 2 Rows, 12.70 Fins per Inch Includes Cap w/ 0.90 PSI	AM3C081-17100	\$305.00	
M550, M5500, M6030 Late, M7030, M7500, M8030	Radiator Core: 17 1/2" x 18 1/16" x 2" Replaces 15708-72060, 15714-72060, 15718-72060	AM15453-72060	\$420.00	
M4030, M4030DT, M5030, M5030DT, M5030SU, M5030SUMDT	Radiator Core: 19 9/16 x 18 11/16"	AM17301-72060	\$482.00	
M4050, M4050DT, M4500, M4500DT	Radiator Overall: 20" x 21 1/2" Core: 19 1/2" x 16 3/4" x 2 1/2" 4 Rows	AM15612-72060	\$415.00	
M4950, (M4950DTS, M4950S Late)	Radiator Overall: 20" x 23 3/8" Core: 19 1/2" x 18 3/4" x 2 1/2"	AM15621-72063	\$433.50	
M5040DT, M5040DT1, M5040DTC, M5040DTC1, M5040F, M5040F1, M5040FC, M5040FC1, M5040HD, M5040HD1, M5040HDC, M5040HDC1, M5140DT, M5140DTC, M5140F, M5140FC, M5140HD, M5140HDC, M5640SU, M5640SUD, M5640SUD1, M5660SUH, M5660SUHD, M6040DT, M6040DT1, M6040DTC, M6040DTC1, M6040F, M6040F1, M6040FC, M6040FC1, M6040HD, M6040HD1, M6040HDC, M6040HDC1, M6040HDNB, M6040HDNB1, M6060HD, M6060HDC, M6060HFC, M7040DT, M7040DT1, M7040DTC, M7040DTC1, M7040F, M7040F1, M7040FC, M7040FC1, M7040HD, M7040HD1, M7040HDC, M7040HDC1, M7040HDCLTD, M7040HDNB, M7040HDNB1, M7040HDNBC, M7040SU, M7040SUD, M7040SUH, M7040SUHD, M7060HD, M7060HD12, M7060HDC, M7060HDC12, M7060HFC	Radiator Aluminum Core: 19" x 17 3/4" 2 Rows, 12.70 Fins per Inch Includes Cap w/ 0.90 PSI	AM3C001-17100	\$295.00	
M5950, M6950, M6970, M7580, M7980, M7950, M7970, M8580	Radiator Core: 17 1/2" x 18 1/4" x 2" Replaces 15482-72060, 15482-99280, 15571-72064, 15572-72060	AM15482-99280	\$340.00	

Kubota®—Tractor

Application	Description	Part Number	Retail Price	Core
M6030 Early, M6030DT, M6030DTN, M6030DTNB	Radiator Core: 18" x 17 1/2" x 2 1/8" 3 Rows, 8 Fins per Inch Extra 1/2" Port to the Left of Bottom Hose Connection	AM15725-72060	\$394.00	
(M6800, M6800DT, M6800HDC, M6800S, M6800SDT - w/ Cab), (M8200, M8200DT, M8200HD, M8200SDTN, M9000, M9000DT, M9000DTM, M9000HD, M9000HDL-F - w/o Cab, Low Profile)	Radiator Overall: 19 3/4" x 23" Core: 19 1/4" x 19" x 2 7/16" 4 Rows, 12 Fins per Inch	AM3A151-17100	\$509.50	
M7950, M7950DT, M7950DTS, M7970DT	Radiator w/ 9/16" Heater Outlet Core: 19 3/4" x 18 1/2" x 2" 3 Rows, 8 Fins per Inch	AM15483-72060	\$1,203.80	
L4850, L5450, M7030	Radiator Core: 19 1/2" x 16 3/4" x 2"	AM16504-72060	\$374.00	
M8200, M8200DT, M8200HDC, M8200SDTN, M9000, M9000DT, M9000DTMC, M9000HDC	Radiator Core: 19 7/8" x 26 1/4" x 2 7/16"	AM3A75117100	\$715.00	
MX4700DT, MX4700F, MX4700H, MX5100DT, MX5100F, MX5100H	Radiator w/o Shroud Core: 17.717" x 18.701" x 1.417"	AMTC250-99602	\$479.70	
L355, L1802, L2002, L2402	Fan, 7 Blade Replaces 15501-74110, 15511-74110	AM15521-74110	\$41.00	

Radiator Hoses



Application	Description	Part Number	Retail Price	Core
B26, B2710HSD, B2910HSD, B3030HSD, B3200HSD, B3200HSDWO, B3300SUHSD, B7800HSD	Radiator Hose, Upper 1.062" ID	AM6C070-58630	\$17.30	
B7200 2WD ASN 20000 & 4WD ASN 60000	Radiator Hose, Upper 1" ID	AM15531-72940	\$10.20	
L175, L185	Radiator Hose, Upper 1.312" ID	AM15221-72940	\$19.20	
L225, L235, L245, L245H, L275, L285, L295, L305, L345, L355, L2050 BSN 10749	Radiator Hose, Upper 1.312" ID	AM15321-72940	\$7.00	
L285, L295, L305, L345, L355	Radiator Hose, Upper 1.312" ID	AM15401-72940	\$7.30	
L2250, L2550, L2850, L3250	Radiator Hose, Upper Front 1.312" ID	AM31351-18010	\$5.50	
	Radiator Hose, Upper Rear 1.312" ID	AM31351-18020	\$16.10	
L2650, L2950, L3450, L3650	Radiator Hose, Upper 1.312" ID	AM30400-88310	\$19.40	
L2900, L3300	Radiator Hose, Upper 1.375" ID	AM34070-16120	\$13.30	
L3750, L4150	Radiator Hose, Upper 1.312" ID	AM32530-10552	\$11.60	
M4N-071, M8540, M8560, M9540, M9960	Radiator Hose, Upper	AM3C081-17460	\$28.30	
M4000	Radiator Hose, Upper 1.375" ID	AM15601-72940	\$10.70	
M4050, M4500	Radiator Hose, Upper 1.375" ID	AM15612-72940	\$23.80	
(M5950, M6950 ASN 17834), (M5950-S, M6950-S - 2WD ASN 20001 & 4WD ASN 60001), M6030, M6970, M7030, M7030SU, M8030, (M7950 ASN 17834, M7950-S, M7970 - w/o Cab)	Radiator Hose, Upper 1.75" ID	AM15481-72940	\$31.10	
M7030 Narrow, Vineyard	Radiator Hose, Upper 1.312" & 1.75" ID	AM16504-72940	\$23.20	
(M7950, M7950-S, M7970 - w/ Cab)	Radiator Hose, Upper 1.812" ID	AM15441-72950	\$31.70	

Prices subject to change without prior notice, and products with NLA in the price column are no longer available. The use of original equipment manufacturer (OEM) part numbers or trademarks, e.g. Case® and John Deere®, are for reference purposes only and for indicating product use and compatibility. Our company and the listed replacement parts contained herein are not sponsored, approved or manufactured by the OEM. All parts are New unless designated Reman in the description.

Kubota®—Tractor

Application	Description	Part Number	Retail Price	Core
M8950, M8950-S, M8970, M9580 ASN 60080	Radiator Hose, Upper 1.312" ID	AM15484-72940	\$34.20	
B26, B2710HSD, B2910HSD, B3030HSD, B3200HSD, B3200HSDWO, B3300SUHSD, B7800HSD	Radiator Hose, Lower 1.062" & 1.187" ID	AM6C070-58570	\$23.10	
B2320DT, B2320DTWO, B2320HSD, B2620HSD, B2920HSD, B7500D, B7500DTN, B7500HSD, B7510D, B7510DN, B7510HSD, B7510HSDTR, B7610HSD	Radiator Hose, Lower 1.062" & 1.187" ID	AM6A320-58570	\$19.10	
B7200	Radiator Hose, Lower 1" ID	AM15531-72850	\$6.50	
L175, L185	Radiator Hose, Lower 1.312" ID	AM15221-72850	\$17.70	
L225, L235, L245, L245H, L275, L285, L295, L305, L345, L355, L2050 BSN 10749	Radiator Hose, Lower 1.312" ID	AM15321-72850	\$6.35	
L2250, L2550	Radiator Hose, Lower Front 1.312" ID	AM31351-18050	\$8.60	
	Radiator Hose, Lower Rear 1.312" ID	AM31351-18060	\$10.80	
L2800DT, L2800F, L2800HST, L3400DT, L3400F, L3400HST, L3700SU	Radiator Hose, Lower	AMTC220-16140	\$20.40	
L2050DT, L2050F ASN 010750	Radiator Hose, Lower	AM35010-88360	\$10.00	
L2850, L3250	Radiator Hose, Lower Front 1.312" ID	AM32430-18050	\$11.60	
	Radiator Hose, Lower Rear 1.312" ID	AM32430-18060	\$13.10	
L2900, L3300, L3600, L4200	Radiator Hose, Lower 1.312" ID	AM34070-80390	\$18.20	
L3350, L4350	Radiator Hose, Lower 1.312" ID	AM17365-72850	\$31.60	
L3750, L4150, L4850, L5450	Radiator Hose, Lower 1.312" ID	AM17381-72850	\$17.70	
L4600DT, L4600F, L4600H	Radiator Hose, Lower	AMTC432-16140	\$41.60	
M4000	Radiator Hose, Lower 1.312" ID Replaces 1560172851	AM15601-72850	\$16.10	
M4030, M4950, M4950S, M5030	Radiator Hose, Lower 1.25" ID	AM15621-72852	\$13.70	
M4050, M4500	Radiator Hose, Lower 1.312" ID	AM15612-72850	\$11.20	
M4950, M4950S	Radiator Hose, Lower 1.312" ID	AM15622-72852	\$7.60	
M5500, M7500	Radiator Hose, Lower Short Hose 1.50" ID	AM15701-72850	\$8.70	
M5950, M5950-S, M6030, M6950, M6950-S, M6970, M7030, M7030SU, M7950, M7950-S, M7970, M8030, M8950, M8950-S, M8970	Radiator Hose, Lower 1.437" ID	AM15571-72853	\$36.70	
M7580, M8580, M9580	Radiator Hose, Lower 1.437" ID	AM16541-72850	\$22.10	
M8540, M9540	Radiator Hose, Lower	AM3C081-17450	\$40.70	
B20, B1550, B1750, B2150, B5200, B6200 w/ HST Transmission or Gear Drive Engine ASN 369055, B7200, B8200, B9200	Radiator Hose Water Pump to Water Pipe Hose 1" ID	AM15531-72870	\$5.80	
L305, L345, L355, L3350, L4150, L4350, L4850, L5450, M4050, M4500, M5030	Heater, Lower Radiator Hose 600 Watts For 1.50" Diameter Hose	AM70000-82500	\$76.80	

Kubota®—Tractor

Application	Description	Part Number	Retail Price	Core
K4030, L235, L275, L285, L1802, L2002, L2202, L2402, L2500, L2550, L2600, L2900, L2950, L3000, L3010, L3250, L3350, L3410, L3450, L3600, L3650, L3710, L4200, L4300, L4310, L4350, L4850DT, L5450, M4700, M4900, M5030, M5400, M5700, Excavators: K91H, KH66H, KH101, KH151, KX101, KX121, KX151, KX161-2, Loaders: R400, R410, R420, R510, R520	Bypass Hose	AM15321-73340	\$14.50	
KH191, KH28L, L245, L285, L295, L305, L345, L2000, L2201, L2600, M4850DT, M4950	Bypass Hose	AM15321-73350	\$7.00	
B20, B5200, B6200 2WD ASN 020000 or 4WD ASN 060000, B7200, B8200, B9200	Drain Hose	AM15741-73130	\$7.40	
B7500, B7510, B7610	Drain Hose, Lower 0.47" ID	AM6A320-58690	\$6.50	



Water Pumps

Application	Description	Part Number	Retail Price	Core
B20, B1550, B1750, B2150, B5200, B6200, B7200, B8200, B9200	Water Pump	AM15534-73030	\$104.10	
B2650, B3000, B3030, B3350	Water Pump Replaces 16326-73030	AM16326-73033	\$108.10	
B8200 Gear Drive Engine BSN 373345	Water Pump w/ Pulley Replaces 15531-73030	AM15552-73030	\$103.80	
L47, L3560, L4060, L4701, L4760, L5060, L5460, L6060, M62, M5140, M5640, M5660, MX4800, MX5200, MX5800	Water Pump Replaces 1G928-73030, 1G928-73032, 1G928-73034	AM1G928-73035	\$135.60	
L225, L225DT, L245 BSN 14147, L245H	Water Pump w/ Pulley 3/8" Groove	AM15321-73032	\$58.00	
L235, L275, L355, L3350, L4350 Replaces 15521-73030, 15521-73033, 15521-73035, 15521-73039	Water Pump Includes Mounting Gasket	AM6653941	\$56.00	
KJS130D, KJS130DX, KJS150V, KJS150VX, KJT210V, KJT210VX, L235, L275, L355, L3350, L4350, L4350DT	Water Pump w/ Hub Replaces 15521-73035, 15521-73039	AM15521-73033	\$78.00	
L245 ASN 14147, L245DT	Water Pump w/ Pulley	AM15341-73030	\$138.80	
L2050, L2250, L2350, L2500, L2550, L2600, L2650, L2800, L2850, L2900, L2950, L3000, L3010, L3130, L3240, L3250, L3300, L3400, L3410, L3430, L3450, L3540, L3600, L3650, L3710, L3830, L3940, L4200, L4240, L4300, L4310, L4400, L4610, L4630, L4740, L4850, L5450, M4030SU, M4700, M4800SU, M4900, M5700, MX5000, MX5000DT, MX5000F, MX5000SU, MX5100, MX5100DT, MX5100HST, Ind: L35	Reman Water Pump w/ Hub Replaces 1A021-73030, 17331-73030, K164127	AM16412-73030	\$124.80	\$20.00
M4N-071, M5-111, M5L-111, M5N-091, M5N-111, M6-101, M6-111, M95S, M95X, M96S, M105S, M105X, M108X, M6800, M8200, M8540, M8560, M9000, M9540, M9960, M100X, M100GX, M110GX	Water Pump Replaces 1C010-73030	AM1C010-73032	\$134.10	
M4950, M4950DT, M5500, M5500DT, M5950, M5950DT, M6030, M6030DT, M6030N, M6950, M7030, M7030DT, M7030SU, M7500, M7500ACL, M7500DT, M7580DT, M8030, M8030DT, M9580DT	Water Pump w/ Hub Replaces 15451-73030	AM15481-73030	\$128.00	
M5040, M6040, M6060, M7040, M7060	Water Pump Replaces 1G772-73030, 1G772-73032, 1G772-73034	AM1G772-73035	\$214.20	



Belts

Application	Description	Part Number	Retail Price	Core
L175, L185, L225, L245, L295 BSN 3550, L1500, L1501, L2000	Fan Belt 0.45" x 41.57" Replaces 15221-72530	AM15321-72530	\$7.00	
L285, L305, L345, L1802, L2002, L2202, L2402	Fan Belt 0.375" x 41.50"	AM15401-97010	\$7.70	

Kubota®—Tractor

Application	Description	Part Number	Retail Price	Core
L2500, L2850, L3750, L4150, L4850DT, L5450DT, M4030, M4030SU, M4050, M4500, M4700, M4950S, M5030, M5400, M5700, M5950, M7500ACL, Excavators: KH28, KH170, KH191	Fan Belt 0.50" x 5/16" V-Belt	AM15196-97010	\$8.00	
L4300, L4350, L4400, M110 BSN 50385, M120, M4800SU, M5950, M6950, M7950, M7580, M8580, M9580, MX5000, 4WD: L3350, L4350, Excavators: KH101, KH151, KX91-3S, KX101, KX121-2, KX121-2S, KX151, Loaders: R400, R410, R410B, R510, R510B, R520	Fan Belt 0.50" x 5/16" V-Belt	AM15471-97010	\$8.00	
M4050, M4500, M4950	Fan Belt 0.53" x 43.77"	AM15606-97012	\$8.00	
M5950, M5950-S, M6030, M6950, M6950-S, M6970, M7030, M7030SU, M7500, M7950, M7950-S, M7970, M8030, M8950, M8950-S, M8970 - w/o Cab	Fan Belt	AM15451-97010	\$8.00	
(M5950, M6950, M6950-S, M6970, M7950, M8950, M8950-S, M8970 - w/ Cab), M6030 ASN 80544, M7030 Narrow or 2WD/4WD ASN 80544, M7030SU ASN 80544, M7580, M8030 ASN 80544, M8580, M9580	Fan Belt	AM15451-99380	\$9.00	
M110 ASN 50386, M120, M125X, M7580 BSN 60078, M8580 BSN 60094	A/C Compressor Belt 0.50" x 63" V-Belt	AM33740-50890	\$7.30	
M7580 BSN 60079	A/C Compressor Belt 0.50" x 62" V-Belt	AM33760-50890	\$6.00	
M9000	A/C Compressor Belt 0.50" x 60.80"	AM3A851-79320	\$18.00	

Fuel Lift Pumps and Components

Application	Description	Part Number	Retail Price	Core
KH35, KH36, KH41, KH51, KH60, KH61, KH66, KH90, KH91, KH101, KH151, KH191, KX101, KX151, KX41H, KX71, Loaders: R310, R310BH, R400B, R410, R410B, R510, R510, Mowers: B6000, B6000E, G3200, G4200, G4200H, G5200H, G6200H - All w/ Diesel	Fuel Lift Pump Replaces 68371-51210	AM15231-52033	\$21.00	
L35TL, L39, L45, L48TL, L2800DHW, L2800DT, L2800F, L2900DT, L2900DTGST, L2900F, L3000DT, L3000F, L3010DT, L3010F, L3010GST, L3010HST, L3130DT, L3130F, L3130GST, L3130HST, L3240DT, L3240F, L3240GST, L3240HST, L3240HSTC, L3300DT, L3300DT-GST, L3300F, L3400DT, L3400F, L3400HST, L3410DT, L3410GST, L3410HST, L3430DT, L3430GST, L3430HST, L3430HSTC, L3540GST, L3540HST, L3540HSTC, L3600DT, L3600DTC/GSTC, L3600GST, L3700SUHSTP, L3710DT, L3710GST, L3710HST, L3710HSTC, L3830DT, L3830F, L3830GST, L3830HST, L3940DT, L3940GST, L3940HST, L3940HSTC, L4200DT-GST, L4200DT-GSTC, L4200DTGHST, L4240DT, L4240GST, L4240HST, L4240HSTC, L4300DT, L4300F, L4310DT, L4310F, L4310GST, L4310GSTC, L4310HST, L4310HSTC, L4330DT, L4330GST, L4330HST, L4330HSTC, L4400DT, L4400DW, L4400FV, L4400FW, L4400H, L4400W, L4610GST, L4610HST, L4610HSTC, L4630DT, L4630GST, L4630HST, L4630HSTC, L4740, L5030GST, L5030HST, L5030HSTC, L5040GST, L5240, L5450DT, L5740, M59, M4700, M4700DT, M4800SU, M4900, M4900C, M4900DT, M4900DTC, M4900S, M4900SC, M4900SCS-F, M4900SD, M4900SDC, M4900SU, M4900SUD, M5400, M5400DT, M5400DT-N, M5700, M5700C, M5700DT, M5700DT-N, M5700DTC, M5700HD-F, M5700HDC, MX4700DT, MX4700F, MX4700HST, MX5000DT, MX5000F, MX5100DT, MX5100F	Fuel Lift Pump Replaces 17121-52031, 1C010-52033	AM17121-52030	\$80.00	
M95S, M95X, M96S, M105S, M105X, M5040, M6040, M6800, M7040, M8200, M8540, M9000, M9540	Fuel Pump Replaces 1C010-52032, 1C010-52033, 1C010-52034	AM1C010-52035	\$115.50	
M5040, M6040, M7040	Fuel Solenoid Replaces 1G772-60010, 1G772-60012, 1G772-60013	AM1G772-60014	\$148.00	
B2410, B2710, B2910	Fuel Shutoff Solenoid Replaces 6A320-31152, 6A320-31150	AM6A320-31153	\$81.70	
M95, M95S, M95X, M96S, M105, M105S, M105X, M6800, M8200, M8540, M9000, M9540	Fuel Shut Off Solenoid	AM1C010-60017	\$99.20	
L3560, L4060, L4760, L5060, L5460, L6060, M5040, M5140, M5660, M6040, M6060, M7040	Fuel/Water Separator	AM1G311-43350	\$122.00	

Kubota®—Tractor

Application	Description	Part Number	Retail Price	Core
M95S, M95X, M96S, M100X, M105S, M105X, M108S, M108X, M110X, M4900, M5700, M6800, M8200, M8540, M9000, M9540, MX4800, MX5200, MX5800	Fuel/Water Separator Replaces 16541-43350	AM1G410-43350	\$64.40	
(M5140DT, M5140DTC, M5140HD, M5140HDC BSN 051124), M5140F BSN 010084, M5140FC	Fuel/Water Separator	AMRA238-51400	\$42.50	

Injectors



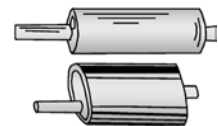
Application	Description	Part Number	Retail Price	Core
B1550D, B1550E, B1550HSTE, B1552HSTD, B1750D, B1750E, B1750HSTD, B1750HSTE, B2150D, B2150E, B2150HSE, B7100HSTD, B7100HSTE, F2100-MOWER, L175, L225, L225DT	Fuel Injector Replaces 15271-53002	AM15221-53000	\$65.00	
B1700D, B1700E, B1700HSD, B1700HSE, B2100D, B2100E, B2100HSD, B2100HSE, B2400D, B2400E, B2400HSD, B2400HSE, B2410HSD, B2710HSD, B2910HSD, B7500D, B7500DTN, B7500HSD, B7510D, B7510HSD, B7510D, B7510HSD, B7510HSDTR, B7610HSD, B7800HSD, BX22D, BX23D, BX2200D	Fuel Injector Replaces 16032-53902, H1601-53000	AM16032-53900	\$95.00	
L2250DT, L2250F, L2250, L2550DTGST, L2550F, L2650DT, L2650DTGST, L2650DTWET, L2650F, L2850DT, L2850DTGST, L2850F, L3250DT, L3350DT, L3450DTGST, L3450DTWET, L3450F, L4150DTN, M4030, M4030DT, M4030SU, M4060SUTF, M5030, M5030DT, M5030SU, M5030SUMDT	Fuel Injector	AM17391-53000	\$59.00	



Manifolds and Components

Application	Description	Part Number	Retail Price	Core
L175, L185, L245, L1500, L1500DT	Exhaust Manifold Replaces 15221-12310, 15221-12312, 15221-12313	AM15221-12314	\$50.00	
	Exhaust Elbow Replaces 15221-12320, 15221-12323	AM15221-12325	\$33.00	
L1802, L2002, L2202, L2402	Exhaust Manifold L02 Series, 3 Cylinder Replaces 15521-12310	AM15521-12312	\$54.00	
L225, L235, L245, L275, L295, L305, L2000	Exhaust Manifold Replaces 15321-12313	AM15321-12310	\$53.50	
L285, L2600, L3001	Exhaust Manifold Replaces 15401-12310, 15401-12314	AM15401-12316	\$67.00	

Mufflers and Exhaust



Application	Description	Part Number	Retail Price	Core
Universal Tractors	Exhaust Pipe Diameter 3.50", Length 48"	AMS312X48	\$76.25	
B21, B1700D, B1700E, B1700HSD, B1700HSE, Ind/Const: B2100D, B2100E, B2100HSD, B2100HSE, B2400D, B2400E, B2400HSD, B2400HSE, B2410HSD, B2410HSDB, B2410HSE, B2710HSD, B2910HSD, B7800HSD	Muffler Horizontal, Length 11" Replaces 6C040-58403, 6C040-58404, 32721-97000	AM32721-97002	\$88.00	
B26, B2320DT, B2320DTN-1, B2320DTWO, B2320HSD, B2320HSDN, Ind/Const: B2620HSD, B2630HSD, B2920HSD, B3030HSD, B7500D, B7500DTN, B7500HSD, B7510D, B7510DN, B7510HSD, B7510HSDTR, B7610HSD	Muffler Inlet OD 1.50", Length 110" Replaces 6A320-58404, 6A320-58405, 6A320-58406	AM6A320-58400	\$117.00	
B1550, B1750, B5200, B6200, B7200 - 1983-89 w/ 13HP-20HP Engine	Muffler Vertical Round, Length 20"	AM15751-12010	\$55.00	
B3000HSDC, B3000HSDCC, B3030HSDC, B3030HSDCC	Muffler Oval, Length 16.25" Replaces 6C230-58402, 6C230-58403	AM6C230-58404	\$122.00	

Kubota®—Tractor

Application	Description	Part Number	Retail Price	Core
BX22D, BX23D, BX1800D, BX1830D, BX2200D, BX2660D, BX2670, BX2670-1	Muffler Oval, Length 12.75" Replaces K2551-83110, K2561-83110	AMK2551-83112	\$109.00	
BX24D, BX25, BX25DLB, BX25DLB-1, BX2350D, BX2360, BX2370, BX2370-1	Muffler Oval, Length 12.67"	AMK2581-83110	\$59.00	
BX2230D	Muffler Round, Length 12.80"	AMK2571-83110	\$57.75	
L175, L185, L225, L235, L245, L275, L285, L295, L305, L1500, L1501, L2000, L2350, L2500, L2600, L3000, L3050, L3001 - w/ Vertical Muffler	Muffler Replaces Muffler and Pipe Vertical, Length 36 1/4" Use w/ Original Elbow Replaces 15221-12116, 34219-12410	AMX39109	\$77.00	
L175, L185, L225, L245, L295, L305, L1500, L1501, L2350, L2500, L2600, L3000, L3050ST	Muffler Replaces Elbow & Extension Vertical, Length 37" Replaces 15221-12115, 15221-12116	AMX39111	\$103.00	
L175, L185, L225, L1500, L1501, L2000	Muffler Replaces Muffler, Elbow & Pipe Vertical, Length 42.91" Replaces 15221-12110, 15221-12114, 15221-12115, 15221-12116	AMX39110	\$117.00	
L185, L235, L275, L285, L295, L305, L345, L2050, L2350	Muffler Vertical / Round, Length 20 1/2" Inlet Clamp Extension Pipe, Breakover Use w/ AM15221-12116, Will Not Fit Kubota OEM Muffler 24 1/4" Length, Clamp Not Included Inlet Clamp	AM15221-12116 CL-158 AM34219-12410 CL-200	\$80.00 \$4.85 \$40.00 \$4.90	
L2850, L3400DT	Muffler	AM32434-88710	\$65.00	
L345, L355SS, L1802, L2002, L2202, L2402, L2602, L3202, L4202	Muffler L02 Series Vertical, Length 34.64" Replaces 15521-12112	AM15521-12110	\$99.00	
L2800DT, L2800F, L2800HST, L3400DT, L3400F, L3400HST, L3700SU, L4400DT, L4400F, L4400H	Muffler Oval, Gasket Not Included	AMTC220-16410	\$171.00	
L3130DT, L3130F, L3130GST, L3130HST, L3240DT, L3240DT3, L3240F, L3240F3, L3240GST, L3240GST3, L3240HST, L3240HST3, L3240HSTC, L3240HSTC3, L3430DT, L3430GST, L3430HST, L3430HSTC, L3540GST, L3540GST3, L3540HST, L3540HST3, L3540HSTC, L3540HSTC3, L3830DT, L3830F, L3830GST, L3830HST, L3940DT, L3940DT3, L3940GST, L3940GST3, L3940HST, L3940HST3, L3940HSTC, L3940HSTC3, L4240DT, L4240DT3, L4240GST, L4240GST3, L4240HST, L4240HST3, L4240HSTC, L4240HSTC3, L4330DT, L4330GST, L4330HST, L4330HSTC, L4630DT, L4630GST, L4630GSTC, L4630HST	Muffler Oval, Length 19.75" Replaces TD050-16410	AMTD050-16412	\$220.00	
M100XDTC, M110XDTC	Muffler, Underhood	AM3T200-12110	\$340.00	
M5040DT, M5040DT1, M5040F, M5040F1, M5040HD, M5040HD1, M6040DT, M6040DT1, M6040F, M6040F1, M6040HD, M6040HD1, M6040HDNB, M7040DT, M7040DT1, M7040F, M7040F1, M7040HD, M7040HD1, M7040HDNB, M7040SU, M7040SUD BSN 54787	Muffler Round, Length 22.50"	AM3C001-12310	\$510.00	
M5040DT, M5040DT1, M5040F, M5040F1, M5040HD, M5040HD1, M6040DT, M6040DT1, M6040F, M6040F1, M6040HD, M6040HD1, M7040DT, M7040DT1, M7040F, M7040F1, M7040HD, M7040HD1	Muffler Round, Length 13.50" Replaces 3C011-12110	AM3C011-12113	\$340.00	
M5040DTC, M5040DTC1, M5040FC, M5040FC1, M5040HDC, M5040HDC1, M6040DTC, M6040DTC1, M6040FC, M6040FC1, M6040HDC, M6040HDC1, M7040DTC, M7040DTC1, M7040FC, M7040FC1, M7040HDC, M7040HDC1, M7040HDCLTD BSN 54787	Muffler Round, Length 13.60" Replaces 3C501-12110	AM3C501-12112	\$273.00	

Prices subject to change without prior notice, and products with NLA in the price column are no longer available. The use of original equipment manufacturer (OEM) part numbers or trademarks, e.g. Case® and John Deere®, are for reference purposes only and for indicating product use and compatibility. Our company and the listed replacement parts contained herein are not sponsored, approved or manufactured by the OEM. All parts are New unless designated Reman in the description.

Kubota®—Tractor

Application	Description	Part Number	Retail Price	Core
M6040DTC, M6040DTC1, M6040FC, M6040FC1, M6040HDC, M6040HDC1, M7040DTC, M7040DTC1, M7040FC, M7040FC1, M7040HDC, M7040HDC1	Muffler Oval, Inlet OD 2" Replaces 3C754-12110	AM3C552-12110	\$210.00	
M6800, M6800DT, M6800HD, M6800S, M6800SDT	Muffler Replaces 3A112-12110	AM3A111-12115	\$462.00	
M6800HDC, M6800SC, M6800SDTC	Muffler Replaces 3A652-12110	AM3A651-12112	\$495.00	
M6950, M7950 - 1983-87, 66 HP through 76 HP	Muffler Vertical Round, Length 34"	AM15621-12110	\$301.00	
MX4700DT, MX4700F, MX4700H, MX5000DT, MX5000F, MX5000SU	Muffler Oval, Length 25.25"	AMTC050-16410	\$203.00	



Starters

Application	Description	Part Number	Retail Price	Core
B20, B1500HSTD, B1550D, B1550E, B1550HSTE, B1750D, B1750E, B1750HSTD, B1750HSTE, B4200D, B7100HSTD, B7100HSTE, B7200HSTD, B7200HSTE, Mowers: F2000, F2100, G1700, G1800, G1800S, G1900, G1900S, G2000, G3200, G4200, G6200H	Starter, 12 Volt Mitsubishi, Direct Drive, 9 Tooth, 0.80kW 2-Ear Mount on Drive End Housing	AM15231-63015	\$160.00	
B21	Starter, 12 Volt Denso, Direct Drive, 9 Tooth, 1kW, CW Rotation Replaces 6A100-31150	AM6A100-31154	\$222.50	
B26, B2630HSD, B2710HSD, B2910HSD, B3000HSDC, B3000HSDCC, B3030HSD, B3030HSDC, B3030HSDCC, B3200HSD, B3200HSDWO, B3300SUHSD, B7800HSD	Starter, 12 Volt Mitsubishi, Direct Drive, 8 Tooth, CW Rotation Replaces 6C070-59211, 6C070-59212	AM6C070-59210	\$145.00	
B1700D, B1700E, B2100D, B2100E, B2320DT, B2320DTN, B2320DTWO, B2320HSD, B2320HSDN, B2400D, B2400E, B2410HSD, B2410HSD, B2410HSE, B2620HSD, B2920HSD, B7500D, B7500DTN, B7500HSD, B7510D, B7510DN, B7510HSD, B7510HSDTR, B7610HSD	Starter, 12 Volt Mitsubishi, Permanent Magnet Gear Reduction, 8 Tooth, 0.90kW 2-Ear Mount Replaces 6C140-59210, 6C140-59211, 6C140-59212	AM6C140-59213	\$172.50	
BX22D, BX2200D, RTV900G, RTV900G6, RTV900R, RTV900R6, RTV900RSD, RTV900RSDL, RTV900S, RTV900T, RTV900T2, RTV900T5H, RTV900T6, RTV900W, RTV900W6, RTV900W6SE, RTV1100, RTV1100CR, RTV1100CW	Starter, 12 Volt Denso, Gear Reduction, 9 Tooth, 1.40kW 2-Ear Mount on Drive End Housing Replaces 16235-63010, K7561-61810, K7561-61811, K7711-61800, K7711-98600	AMK7571-96800	\$150.00	
Utility: BX1500D, Mowers: F2260, F2560, F2560E, F3060, G2160, G2160AU, G2160DS, GR2100, GR2110, GR2120, GR2120B, TG1860, ZD18, ZD18F, ZD21, ZD21F, ZD25, ZD28, ZD221, ZD321, ZD321N, ZD323, ZD326	Starter, 12 Volt Denso Style, Planetary Gear Reduction, 9 Tooth, 1.00kW 2-Ear Mount on Drive End Housing Replaces 1G023-63011, 1G069-63010, 1G069-63011, 67980-31150, 67980-31151, K3511-81410	AM1G023-63010	\$161.50	
KJ7210V, KJS150V, KJS150VX, KJT210V, KJT210VX, KJT270F, KJT270FSW, KJT270FXSW, L285, L295, L2250, L2550, L2850, L3250, L3450, L3600, L3650, L3710, L4200, L4300, L4310, L4610	Starter, 12 Volt Denso, Gear Reduction, 9 Tooth, 1.40kW 2-Ear Mount on Drive End Housing	AM17341-63010	\$160.00	
KJS130D, KJS130DX, L35, L2500DT, L2500F, L2650DT, L2650DTGST, L2650DTWET, L2650F, L2800DT, L2800F, L2900DT, L2900DTGST, L2900F, L2950DT, L2950DTGST, L2950DTWET, L2950F, L3010DT, L3010DTGST, L3010DTHST, L3010F, L3130DT, L3130DTGST, L3130DTHST, L3130F, L3200DT, L3200F, L3200H, L3240DT, L3240DT3, L3240DTGST, L3240F, L3240F3, L3240GST3, L3240HST, L3240HST3, L3300DT, L3300DTGST, L3300F, L3400DT, L3400DTHST, L3400F, L3410DT, L3410GST, L3410HST, L3430DT	Starter, 12 Volt Denso, Gear Reduction, 9 Tooth, 1.20kW 2-Ear Mount	AM34070-16800	\$130.00	

Kubota®—Tractor

Application	Description	Part Number	Retail Price	Core
L39, L45, L3200H, L3400DT, L3400F, L3400HST, L3540GST, L3540HST, L3700SU, L3800DT, L3800F, L3800H, L3830DT, L3830F, L3830GST, L3830HST, L3940DT, L3940GST, L3940HST, L4240DT, L4240GST, L4240HST, L4240HSTC, L4330DT, L4330GST, L4330HST, L4400DT, L4400F, L4400H, L4600DT, L4600F, L4630DT, L4630GST, L4630HST	Starter, 12 Volt Denso, Gear Reduction, 8 Tooth, 1.40kW	AMT1150-16800	\$245.00	
L48, L3430, L4330DT, L4740, L4740GST, L4740GST-3, L4740HST-3, L4740HSTC, L5030, L5030GST, L5030HST, L5040, L5040GST, L5040GST-3, L5240, L5240HST, L5240HST-3, L5740, L5740HST, L5740HST-3, M59, MX4700DT, MX4700F, MX4700H, MX5000, MX5000DT, MX5000F, MX5000SU, MX5100DT, MX5100F, MX5100H, Excavators: KX121-3, KX121-3S, KX121-3ST, KX161, KX161-3, KX161-3S, KX161-3ST, U45S, U45ST	Starter, 12 Volt Denso, Gear Reduction, 9 Tooth, 2.00kW 2-Ear Mount	AM17123-63016	\$240.00	
L175F, L185, L185DT, L185F	Starter, 12 Volt 9 Tooth, CW Rotation Replaces 15221-63014, 15221-63015, 70000-65214, 70000-65421, 70000-73450	AM15221-63010	\$283.50	
L2600DT, L2600F, L3000DT, L3000F	Starter Replaces T1060-16801, T1060-16804	AMT1060-16800	\$200.00	
L3350DT, L3750, L3750DT, L4150, L4150DT, L4150DTN, L4350DT, L4850DT, L5450DT, M4030, M4030DT, M4030SU, M4030SUTF, M4500, M4700, M4700DT, M4800SUDF, M4800SUF, M4900, M4900DT, M4900SU, M4900SUDT, M4950DTS, M4950S, M5030, M5030DT, M5030SU, M5030SUDT, M5030SUMDT, M5400, M5400DT, M5400DTN, M5700, M5700DT, M5700DTN	Starter, 12 Volt Denso, Gear Reduction, 11 Tooth, 1.40kW 2-Ear Mount on Drive End Housing Replaces 15601-63012, 70000-65440	AM15621-63012	\$130.00	
M55DT, M5500, M5950, M5950DT, M5950DTS, M5950S, M6030, M6030DT, M6030DTN, M6030DTNB, M6030T, M7030, M7030DT, M7030DTNB, M7030N, M7030SU, M7030SUDT, M7500, M8030, M8030DT	Starter, 12 Volt Denso, Gear Reduction, 9 Tooth, 2.50kW 3-Ear Mount	AM15451-63014	\$330.00	
M100XDT, M105, M105S, M105SDS, M105SDSF, M105SDSL, M105SDT, M105SH, M105SHD, M105XDTC, M108, M108DSC, M108DSC2, M108HDC2, M108SDS, M108SDS2, M108SDSF, M108SDSL, M108SDSL2, M108SDSL2S, M108SDSLS, M108SH, M108SHD, M108SHDC, M108XDTC, M110XDTC, M6040, M6800, M6800DT, M6800HD, M6800S, M6800SDT, M6800SDT, M7040, M7040DT, M7040DTC, M8200, M8200DT, M8200DTN, M8200HD, M8200SDTN, M8200SDTN, M8540DT, M8540DT1, M8540F, M8540F1, M8540HD, M8540HD1, M8540HD12, M8540HD121, M9000, M9000DT, M9000DTL	Starter, 12 Volt Mitsubishi, Planetary Gear Reduction w/ Open Drive End, 9 Tooth, 2.50kW 2-Ear Mount Replaces 1C010-63010, 1C010-62011, 1C010-63012, 1G010-63010, 1G772-63011	AM1G772-63012	\$200.00	
M6950, M6950DT, M6950DTS, M6950S, M6970DT, M7950, M7950DT, M7950DTS, M7950H, M7950S, M7950W, M7970DT, M8950, M8950DT, M8950DTS, M8950S, M8950SDT, M9550	Starter, 12 Volt Denso, Gear Reduction, 9 Tooth, 2.50kW 3-Ear Mount Replaces 70000-65460, 70000-73540	AM15481-63010	\$505.00	
L2501, L2600, L2800, L3000, L3200, L3400, L3700, L3800, L4300, L4400, L4600, MX4700, MX5000, MX5100	Ignition Switch Replaces TC020-31820	AMTC020-31822	\$54.60	
M5-091, M5-111, M5L-111, M5N-091, M5N-111, M95S, M96S, M105S, M108S, M4900, M5040, M5140, M5640, M5660, M5700, M6040, M6060, M6800, M7040, M7060, M8200, M8540, M8560, M9000, M9540, M9960	Ignition Switch Replaces 52200-41210	AM52200-41212	\$53.10	



Alternators

Application	Description	Part Number	Retail Price	Core
B21, B26, B1550, B1750, B2100, B2150, B2400, B2410, B2630, B2710, B2910, B3030, B3200, B3300, B7311, B7324, B7500, B7510, B7610, BX22D, BX23D, BX1800D, BX1830D, BX2200D, BX2230D, FZ2100, Mowers: F2260, F2400, F2560, F3060, Excavators: KX412, KX612, KX71, KX912, Loader: R310	Alternator Denso Type, 12 Volt, 40 Amps, IR, w/ 2-ear mount, B+ post on rear of CE Uses IG (Ignition) spade, L (Ign/Lamp) spade T-shaped single plug connector Replaces 16241-64010	AM16241-64012	\$115.00	

Kubota®—Tractor

Application	Description	Part Number	Retail Price	Core
B1550, B1750, B2100, B2150, B2400, B2410, B2630, B2710, B2910, B3030, B3700, B5200, B6200, B7200, B7410, B7510, B7610, B7800, B8200, BX1500D, BX1800, BX1830, BX2200, BX2230, BX22D, BX23D, Utility Vehicles: RTV500, RTV500A, RTV500RA, Mowers: F2000, F2100, G1800, G1900, G2000, G3200, G4200H, G5200, G6200, GF1800, GR2110, ZD18, ZD21, ZD25, ZD28, ZD321, ZD323, ZD326P, ZD331LP, Excavators: K008, KH007, KH35, KH41, KH61	Alternator Dynamo Replacement, 12 Volt, 14 Amps, ER, Permanent Magnet Dynamo Replaces 15531-54013, 15531-64016, 15531-64017, 6C040-59252, EG673-64010	AM15531-64017	\$113.00	
B6200, B6200D, B6200E, BB7200, BB7200D, BB7200E, B9200, B9200HSDTOW, L175, L185, L200, L225, L225DT, L235, L245, L285, L295, L305, L335, L335SS, L345, L355, L2250, L2550, L2850, L3250, L3350, L3750, L4150, L4350, L4850, L5450, M4030, M4950, M5030, M5500, M5950, M6030, M6950, M6970, M6970DT, M7030, M7500, M7950, M7970, M8030, M8950, M8970, M8970DT, Loaders: R400B, R410, R410B, Generators: GV1125Q60KTC, GV312060B, GV3170SW, GV3190Q60, GV3240, GV3250Q60SW, Excavators: KH101, KH151, KH191, KH90H, KX101, KX151	Alternator Denso Type, 12 Volt, 40 Amps, ER, w/ 3-ear mount, Features B+ post and (1) 3-wire single plug connector w/ E (ground), F (+ from reg), and N (AC) spades Replaces 15321-64012, 15411-64011, 15471-64010, 15471-64011, 15606-64010, 15606-64011, 15763-64010	AM15253-64010	\$167.00	
L35, L39, L48, L2600, L2800, L2900, L3000, L3010, L3130, L3240, L3300, L3400, L3410, L3430, L3540, L3600, L3700, L3710, L3830, L3940, L4200, L4300, L4310, L4330, L4610, L4630, M4700, M4800, M4900, M5400, M5640, M5700, MX5000, Excavators: KX121-2, KX161-2, KX612	Alternator Denso Type, 12 Volt, 45 Amps, IR/IF, w/ 2-Ear Mount, B+ post on rear of CE Uses IG (Ignition) spade, L (Ign/Lamp) spade T-shaped single plug connector Replaces 34070-75600, T1060-15680, T1060-15681, T1060-15682	AM34070-75602	\$175.00	
L39, L3940, L4240, L4300, L4330, L4400, L4630, M4700, M4800SU, M4900, M5400, M5700, MX5000, MX5100	Alternator Denso Type, 12 Volt, 40 Amps, IR, w/ 12 O'clock Plug Position Replaces Nippondenso 101211-1180, 101211-1360, 9761219-136	AM3A011-74013	\$162.80	
L175, L185, L225, L235, L245, L275, L285, L295, L305, L345, L355, L2050, L2350, M4000, M4030, M4050, M4500, M4950, M7000, Loaders: R400, R410, Generators: GV3190QSW, GV3240SW, GV3250QSW Replaces 5321-64010, 15321-64011, 15321-64012, 15411-64010, 15411-64011, 15471-64010, 15471-64011, 15606-64010, 15606-64011	Alternator Denso Type, 12 Volt, 25 Amps, ER	AM15411-64010	\$80.00	
L2650DT, L2650F, L2950DT, L2950F, L3450DT, L3450F, L3650DT, L3650F, L4350DT, L4850DT, L4850DT, L5450DT, Loaders: R510, R510LST, R510B, R520	Alternator 12 Volt, 45 Amps Replaces 16705-64012, 16705-64010	AM17356-64010	\$174.00	
M95S, M105S, M105SDT, M5040, M5040DTC, M5040DTC1, M5040FC, M5040FC1, M5040HDC, M5040HDC1, M5140DTC, M5140FC, M5140HDC, M6040, M6040DTC, M6040DTC1, M6040FC, M6040FC1, M6040HDC, M6040HDC1, M6800, M6800HD, M6800HDC, M6800S, M6800SDT, M7040, M7040DTC, M7040DTC1, M7040FC, M7040FC1, M7040HDC, M7040HDC1, M8200, M8200DT, M8200HD, M8200SDTNQ, M8540, M9000, M9000DT, M9000DTM, M9000HD, M9540	Alternator Mitsubishi Unit, 12 Volt, 60 Amps, IR Replaces 3A651-74010, 3A651-74011, 3C581-74010, 3C581-74011	AM3C581-74012	\$178.00	
M105S, M105SDT, M5040, M5040DTC, M5040DTC1, M5040FC, M5040FC1, M5040HDC, M5040HDC1, M5140DTC, M5140FC, M5140HDC, M6040, M6040DTC, M6040DTC1, M6040FC, M6040FC1, M6040HDC, M6040HDC1, M6800, M6800HD, M6800HDC, M6800S, M6800SDT, M7040, M7040DTC, M7040DTC1, M7040FC, M7040FC1, M7040HDC, M7040HDC1, M8200, M8200DT, M8200HD, M8200SDTNQ, M8540, M9000, M9000DT, M9000DTM, M9000HD, M9540	Alternator Replaces 3C081-74013	AM3C081-74012	\$148.00	
M5500DT, M5950, M5950DT, M5950DTS, M5950S, M6030, M6030DT, M6030DTN, M6030DTNB, M6950, M6950DT, M6950DTS, M6950S, M6970DT, M7030, M7030DT, M7030DTNB, M7030N, M7030SU, M7030SUDT, M7500, M7500ACL, M7500DT, M7500DTACL, M7950, M7950DT, M7950DTS, M7950H, M7950S, M7970DT, M8030, M8030DT, M8950, M8950DT, M8950DTS, M8950S, M8970DT	Alternator 12 Volt, 35 Amps On some M series tractors lower dynamo support may need to be modified from 2 5/8" to 2 7/8" since SRE housing has been superseded through ND	AM15451-64010	\$140.00	
M6030, M6030DT, M6030DTN, M6030DTNB, M7030, M7030DT, M7030DTNB, M7030N, M7030SU, M7030SUDT, M7580, M7580DT, M8030, M8030DT, M8580, M8580DT, M9580, M9580DT	Alternator Replaces 16541-64010, 16541-64011, 16541-64012	AM35583-74012	\$130.00	

Prices subject to change without prior notice, and products with NLA in the price column are no longer available. The use of original equipment manufacturer (OEM) part numbers or trademarks, e.g. Case® and John Deere®, are for reference purposes only and for indicating product use and compatibility. Our company and the listed replacement parts contained herein are not sponsored, approved or manufactured by the OEM. All parts are New unless designated Reman in the description.

Kubota®—Tractor

Application	Description	Part Number	Retail Price	Core
M6060, M7060, M8560, M9960	Alternator Mitsubishi Unit, 12 Volt, 100 Amps, IR/IF, CW	AM1J431-64012	\$260.00	
M6800, M6800DT, M6800S, M6800SDT, M8200, M8200DT, M9000, M9000DT	Alternator Replaces 1C010-64010	AM1C010-64012	\$148.00	
M7580, M8580, M9580	Reman Alternator 12 Volt, 60 Amps, ND/IR/IF Replaces 16540-64010	AM33990-74010	\$415.20	\$50.00
Utility Vehicles: B3000HSDC, B3000HSDCC, B3030HSDC, B3030HSDCC, RTV1140CPX, RTV1140CPXR, RTV900G, RTV900G6, RTV900R, RTV900R6, RTV900RSD, RTV900SDL, RTV900S, RTV900T, RTV900T2, RTV900T5H, RTV900T6, RTV900W, RTV900W6, RTV900W6SE	Alternator Denso Type, 12 Volt, 55 Amps Replaces 7561-61910, 7561-61911, A-80161, 101211-8770, AND0350, 7561-61912, 101211-8771	AMK7561-61910	\$158.00	
B5200, B6200, B7200, B8200, B9200	Voltage Regulator Replaces 15533-64600, 76611-55440	AMH1550-64600	\$105.00	
B6200, B7200, B8200, B9200, L185, L235, L245, L275, L295, L345, L2050, L2250, L2350, L2550, L2850, L3250, L3350, L4850, L5450, M4050, M4500, M4950, M5030, M5950, M6030, M6950, M7030, M7500, M7950, M8030, M8950 Replaces 33251-74010	Voltage Regulator 12 Volt - 14.30 volt setting, B-circuit, Single multi-spade (6) connector w/ pins: I - N - F - E - L - B, +IG female bullet pigtail Solid State unit to replace original mechanical unit	AM70000-65398	\$65.00	
B20, B1550D, B1550E, B1750D, B1750E, B4200D, B5200D, B5200E, B6200D, B6200E, B7200D, B7200E, B8200DP, B8200EP, F2000, F2100, F2100E, G1700, G1800, G1900	Solenoid Replaces 14278-63021, 14278-63022, 15231-63022	AM70000-65425	\$33.00	

Mechanical Front Wheel Drive Parts

MFWD Differentials and Components

Application	Description	Part Number	Retail Price	Core
L35, L39, L45, L47, L48, L2050, L2250, L2350, L2500, L2501, L2550, L2600, L2650, L2800, L2850, L2900, L2950, L3000, L3010, L3130, L3200, L3240, L3250, L3300, L3301, L3400, L3410, L3430, L3450, L3540, L3560, L3600, L3650, L3700, L3710, L3800, L3830, L3901, L3940, L4060, L4200, L4240, L4300, L4310, L4330, L4400, L4600, L4610, L4630, L4701, L4740, L4760, L5030, L5040, L5060, L5240, L5460, L5740, L6060, M4700, M4800SU, M4900, M4900SU, M5400, M5700, M8200, MX4700, MX4800, MX5000, MX5100, MX5200, MX5800	Differential Pinion Gear	AM31353-43343	\$40.80	
L35, L2050, L2250, L2350, L2500, L2501, L2550, L2600, L2650, L2800, L2850, L2900, L2950, L3000, L3010, L3130, L3200, L3240, L3250, L3300, L3301, L3400, L3410, L3430, L3450, L3540, L3560, L3600, L3650, L3700, L3710, L3800, L3830, L3901, L3940, L4060, L4200, L4300, L4310, L4400, L4600, L4701, M9000	Front Differential Side Gear	AM31353-43353	\$50.30	
M5-091, M5-111, M5L-111, M8540, M8560, M9540, M9960	Front Differential Bevel Gear Shaft 17 Tooth	AM3C091-42260	\$245.00	
M5-091, M5-111, M5L-111, M8540, M8560, M9540, M9960	Front Differential Bevel Gear 23 Tooth	AM3C091-42310	\$145.00	
L35, L2501, L2800, L2900, L3010, L3200, L3300, L3301, L3400, L3410, L3600, L3700, L3710, L3800, L3901, L4200, L4300, L4310	Front Axle Bevel Gear 42 Tooth	AM34070-13210	\$277.40	
L39, L3940, L4060, L4600	Front Axle Bevel Gear 11 Tooth	AM32781-13200	\$97.10	
L5040, L5060, L5240, L5460, L5740, L6060, M4800SU, M4900, M4900SU, M5640, M5700, M8200, MX4800, MX5200, MX5800	Front Axle Bevel Gear 9 Tooth	AM3G700-43520	\$179.70	
M5-091, M5-111, M5L-111, M8540, M8560, M9540, M9960	Front Axle Bevel Gear 15 Tooth	AM3C091-43520	\$138.60	
M5-091, M5-111, M5L-111, M8540, M8560, M9540, M9960	Front Axle Bevel Gear 41 Tooth	AM3C091-43720	\$249.80	

Kubota®—Tractor






Mechanical Front Wheel Drive Parts

Application	Description	Part Number	Retail Price	Core
M4800SU, M4900, M4900SU, M5400, M5640, M5700, M8200, MX4700, MX4800, MX5100, MX5200, MX5800	Bevel Gear Set, Differential 8 & 21 Tooth	AM3C315-42300	\$351.20	
M4D-061, M4D-071, M4N-071, M5N-091, M5N-111, M62, M5660, M6040, M6060, M7040, M7060, M8540	Bevel Gear Set, Differential 10 & 23 Tooth	AM3C051-42300	\$522.40	
4WD: M4D-061, M4D-071, M5N-091, M5N-111, M59, M62, M5040, M5140, M5660, M6040, M6060, M7040, M7060, M8540	Front Axle Flange Assembly	AM3C011-43710	\$377.80	
M5-091, M5-111, M5L-111, M8540, M8560, M9540, M9960	Front Axle Flange Assembly	AM3C091-43712	\$336.90	
M5-091, M5-111, M5L-111, M8540, M8560, M9540, M9960	Front Axle Shaft	AM3C091-43410	\$35.90	
M4D-061, M4D-071, M4N-071, M5N-091, M5N-111, M59, M62, M126X, M5040, M5140, M5660, M6040, M6060, M7040, M7060, M8540	Front Axle Bushing	AM52200-22280	\$19.00	
M4D-061, M4D-071, M4N-071, M5-091, M5-111, M5L-111, M5N-091, M5N-111, M59, M62, M5040, M5140, M5660, M6040, M6060, M7040, M7060, M8540, M8560, M9540, M9960	Front Axle Bushing	AM5J042-14170	\$27.60	
M8540, M8560, M9540, M9960	Front Propeller Shaft Replaces 3C091-41320	AM3C091-41322	\$92.00	
M4N-071, M5-091, M5-111, M5L-111, M5N-091, M5N-111, M8540, M8560, M9000, M9540, M9960	Propeller Shaft Bushing	AM3A181-41310	\$26.70	








MFWD Hubs and Housing

Application	Description	Part Number	Retail Price	Core
L45, L47, L48, L4240, L4330, L4610, L4630, L4740, L5030, L5040, L5240, L5740, M4700, M4800SU, M4900, M4900SU, M5400, M5640, M5700, M8200, MX4700, MX5000, MX5100 - 4WD	Bushing For Front Axle Trunnion, Upper	AM3A021-43370	\$14.60	
M5-091, M5-111, M5L-111, M8540, M8560, M9540, M9960	Pivot Bushing, Rear	AM3C091-41680	\$32.70	
M4D-061, M4N-071, M5N-091, M5N-111, M6-141, M59, M62, M135GX, M135X, M5040, M5140, M5660, M6040, M6060, M7040, M7060, M8540	Pivot Pin Bushing, Rear	AM3C011-41680	\$40.80	


Tie Rods and Components

Application	Description	Part Number	Retail Price	Core
 B1550, B1750, B4200D, B5200, B6100HST-E, B6200, B7100, B7200	Tie Rod 3" Long M12x1.25" Right Hand Thread	AM67121-56530	\$16.00	
 B1550, B1750, B4200D, B5200, B6100HST-E, B6200, B7100, B7200	Tie Rod 2.87" Long M12x1.50" Left Hand Thread	AM67121-56520	\$15.00	
 B1700, B2100, B2400, B2410, B2710, B2910, B7300, B7800	Tie Rod 3" Long Right Hand, M12x1.25" Thread	AM67950-56530	\$20.00	
 B1700, B2100, B2400, B2410, B2710, B2910, B7300, B7800	Tie Rod 2.87" Long Left Hand, M12x1.50" Thread	AM67950-56520	\$20.00	
 B1700, B2100, B2400, B2410, B8200, B9200, L185, L210, L235, L245, L260, L275, L295, L2050, L2250, L2350, L2500, L2600, L3000, Ind: B20, B21	Tie Rod End, Left Hand Left Hand, M16x1.50" Male Thread 3.50" Length to Center of Ball Replaces 38440-44880	AM38440-44790	\$25.00	


Kubota®—Tractor

	Application	Description	Part Number	Retail Price	Core
	F2000, F2100E, F2400, L185F, L225, L2000	Tie Rod End 2.75" Long, 0.495" ID 0.45" to 0.482" Taper, 0.352" Taper Length Female Right Hand Thread Replaces 34150-12600, 34150-12603	AM38180-12600	\$28.00	
	L175, L185, L225, L1500, L1501, L1801, L2000, L2201	Tie Rod End 2.75" Long, 0.495" ID 0.45" to 0.482" Taper, 0.352" Taper Length Female Left Hand Thread Replaces 34150-12700, 34150-12703, 38180-12702, 38180-12703	AM38180-12700	\$27.50	
	L185, L2600	Tie Rod End 3.875" Long, 0.622" OD 0.516" to 0.576" Taper, 0.90" Taper Length Male Right Hand Thread Replaces 34208-12412, 34220-12412	AM34208-12410	\$22.00	
	L185F, L210, L245F, L245H, L285, L295F, L2050, L2250, L2350F, L2500, L2550, L2600, L2650DT, L2850F, L2900F, L2950, L3000, L3010F, L3130F, L3250F, L3300F, L3450, L3650F, L3830F, L4200F, L4300F, L4310F, MX5000F	Tie Rod End 3.875" Long, 0.622" OD 0.516" to 0.576" Taper, 0.90" Taper Length Male Right Hand Thread Replaces 32150-12600, 32150-12601, 32150-12602, 34160-12600, 34670-44780, 38440-44870	AM38440-44780	\$26.00	
	L2650DT BSN 50145, (L2950DT, L3450DT BSN 50198), L3650DT BSN 50212 - w/ MFWD	Tie Rod Assembly, Left Hand	AM32430-44612	\$95.00	
	L295, M4000, M4050, M4500, M7500	Tie Rod, Inner 3.40" Long Right Hand, M20x1.00" Thread	AM36200-62932	\$18.00	
	M5-091, M5-111, M5L-111, M126X, M135X, M8540, M8560, M9540, M996	Tie Rod End	AM3C091-62920	\$109.90	
	M105X, M110, M955, M1055, M9000	Tie Rod 9.44" Long, 1.08" Diameter Right Hand, M20x1.50" Thread	AM3A161-62920	\$45.00	
	M4700, M4800, M4900, M5400, M5640, M5700 - w/ MFWD	Tie Rod End	AM3A022-62920	\$100.50	
	M5040, M5140, M6040, M6060, M7040, M7060 - w/ MFWD	Tie Rod Assembly Includes Ball Joint	AM3C011-62970	\$284.10	
	M5040, M6040, M7040	Tie Rod	AM3C011-62920	\$153.30	
	M8540, M8560, M9540, M9960	Tie Rod Assembly For Front 4WD Steering Cylinder	AM3C091-62970	\$214.80	

Spindles

	Application	Description	Part Number	Retail Price	Core
	L175, L185F, L225, L2000, L2201	Spindle w/ Nut Forged, 7 1/2" Replaces 34510-11110, 34510-11114, 34510-11115 A - 7.50 B - 0.9843 C - 0.9843 D - 0.7874	Right or Left Hand AM34209-11110	\$74.00	
	L175, L185F, L225, L235, L245, L285, L2000, L2050, L2050F, L2200, L2201, L2250, L2350, L2500, L2500F, L2600, L2600F, L3000, L3000F	Spindle w/ Nut 8 1/2" Replaces 34200-11110, 34200-11113, 34269-1112, 34269-1113 A - 8.50 B - 1.1811 C - 1.1811 D - 0.9843	Right or Left Hand AM34269-11110	\$95.00	

Kubota®—Tractor

	Application	Description	Part Number	Retail Price	Core
	L175, L185, L210, L225, L235, L245F, L245H, L275, L285, L295F, L305F, L345, B1700, B2100, B2150, B2400, B2410, B8200, B9200HST-EP, L2000, L2201, L2600	Spindle Seal 1.8504" OD, 0.98425" ID	AM34150-11280	\$10.00	



Wheel Hubs and Components

Application	Description	Part Number	Retail Price	Core
L175, L225, L1500, L1501, L1801, L1802, L2000, L2201	Front Wheel Hub, 2WD 52 mm OD, 4 Lug Replaces 34150-11312	AM34150-11310	\$45.00	
L245F, L245H, L285D, L285WP, L295F, L2002, L2202, L2600, L2601, L3001	Front Wheel Hub, 2WD 62 mm OD, 6 Lug, 2 3/4" High Replaces 34260-11311, 34260-11312	AM34260-11310	\$69.00	
B1150, B1700, B1750, B2100, B2150, B2400, B2410, B5100, B6100, B6200, B7100, B7200, B8200, B9200HST-EP, F2100E, L175, L185F, L225, L1500, L1501, L1801, L2000, L2201	Front Hub Seal 52" x 31 mm Replaces 34260-11150, 34150-11152	AM34150-11150	\$10.00	
L185DT, L235DT, L245DT, L275DT, L1802DT, L2050DT, L2402DT, L2500DT, L2550DT, L2600DT, L2650DT, L2950DT, L3000DT	Front Hub Seal 58" x 37 mm	AM37650-43670	\$20.00	
L185DT, L235DT, L245DT, L275DT, L1802DT, L2050DT, L2402DT, L2500DT, L2550DT, L2600DT, L2650DT, L2950DT, L3000DT	Front Hub Seal 70" x 36 mm	AM37720-43690	\$13.50	
L235, L245, L275, L285P, L285WP, L295F, L305F, L345, L2002, L2050F, L2202, L2250F, L2350F, L2402, L2550F, L2600F, L2601, L2650, L2850F, L2900F, L3000F, L3001, L3010F, L3250F, L3300F, L3650F, L4200F, L4300F, L4310F, MX5000F	Front Hub Seal 75" x 47 mm	AM37300-11160	\$11.50	
L260P, L285, L2200, L2600	Front Hub Seal 62" x 37 mm Replaces 32240-11151	AM32240-11150	\$10.00	
B1550, B1700, B1750, B2100, B2400, B2410, B4200, B5100, B5200, B6100, B6200, B7100, B7200, B7300, B7400, B7410, B7500, B7510, B7610	Rear Wheel Hub Assembly Replaces 67401-17450, 67401-17453	AMH6640-17300	\$147.00	



Steering Arms

Application	Description	Part Number	Retail Price	Core
L235, L245, L275, L285, L2600	Steering Arm, Right Hand Replaces 34260-11211	AM34260-11210	\$74.00	
	Steering Arm, Left Hand Replaces 34220-11221	AM34220-11220	\$110.00	
L225, L245, L2000, L2201	Steering Arm, Left Hand	AM34150-11215	\$62.50	
L2002, L2202, L2402	Steering Arm, Left Hand	AM34260-11220	\$74.00	

Drawbars

Application	Description	Part Number	Retail Price	Core
L2050, L2250, L2350, L2550, L2650, L2850, L2900, L2950, L3250, L3600, L3650, L4200, L4350	Drawbar 2" x 1.25" x 23.50" Replaces SW07328	AM35070-29710	\$104.00	
M95S, M95X, M96S, M100GX, M100X, M105S, M105X, M108S, M108X, M110, M110GX, M110X, M120	Drawbar	AM3F440-89120	\$241.50	
M5400	Drawbar	AM3A011-89120	\$126.00	
M6950, M6950S, M7950, M7950S	Drawbar 2.50" x 1.25" x 26.62" Replaces 36330-89120	AM36530-89120	\$134.50	





Prices subject to change without prior notice, and products with NLA in the price column are no longer available. The use of original equipment manufacturer (OEM) part numbers or trademarks, e.g. Case® and John Deere®, are for reference purposes only and for indicating product use and compatibility. Our company and the listed replacement parts contained herein are not sponsored, approved or manufactured by the OEM. All parts are New unless designated Reman in the description.





Hydraulic Pumps and Components

Application	Description	Part Number	Retail Price	Core
L175, L185, L185F, L245, L245DT, L245F, L1245H, L225, L295, L295DT, L295F, L1500, L1501, L2000, L2201, Engines: DH1101, D1301, Z750, Z751, Z851	Hydraulic Pump Keyed Shaft, 4-Bolt Mount Replaces 34150-36100, 34150-36102, 34150-36103, 34150-36110, 35110-76101, 35180-36100, 37150-36100, 37150-36110	AM35110-76100	\$518.30	
L235, L275	Hydraulic Pump Splined Shaft	AM38240-76100	\$225.00	
L275, L1801, L2002, L2050F, L2202, L2350F, L2402, L2500F	Hydraulic Pump Tanged Shaft, 4-Bolt Mount, Replaces 2-Bolt Pump Replaces 38180-36100, 38180-76120	AM38180-76100	\$592.00	
L2501, L2800, L3130, L3200, L3240, L3301, L3400, L3430, L3540, L3560, L3700, L3830, L3940, L4300, L4400	Hydraulic Pump Replaces T1150-36403, T1150-36407, T1150-36409	AMT1150-36440	\$740.00	
M4N-071, M5-091, M5-111, M5L-111, M5N-091, M5N-111, M7060, M8540, M8560, M9540, M9960	Hydraulic Pump Replaces 3C081-82200, 3C081-82202, 3C081-82203	AM3C081-82204	\$1,121.60	
M4700, M5400, M6800, M8200, M9000	Hydraulic Pump Replaces 3A111-82200	AM3A111-82202	\$991.90	
M5040, M5140, M5660, M6040, M6060, M7040, M7060, M8540	Hydraulic Pump	AM3C001-82204	\$1,486.50	
M95SDS(SDTC)(SH), M96S, M100XDTC, M105S(SDTC), M108S(X)(XDTC), M110XDTC, M126XDTC, M135XDTC, M4900(DT)(DTC), M5040DT(DTC), M5040F(FC), M5040HD(HDC), M5640SU(SUD), M5700(HDC), M6040DT(DTC)(F)(FC), M6040HD(HDNB), M6800(DT)(HD)(HDC), M6800S(SC)(SDT)(SDTC), M7040DT(DTC), M7040F(FC), M7040HD(HDNB)(SU), M8200DTN(HDC)(DTN)(SDTNC), M8540DTC(FC), M8540HD(HDNB), M9000C(DT)(DTC)(DTC), M9000DTL(DTM)(DTMC)(HDC), M9540DT(DTC), M9540F(FC)(HD)	Hydraulic Coupler, Rigid Can be mounted directly to a valve or rigid tubing, 1/2" body size, 7/8" 14-UNF-2B thread, 3000 PSI rating	AM3A111-82011	\$125.00	
M5040, M6040, M7040, M8540, M9540	Auxiliary Control Lever Cable	AM3C085-82970	\$82.70	

Transmission Components

Application	Description	Part Number	Retail Price	Core
 L175, L1500	Mainshaft 24, 17, 22 & 13 Tooth 10 Spline, 15" Long 4-Speed Transmissions	AM34150-21510	\$225.00	
L4600DT, L4600F, L4701DT, L4701F	Mainshaft Replaces TC432-22102	AMTC432-22103	\$430.30	
L2900, L3010, L3300, L3410, L3600, L3710, L4200, L4300, L4310, L4400, L4610, MX5000	Mainshaft Gear 27 Tooth	AMTA040-22110	\$71.80	
 L175, L1500	Reverse Gear, 28T Replaces 34150-23130, 34150-23133	AM34159-23100	\$97.00	
 L225, L2000	Reverse Gear, 28T Replaces 34200-23134	AM34209-23100	\$101.50	
 L285, L2600	Reverse Gear, 20T Replaces 34260-23132, 34260-23133	AM34260-23130	\$84.00	
L185, L225, L295, L305, L345, L2050, L2201, L2350, L2500, L2600, L3000	Reverse Fork, 2 Gear Replaces 35305-23530, 37150-23530, 37150-23534	AM35305-23532	NLA	

Kubota®—Tractor

Application	Description	Part Number	Retail Price	Core
 L225, L2000	Reverse Fork, 2 Gear Replaces 34200-23532	AM34200-23530	\$104.50	
 L2202, L2402	Reverse Fork, 2 Gear	AM38240-23535	\$62.50	
L4300, L4400, MX4700, MX4800, MX5000, MX5100, MX5200	Countershaft Gear 34 Tooth Replaces TC030-22230, TC030-22233	AMTC030-22232	\$100.20	
M5040, M5140, M6040, M7040, M8540, M9540	Main Gear Shift Cable	AM3C081-29770	\$55.70	
M8540, M9540	Parking Brake Cable	AM3C081-29814	\$58.70	
M4800SU, M4900, M4900SU, M5040, M5140, M5640, M5660, M5700, M6040, M6060, M6800, M7040, M7060, M8200, M8540, M9540	Transmission Dipstick	AM3A211-21510	\$13.20	

PTO Shafts

Application	Description	Part Number	Retail Price	Core
L235, L275, L2002, L2202, L2250F, L2402, L2550DT, L2550F, L2250ST	PTO Shaft 24 Spline, 14 1/4" Replaces 38240-25310	AM38240-25313	\$217.00	
L285, L2600	PTO Shaft 24 Spline, 25 13/16" Replaces 34260-25314, 34260-25315	AM34260-25310	\$289.50	
L3301DT, L3301F	PTO Shaft	AMTC422-25314	\$205.30	
M4D-061, M4D-071, M5660, M6060, M7060	PTO Drive Shaft	AM3A484-79133	\$335.60	
M5660, M6800, M7040	PTO Drive Shaft 12 Tooth	AM3A111-79130	\$195.00	

PTO Adapters

Application	Description	Part Number	Retail Price	Core
Tractors up to 70HP	PTO Adapter Small 540 to 1000 Spline, 4 1/8" Overall Length Changes PTO from 1 3/8" x 6 spline to 1 3/8" x 21 spline and extends the PTO shaft 4 1/8"	AMX59112	\$40.00	
Tractors up to 70HP	PTO Adapter Small 1000 to 540 Spline, 6 3/8" Overall Length Reduces PTO from 1 3/8" x 21 spline to 1 3/8" x 6 spline and extends the PTO shaft 4 1/8"	AMX59108	\$40.00	
Tractors up to 100HP	PTO Adapter Large 1000 to 540 Spline, 7 1/2" Overall Length Reduces PTO from 1 3/4" x 20 spline to 1 3/8" x 6 spline and extends the PTO shaft 4 5/8"	AMX59109	\$71.00	
Tractors up to 100HP	PTO Adapter Large 1000 to Small 1000 Spline, 7" Overall Length Changes PTO from 1 3/4" x 20 Spline to 1 3/8" x 21 Spline and extends the PTO shaft 4 5/8"	AMX59110	\$71.00	

Kubota®—Tractor

Rear Axles Components

Application	Description	Part Number	Retail Price	Core
L2050, L2350, L2500, L2501, L2600, L2800, L3000, L3200, L3400, L3700, L3800	Rear Axle Gear 53 Tooth	AM31331-26832	\$187.50	
L4600DT, L4600F, L4600H, L4701DT, L4701F, L4701H	Rear Axle Gear 60 Tooth	AMTC432-26830	\$573.30	
M4D-061, M4D-071, M59, M62, M5040, M5140, M5660, M6040, M6060, M7040, M7060, M8540	Rear Axle Differential Gear Shaft	AM3C011-43410	\$61.10	
M4800SU, M4900, M4900SU, M5640, M5660, M5700, M6800, M7040, M8200	Rear Axle Differential Planetary Gear 65 Tooth	AM3A111-48320	\$158.10	
M4800SU, M4900, M4900SU, M5640, M5660, M5700, M6800, M7040, M8200	Brake Shaft, Right Hand 13 Tooth Replaces 3A211-48460	AM3A111-48460	\$183.40	
	Brake Shaft, Left Hand 13 Tooth Replaces 3A111-48470	AM3A211-48470	\$203.80	



Power Steering Cylinders and Components

Application	Description	Part Number	Retail Price	Core
M4030, M4950-S, M5030, M5950-S, M6030, M6800, M6950-S, M7030, M7030SU, M8030, M8200	Power Steering Cylinder End 7" Long, 1.08" OD M20x1.50" Right Hand Thread	AM35533-62920	\$66.00	
M4700, M4800SU, M4900, M4900SU, M5400, M5700, M6800	Power Steering Cylinder End 3.39" Long Right Hand, M20x1.50" Thread	AM3A011-62922	\$48.00	
M4700, M5400	Power Steering Cylinder End 3.156" Long Right Hand, M20x1.50" Thread	AM3A012-62920	\$29.00	

Steering Gearbox Assembly

Application	Description	Part Number	Retail Price	Core
L175, L185, L245	Steering Gearbox Assembly Replaces 35240-16100, 34159-16091	AMH3520-99100	\$516.50	




Steering Shafts



Application	Description	Part Number	Retail Price	Core
L1500DT, L1501, L175, L185DT, L185F, L225DT, L245DT, L245F, L1801, L2000, L2201DT, L2250DT	Steering Shaft Assembly 4WD, Keyway 23 5/8" Overall Length 1 13/16" x 1 1/2" Ball Nut Replaces 34150-16201, 794130-15500, 794130-15101	AM34150-16200	\$147.00	
L285, L2600	Steering Shaft Assembly 23 3/4" Overall Length 2" x 1 9/16" Ball Nut Replaces 34260-16201	AM34260-16200	\$140.00	
B4200, B5100, B6000, B6100, B7100D	Steering Shaft 18 5/8" Overall Length Replaces 66811-41200, H6680-91200, H6680-91202	AMH6680-41202	\$160.00	

Kubota®—Tractor

Steering Components

	Application	Description	Part Number	Retail Price	Core
	L150, L175, L185DT, L185F, L225, L225DT, L245DT, L245F, L245H, L2000, L2202	Steering Bearing Replaces 34150-16221	AM34150-16220	\$17.50	
	B8200DP, B8200EP, L2500DT, L2500F, L2600F	Steering Sector Shaft 15/16" to 1" Taper, 5 Tooth, 36 Spline	AM38180-16120	\$158.50	
	L210, L260P, L285, L285P, L285WP, L295DT, L295F, L345, L345DT, L2600	Steering Bearing	AM32200-16221	\$15.00	
	M5040, M5140, M6040, M7040, M7060, M8540, M9540	Steering Joint Assembly	AM3C081-63360	\$106.30	

Steering Wheels and Caps

Application	Description	Part Number	Retail Price	Core
B2400, B5100, B6000, B6100, B7100, B8200, L185, L235, L245, L275, L305, L345, L355, L2050	Steering Wheel 15 3/4" Diameter, 18 Spline Hub For 3 1/2" Steering Shaft Replaces 66611-41400, SBA334300050, SBA334310110	AM32400-16800	\$64.00	

Lift Link Assemblies and Components

Application	Description	Part Number	Retail Price	Core
M5-091HD, M5-091HD-1, M5-091HD12, M5-091HD12-1, M5-091HDC, M5-091HDC-1, M5-091HDC12, M5-091HDC12-1, M5-091HF, M5-091HF-1, M5-091HFC, M5-091HFC-1, M5-111HD, M5-111HD12, M5-111HDC, M5-111HDC12, M5-111HDC24, M5-111HF, M5-111HFC, M5L-111, M8560HD, M8560HD12, M8560HDC, M8560HDC12, M8560HF, M8560HFC, M9540HDC-LTD, M9540HDC24-1, M9960HD, M9960HD12, M9960HDC, M9960HDC12, M9960HDL, M9960HDLSN, M9960HF, M9960HFC, (M8540DT, M8540DT-1, M8540DTC, M8540DTC-1 ASN 053334), (M8540F, M8540F-1, M8540FC, M8540FC-1 ASN 10405), (M8540HD, M8540HD-1, M8540HD12, M8540HD12-1, M8540HDC, M8540HDC-1, M8540HDC12, M8540HDC12-1 ASN 53335), (M9540F, M9540F-1, M9540FC, M9540FC-1, M9540HFL, M9540HFL-1, M9540HFL-1S ASN 10613), (M9540DT, M9540DT-1, M9540DTC, M9540DTC-1, M9540HD, M9540HD-1, M9540HD12, M9540HD12-1, M9540HDC, M9540HDC-1, M9540HDC12, M9540HDC12-1, M9540HDL, M9540HDL-1, M9540HDL-1S ASN 57792)	Lift Link Assembly, Left Hand	AM3C081-91450	\$175.00	
M5040, M5140, M6040, M6060, M7040, M7060	Lift Link Assembly, Right Hand	AM3C001-91232	\$244.10	
	Lift Link Assembly, Left Hand	AM3C001-91452	\$211.90	
M8540 ASN 053334, M9540	Leveling Box Assembly, Right Hand	AM3C08191230	\$94.00	
L4600, L4701	Lift Link, Left Hand	AMTC432-71540	\$127.30	









Top Link Assemblies

Application	Description	Part Number	Retail Price	Core
M5-091, M5-111, M5L-111, M8540, M8560, M9540, M9960	Toplink Assembly Replaces 3C081-91700	AM3C081-91702	\$264.60	
M5040, M6040, M6060, M7040, M7060, M8540	Toplink Assembly	AM3C001-91700	\$272.30	







Prices subject to change without prior notice, and products with NLA in the price column are no longer available. The use of original equipment manufacturer (OEM) part numbers or trademarks, e.g. Case® and John Deere®, are for reference purposes only and for indicating product use and compatibility. Our company and the listed replacement parts contained herein are not sponsored, approved or manufactured by the OEM. All parts are New unless designated Reman in the description.

Kubota®—Tractor









Lighting

	Application	Description	Part Number	Retail Price	Core
	Universal Equipment	LED Floodlight All-Position Light 4.25" x 4.25" Square Light 2650 Lumens, 48 Watts, 4 Amps For 12 Volt to 24 Volt Systems Includes Mounting Bracket and Stainless Steel Hardware	AMTL105F	\$85.50	
	Universal Equipment	LED Floodlight All-Position Light 6.25" x 1.75" Rectangle Light 1300 Lumens, 18 Watts, 1.50 Amps For 12 Volt to 24 Volt Systems Includes Mounting Bracket and Stainless Steel Hardware	AMTL118F	\$57.00	
	Universal Equipment	LED Floodlight All-Position Light 5" Round Light 3200 Lumens, 40 Watts, 3.30 Amps For 12 Volt to 24 Volt Systems Includes Mounting Bracket and Stainless Steel Hardware	AMTL180	\$102.00	
	Universal Equipment	LED Floodlight All-Position Light Round Light 6900 Lumens, 50 Watts, 4.10 Amps For 9 Volt to 32 Volt Systems Includes Mounting Bracket and Stainless Steel Hardware	AMTL500F	\$135.00	
		LED Floodlight All-Position Light 4.30" Round Light 5040 Lumens, 50 Watts, 4.10 Amps For 12 Volt to 24 Volt Systems Includes Stainless Steel Adjustable Mounting Bracket	AMAT305931	\$121.50	
	Universal Equipment	LED Floodlight All-Position Light 4.25" Round Light 2650 Lumens, 42 Watts, 3.50 Amps For 12 Volt to 24 Volt Systems Includes Mounting Bracket and Stainless Steel Hardware	AMTL115F	\$66.00	
	Universal Equipment	LED Wide Floodlight All-Position Light 5" x 7" Rectangle Light 3800 Lumens, 35 Watts For 12 Volt to 24 Volt Systems	AMX34171	\$121.50	
	Universal Equipment	LED Floodlight, Sealed Beam Fender Mount 4.50" Diameter Round Light 1250 Lumens, 18 Watts, 1.50 Amps Trapezoid Pattern For 12 Volt to 24 Volt Systems	AMTL3010	\$50.00	
		LED Floodlight Fender Mount 4.50" Diameter Sealed Beam Round Light 1250 Lumens, 18 Watts, 1.20 Amps Trapezoid Pattern For 12 Volt to 24 Volt Systems Lasts 50 times longer than halogen lighting, vibration resistant w/ no filament failures, uses original mount and wiring, Operating temperature of -40°F to 140°F / -40°C to 60°C	AMRE336111	\$45.00	
	Universal Equipment	LED Floodlight Fender Mount 4.50" Diameter Sealed Beam Round Light 1440 Lumens, 18 Watts, 1.60 Amps Lasts 50 times longer than halogen lighting, vibration resistant w/ no filament failures, 2-terminal connection, Operating temperature of -40°F to 140°F / -40°C to 60°C	AMRE336112	\$68.00	




Kubota®—Tractor

	Application	Description	Part Number	Retail Price	Core
	Universal Equipment	LED Floodlight Cab and Fender Mount 3.50" x 6" Rectangle Light 3600 Lumens, 40 Watts, 3 Amps	AMX34146	\$65.00	
	Universal Equipment	LED Spotlight All-Position Light 4.25" x 4.25" Square Light 1400 Lumens, 27 Watts, 2.20 Amps For 12 Volt to 24 Volt Systems	AMTL100S	\$50.00	
	Universal Equipment	LED Spotlight All-Position Light 6.25" x 1.75" Rectangle Light 1300 Lumens, 18 Watts, 1.50 Amps For 12 Volt to 24 Volt Systems Includes Mounting Bracket and Stainless Steel Hardware	AMTL118S	\$57.00	
	Universal Equipment	LED Spotlight All-Position Light Round Light 6900 Lumens, 50 Watts, 4.10 Amps For 9 Volt to 32 Volt Systems Includes Mounting Bracket and Stainless Steel Hardware	AMTL500S	\$135.00	
	Universal Equipment	LED Trapezoid Light Cab and Fender Mount 4.50" Diameter Round Light 2800 Lumens, 40 Watts, 3.30 Amps Trapezoid Pattern For 12 Volt to 24 Volt Systems Bottom Mount w/ Built-In Heat Sink Includes Mounting Bracket, Long and Short Rubber Bezels and Stainless Steel Hardware	AMTL2080	\$108.00	
		LED Trapezoid Light Cab and Rear Fender Mount 4.50" Diameter Round Light 2800 Lumens, 40 Watts, 3.30 Amps Trapezoid Pattern For 12 Volt to 24 Volt Systems Bottom Mount w/ Built-In Heat Sink Includes Mounting Bracket, Long and Short Rubber Bezels and Stainless Steel Hardware	AMX33121	\$97.20	
	Universal Equipment	LED Warning Light Cab, Header or Swather Mount Can be used for Turn Signal, Brake or Running Lights 4.125" Diameter Round Light Double Sided, Amber Lenses 25 Bulbs per Side For 12 Volt to 24 Volt Systems	AMTLFL2	\$67.00	
		LED Warning Light Cab, Header or Swather Mount Can be used for Turn Signal, Brake or Running Lights 4.125" Diameter Round Light Double Sided, Amber Lenses 25 Bulbs per Side For 12 Volt to 24 Volt Systems	AMX1910149	\$60.30	

Kubota®—Tractor

Application	Description	Part Number	Retail Price	Core
	Universal Equipment LED Warning Light Cab, Header or Swather Mount Can be used for Turn Signal, Brake or Running Lights 4.125" Diameter Round Light Double Sided, Red and Amber Lenses 25 Bulbs per Side For 12 Volt to 24 Volt Systems	AMTLFL3	\$76.00	
	LED Warning Light Cab, Header or Swather Mount Can be used for Turn Signal, Brake or Running Lights 4.125" Diameter Round Light Double Sided, Red and Amber Lenses 25 Bulbs per Side For 12 Volt to 24 Volt Systems	AMX33126	\$60.30	
	Universal Equipment LED Magnetic Warning Light All-Position Light 360° Flashing Light, Multiple Patterns 9.50" x 6.75" Rectangle Light Magnetic Base or Solid Mount For 12 Volt to 24 Volt Systems Includes Cigarette Lighter Adapter, Wiring and Switch	AMTL1100	\$192.00	
	Universal Equipment LED Magnetic Warning Light All-Position Light 360° Flashing Light, Multiple Patterns 14" x 6.75" Rectangle Light Magnetic Base or Solid Mount For 12 Volt to 24 Volt Systems Includes Cigarette Lighter Adapter, Wiring and Switch	AMTL1200	\$215.00	
Universal Equipment	Warning Beacon 360° Flashing Beacon, Amber Lens For 0.9435" Diameter Pipe Replaces 84337818, AZ44705, AZ101891	AM82018390	\$64.70	
	Universal Equipment LED Warning Beacon 360° Flashing Beacon 2.75" x 5.25" Light Polycarbonate Amber Lens and Housing For 12 Volt to 24 Volt Systems Includes Solid Mounting Pad and Stainless Steel Hardware	AMTL2100	\$34.00	
	Universal Equipment LED Warning Beacon 360° Flashing Beacon, 3 Different Patterns 5" x 10" Light Amber Lens, 48 Watts, 4 Amps For 12 Volt to 24 Volt Systems Brackets Sold Separately	AMX33131	\$85.00	
	Universal Equipment Warning Beacon Bracket	AMX33132	\$17.00	
	Universal Equipment Warning Beacon Bracket	AMX33133	\$17.00	
	Universal Equipment Warning Beacon Bracket	AMX33137	\$17.00	

Kubota®—Tractor






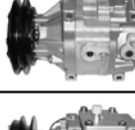





Application	Description	Part Number	Retail Price	Core
	Universal Equipment	Warning Beacon Bracket	AMX33135	\$17.00
	Universal Equipment	LED Light Bar 4" Long, 1260 Lumens, Cree Bulbs	AMLED4	\$45.00
		LED Light Bar Flood/Spotlight Combo 10" Long, 5700 Lumens, 50 Watts, 4.20 Amps For 12 Volt to 24 Volt Systems Includes Mounting Bracket and Stainless Steel Hardware	AMTL10SRC	\$145.00
		LED Light Bar Floodlight/Spotlight Combo 14" Long, 5400 Lumens, 72 Watts, 6 Amps Die Cast Aluminum Housing, Polycarbonate Lens For 12 Volt to 24 Volt Systems Includes Mounting Bracket and Heavy Duty Stainless Steel Hardware	AMTLB410C	\$169.00
		LED Light Bar Floodlight/Spotlight Combo 30" Long, 13600 Lumens, 150 Watts, 12.50 Amps For 12 Volt to 24 Volt Systems Includes Mounting Bracket and Stainless Steel Hardware	AMTL30SRC	\$259.00
		LED Light Bar 30" Long, 13860 Lumens, Cree Bulbs	AMLED30	\$130.00
		LED Light Bar Floodlight/Spotlight Combo 40" Long, 17300 Lumens, 200 Watts, 16.70 Amps For 12 Volt to 24 Volt Systems Includes Mounting Brackets and Stainless Steel Hardware	AMTL40SRC	\$337.00
		LED Light Bar 40" Long, 18200 Lumens, Cree Bulbs	AMLED40	\$160.00
		LED Light Bar Floodlight/Spotlight Combo 42" Long, 14500 Lumens, 240 Watts, 19 Amps For 12 Volt to 24 Volt Systems Includes Mounting Bracket and Stainless Steel Hardware Replaces 1163691	AMTLB440C	\$328.00
		LED Light Bar, Curved 50" Long, 21500 Lumens, Cree Bulbs	AMLED50C	\$194.00
	Universal Equipment	LED Magnetic Work Light All-Position Light 3.25" Square Floodlight 900 Lumens Magnetic Base Includes Lithium Ion Battery, Cigarette Lighter and DC Charger	AMTL2460	\$89.00

Glass














Application	Description	Part Number	Retail Price	Core
(M95SDT, M105SDT - w/ Cab), 2WD: (M105S, M4900, M5700, M6800S, M8200, M9000 - w/ Cab), 4WD: (M105SDT, M5700DT, M6800SDT, M95SDT - Dual Traction w/ Cab), (M4900DT, M8200DT, M9000DT, M9000DTMC Muddler - w/ Cab), (M5700HDC, M6800HDC, M8200HDC, M9000HDC - Hydraulic Shuttle Tractors w/ Cab)	Lower Front Glass, Left Hand	AM3G710-70560	\$75.00	

Kubota®—Tractor

Air Conditioning Parts and Components















Application	Description	Part Number	Retail Price
 <p>M6950, M7950, M8950</p>	Compressor Conversion Kit Denso Style to Selttec Style Includes Compressor, Mounting Bracket, Service Valves, O-Rings, Belt and Mounting Hardware, Replaces Upright Style Denso Compressor See Manufacturer for Oil Type and Quantity	AMX10247	\$525.00
	Premium Synthetic Ester Oil, 100V, 12 oz	AMX10273	\$12.00
 <p>B3030, L3240, L3430, L3540, L3940, L4240, L4330, L4630, L4740, L5030, L5240, L5740, M95S, M105S, M105X, M110, M120, M125X, M4900, M5700, M6800, M8200, M9000</p>	Compressor, Denso SCSA06C Style 12 Volt, w/ Single Groove Clutch, 4.80" Clutch Diameter, Direct Mount Requires Synthetic Ester Oil 100V, 2.50 oz (74 cc) Replaces 6A671-97110, 6A671-97114	AMX10235	\$500.00
	Premium Synthetic Ester Oil, 100V, 12 oz	AMX10273	\$12.00
 <p>L3600, L3710, L3940, L4200, L4240, L4310, L4610, L4630, L4740, L5740, M900, M4900, M6800, M9000 BSN 10913</p>	Compressor, Denso 10PO8E Style 12 Volt, w/ Single Groove Clutch, 4.80" (122 mm) Clutch Diameter, 0.50" Belt Width, 3-Ear Mount, Must use Original Manifold Requires Pag Oil ND8, 4.50 oz (133 cc)	AMT0070-87290	\$791.00
	Denso ND8 Pag Oil, 46V, 8.50 oz	AMX10272	\$31.00
 <p>M4N-071HDC12, M6-131DTC, M6-141DTC, M6-141DTSC, M7-131P, M7-131P KVT, M7-131PB, M7-151P, M7-151P KVT, M7-151PB, M7-151PB KVT, M7-151S, M7-171P, M7-171P KVT, M7-171PB, M7-171PB KVT, M7-171S, M126GXDTC, M126XDTC, M126XDTPC, M135GXDTC, M135GXDTC, M135XDTC, M135XDTC</p>	Reman Compressor, SV07E 12 Volt w/ 6-Groove Clutch for Serpentine Belt, Coil Mounted at 10 o'clock Position 4.25" (112.80 mm) Clutch Diameter Requires Pag Oil ND8, 46V Replaces 3P999-00620, 447280-3080	AM447280-3050	\$625.00
 <p>M108S, M5040, M6040, M7040, M8540 Ref# 3C581-50060</p>	Compressor, Denso SVO7E Style 12 Volt, w/ Single Groove Clutch, 4.37" (111 mm) Clutch Diameter Distance from Top Ear to Center of Groove: 2.48" (63 mm) Coil Mounted at 10 o'clock Position, ND-Oil 8	AM3C581-97590	\$780.00
 <p>M110 ASN 50386, M120 BSN 50839, M900, M4900, M6800 BSN 65762, M9000 SN 10914-11322</p>	Compressor, Nippondenso SCS06 Style 12 Volt, w/ Single Groove Clutch, 4.80" (122 mm) Clutch Diameter, 0.50" Belt Width, Direct Mount, 3 oz Oil QTY ND-Oil 8	AMT1065-72213	\$571.00
 <p>M110 BSN 50386, M120, M7580, M8580, M9580</p>	Compressor, Denso 10PA15C Style 12 Volt, w/ Single Groove Clutch, Must use Original Manifold Distance Between Mounting Holes: Top=3.58" (91.08 mm); Bottom=3.08" (78.47 mm) Requires Pag Oil ND8, See Manufacturer for Oil Quantity	AM33770-50050	\$486.00
	Denso ND8 Pag Oil, 46V, 8.50 oz	AMX10272	\$31.00
 <p>B3030, M120 ASN 50840, M4900, M5040, M5700 ASN 11018, M6040 BSN 52299, M6800, M9000 ASN 11431, RTV1100</p>	Compressor Clutch SCSA06C Clutch, 4.80" Coil w/ 1/2" Single Groove, Splined-Type Shaft	AM6A671-97310	\$173.00
 <p>M108S, M5040, M6040, M7040, M8540</p>	Reman Compressor Clutch SV07E Clutch w/ 12 Volt Coil, Single Groove For Aftermarket AM3C581-97590 Compressor	AM3C581-96110	\$204.00
 <p>M120 BSN 50839, M5700 SN 10658-11017, M9000 SN 10914-11322</p>	Compressor Clutch SCS06 Clutch, 4.80" 12 Volt Coil w/ 1/2" Single Groove, Splined-Type Shaft Complete w/ Coil, Hub and Pulley	AMT1065-87310	NLA
 <p>M9000 BSN 10913</p>	Compressor Clutch 10POE Clutch, 4.78" 12 Volt Coil w/ 1/2" Single Groove, Key-Type Hub Complete w/ Coil, Hub and Pulley	AMT0070-87310	\$165.00

Kubota®—Tractor





	Application	Description	Part Number	Retail Price
	M9000 SN 10913-11430	Nippondenso Compressor Clutch 4.80" Coil w/ 1/2" Single Groove	AM6A671-97210	\$255.00
	Universal Equipment	High Pressure Switch Normally Open, Opens at 305 PSI, Closes at 395 PSI, 7/16"x20 Thread	AMX10276	\$36.00
	Universal Equipment	Low Pressure Switch Normally Open, Opens at 6 PSI, Closes at 45 PSI, Standard 7/16"x20 Thread	AMX10277	\$56.00
	Universal Equipment	Low Pressure Switch Normally Open, Opens at 35 PSI, Closes at 46 PSI, Standard 7/16"x20 Thread	AMX10278	\$42.50
	B3030, L3240, L5740, M108S BSN 70282, M120 ASN 70657, M125X, M135X, M4900, M5700 ASN 10953, M6800, RTV1100 BSN 14540	Low Pressure Switch, Normally Open Opens at 29 PSI, Closes at 35 PSI, 11 mm Metric Thread, M11x100 Thread - Male	AM3A761-96290	\$33.00
	M108S ASN 70283, M120 BSN 70656, M5700 BSN 10952, M7580, RTV ASN 14541	Low Pressure Switch, Normally Open Opens at 30 PSI, Closes at 34 PSI, 11 mm Metric Thread, M11x100 Thread - Male	AM33770-96290	\$38.00
	B3030, L4630	Receiver Drier Metric Threads	AMT2055-72230	\$31.00
	B3030, KX121, KX121-3, KX161-3, L3240, L3430, L3600, L3710, L4200, L4310, L4330, L4610, L4630, L5030, L5240, L5740, M95S, M105S, M108S, M108X, M110, M120, M4900, M4900C, M5040, M5700, M6040, M6800, M7040, M7580, M8200, M8540, M8580, M9000, M9540, M9580, RTV1100 Replaces T0070-79270	Komatsu Receiver Drier XH9 Desiccant	AMX10239	\$41.00
	M5950, M6950, M7950	Receiver Drier 2.64" x 9" Male O-Ring w/ Female Switch Port, Inlet - 14 mm, Outlet - 14 mm, Metric, R134a Compatible	AM70000-67458	\$31.00
	B3030, L3430, L3710, L4310, L4330, L4610, L4630, L4900C, L5030, M4900, M5700, M6800, M8200, M9000	Expansion Valve Internally Equalized w/ Capillary Tube, Metric	AMT1065-72170	\$23.00
	L3600, L4200	Expansion Valve	AMT0070-94120	\$38.00
	M120, M125X, M135X, M5700, M9580	Expansion Valve Internally Equalized, Metric	AM33770-96120	\$39.00
	M108S, M105S, M4900, M5040, M6040, M6800, M7040, M8540, M9000, RTV1100	Expansion Valve Block Type	AM3A851-72170	\$36.00

Prices subject to change without prior notice, and products with NLA in the price column are no longer available. The use of original equipment manufacturer (OEM) part numbers or trademarks, e.g. Case® and John Deere®, are for reference purposes only and for indicating product use and compatibility. Our company and the listed replacement parts contained herein are not sponsored, approved or manufactured by the OEM. All parts are New unless designated Reman in the description.

Kubota®—Tractor

Application	Description	Part Number	Retail Price
 M5950, M6950	Expansion Valve Internally Equalized w/ 13.50" Capillary Tube, Metric	AM70000-67459	\$32.00
 B3030, L3240, M5700 BSN 11017, M6800 BSN 65762, M90000 ASN 10914	Blower Motor CW Rotation, 12 Volt, 2-Wire (Spade), Single 1/4" Shaft, Single Speed, 5 3/4" x 6 3/4" Overall Dimensions	AM3G910-72150	\$810.00
 290, 530, L3430, L3600, L4200	Blower Motor	AMT0070-94130	\$580.00
 L3430, L3710 ASN 71651, L4310 ASN 71290, L4610 ASN 71389, L5030	Blower Motor CW Rotation, 12 Volt, 2-Wire, Single 1/4" Shaft, Single Speed, 5 1/4" x 2 3/8" Overall Dimensions	AMT1065-72150	\$890.00
 L3710 BSN 71651, L4310 BSN 71289, L4610 BSN 72388	Blower Motor CW Rotation, 12 Volt, 2-Wire, Single 1/4" Shaft, Single Speed, 5" x 6 3/4" Overall Dimensions	AMT0270-72150	\$725.00
 M108S, M5700 ASN 11018, RTV1100, M6800 ASN 65763, M9000 ASN 11323	Blower Motor CCW Rotation, 12 Volt, 2-Wire, 5/16" Shaft Size, 2 15/16" Motor Diameter, 2 3/4" Wheel Length, 6 1/2" Wheel Diameter, 5 1/2" Overall Length	AM3A851-72150	\$163.00
 M110, M120	Blower Motor w/ Wheel CW Rotation, 12 Volt	AM3F760-57020	\$495.00
 M110, M120	Blower Motor w/ Wheel CCW Rotation, 12 Volt	AM3F760-57030	\$495.00
 M4900, M9000 BSN 10913	Blower Motor	AM3G710-72150	\$800.00
 M5950, M6950, M7580	Blower Motor CW Rotation, 12 Volt, 2-Wire, Single Speed, 5/16" Shaft	AM70000-73355	\$305.00
 B3030, B5030, L4630, L5030	Condenser Core: 11 5/8" x 14" x 5/8" 13 Fins per Inch	AMT2055-72220	\$128.00
 M108S, M5700 ASN 10658, M6800 ASN 65763, M8200, M9000	Condenser Core: 14 1/4" x 13 1/2" x 7/8" 13 Fins per inch	AM3A851-50040	\$393.00
 M110, M120, M7580 ASN 60313, M8580, M9580	Condenser Core: 17 1/2" x 12 1/4" x 1 3/4" 12 Fins per inch	AM33770-50042	\$610.00
 M5040, M6040, M7040, M8540, M9540	Condenser Core: 16" x 13 1/2" x 7/8" 13 Fins per inch	AM3C581-50040	\$450.00

Kubota®—Tractor

Application	Description	Part Number	Retail Price
 M5950, M6950, M7950, M8950, M8580	Condenser Core: 15 3/4" x 12 1/4" x 1 5/8" 10 Fins per inch Replaces 36919-50040	AM36919-50044	\$365.00
 L3600, L4200	Evaporator	AMT0070-94110	\$410.00
 L3710, L4310, L4610, L5030, M1055, M4900, M5700 BSN 10657, M6800 BSN 65762, M9000 BSN 58436	Evaporator Overall: 18" x 7 1/2" x 3 1/8" Core: 14" x 3 1/8" x 4 1/16"	AMT0270-87340	\$481.00
 M105, M105S, M108S, M4900, M5700 ASN 10658, M6800 ASN 65763, M9000 ASN 58437, RTV1100	Evaporator Core: 7 3/8" x 2 1/4" x 8 3/4"	AM3A851-72100	\$165.00

Rockshaft Components

Application	Description	Part Number	Retail Price	Core
M4D-061, M4N-071, M5N-091, M5N-111, M5040, M5140, M5640, M5660, M6040, M6060, M7040, M7060, M8540	Rockshaft Bushing	AM3C001-82410	\$19.00	
M5-091, M5-111, M5L-111, M5640, M5660, M7040, M8540, M8560, M9540, M9960	Rockshaft Bushing	AM3G705-82410	\$18.20	

Abilene Machine LLC

Family-Owned Since 1980



As one of the largest and most innovative ag replacement parts companies, getting you the parts you need is a responsibility we take seriously. We stock more than 40,000 new, used and remanufactured parts at 4 locations nationwide.

Rims are Available

**For Kubota®
Tractors**



Single Rims



Dual Rims

Air Conditioning Parts and Components



**Blower Motors • Compressors • Condensers
Evaporators • Expansion Valves • Receiver Driers**

LEDs Light Up Your World

LEDs are extremely energy efficient & more durable than traditional incandescent light bulbs. Other benefits include a much longer lifespan, reduced maintenance costs and higher safety.



**LED kits and single replacement lights available for tractors, combines,
harvesters, balers, loaders, skid steers, telehandlers and more.**

Notes



Ag Replacement Parts

Honest. Personal. Service.



Grammer® Seats

You spend a lot of time in your cab, and having high-quality seating is about more than being comfortable. It's about protecting your back and keeping you going. Whether you need to make a repair or want a plug-and-play replacement, we can help with our extensive inventory of Grammer® seats.

Grammer® seats are the gold standard for cab seats. These extremely durable seats are plug-and-play, so you can easily install them and get back in the field. We offer models with mechanical and air ride suspensions, so you can find a seat that fits you (and your farm equipment) perfectly.

We also offer buddy seats, assemblies and individual components including cushions, suspensions and

additional replacement parts. We have you covered for many makes and models, including John Deere®, Case IH®, International®, New Holland®, Bobcat® and more.

For more than 40 years, Abilene Machine has been helping distributors, dealers and repair shops like yours succeed by providing top-rated parts at great prices — all with exceptional service. See how our family-owned company can help your business grow.

Abilene, Kansas
Bishopville, South Carolina
Sioux Falls, South Dakota
Billings, Montana

785-670-6741
AbileneMachine.com

All parts are new unless designated remanufactured in the description. Products listed are replacement parts only — not original equipment manufacturers. OEM names and brands are used for identification purposes only.



Abilene Machine LLC
P.O. Box 129
Abilene, KS 67410
(785) 670-6741

Honest. Personal. Service.



Abilene Machine LLC
(785) 670-6741



AbileneMachine.com

©2024 Abilene Machine LLC. Abilene Machine® is a registered trademark of Abilene Machine LLC.



Follow Abilene Machine
on Facebook

January 2024