



AbileneMachine®
Ag Replacement Parts

PLANTER, DRILL & TILLAGE PARTS



AbileneMachine.com



My Shed Feature on AbileneMachine.com

**Narrow down your parts search
specifically to your equipment**

Select the make, equipment and model of your machine in the dropdown menus located at the top of the home page. Click the "Go" button.

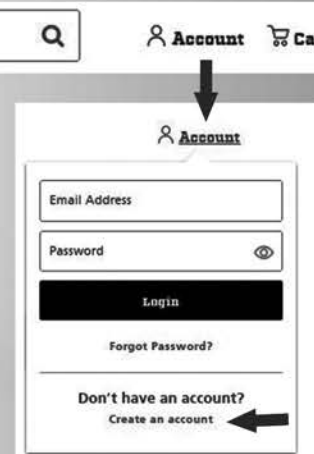
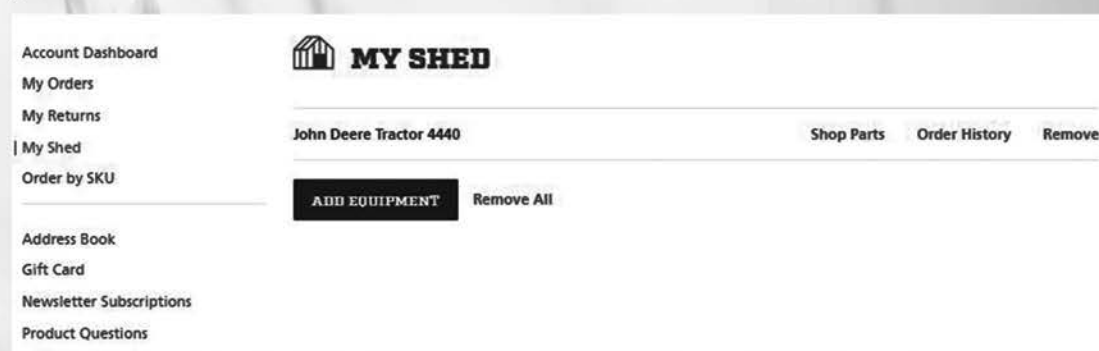
With your equipment selected, enter the product you are searching for (or part number if you have it). Suggested results will be displayed, or press enter to go to a list of all product results for your machine.

With the My Shed feature, your equipment selections can now be saved to your account to make future searching convenient and easy!

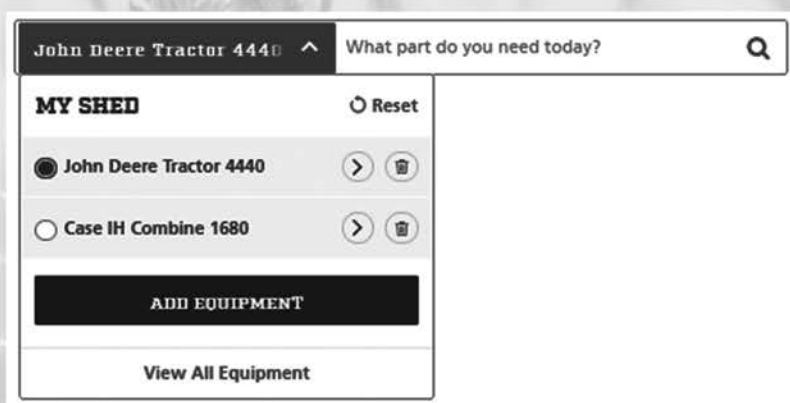
Once you create an account to access "My Shed," your equipment can be saved and you can also view past order history. This makes yearly maintenance easier and faster when it comes to getting the parts you need.

To create an account, select the Account icon to the right of the search bar and select "Create an account."

Follow the next screen to enter your information and create the account. If you made an equipment selection in the parts search, it will automatically be added to "My Shed" and will also be viewable on your Account Dashboard. Additional equipment can be added by clicking the "Add Equipment" button from either screen (prompts the dropdown menu at the top to open again) or by going directly to the parts search at the top of the page and making a new selection. When you hit "Go," this selection is automatically added to your shed.



Quickly switch between equipment in your Shed by clicking the dropdown menu at the top of the page and selecting between machines. The page will reload to that selection and is ready to search for the products you need.



Abilene Machine LLC

Abilene, Kansas
Bishopville, South Carolina
Sioux Falls, South Dakota
Billings, Montana

785-670-6741 | AbileneMachine.com

Planter & Grain Drill Parts

Table of Contents

Commodity Cart Parts	33	Planter and Grain Parts for New Holland®	29
Air System Parts—Air Tube Couplers and Components	44	Planter Parts for John Deere®	3
Air System Parts—Distributors, Plenums and Tubes	35	Closing Wheels and Components	7
Air System Parts—Manifold Components	39	Fertilizer Shoes.....	12
Conveyor Components.....	46	Gauge Wheels and Components	4
Ladders and Components	46	Hydraulic Components	12
Meter Housing and Components.....	33	Keeton® Seed Firmers	6
Tank and Hopper Components.....	47	Opener Discs and Assemblies.....	3
Grain Drill and Air Seeder Parts for John Deere®	14	Replacement Chains	12
Air System Parts.....	20	Row Unit Components.....	9
Gauge and Packer Wheels.....	17	Scrapers	4
Keeton® Seed Firmers	16	Seed Tubes and Components.....	6
Recappers	20	Planter Parts for Kinze® and White®	22
Row Unit Components.....	20	Closing Wheels and Components	25
Seed Boots and Components.....	15	Gauge Wheels and Components	23
Seeder Blades and Components.....	14	Keeton® Seed Firmers	24
Grain Drill Parts for Landoll®	29	Opener Discs and Assemblies.....	22
Grain Drill Parts for Sunflower®	29	Replacement Chains	26
Grain Drill Parts for Tye®	31	Row Unit Components.....	25
No-Till Coulter Blades.....	32	Scrapers	22
Planter and Grain Drill Parts for Case IH®	26	Seed Tubes and Components.....	24
Planter and Grain Drill Parts for Great Plains®	30	Sensors—Seed Flow and Population.....	32

Tillage Parts

Table of Contents

Bolts and Nuts	62	Miscellaneous Parts	61
#3 Plow Head Bolts	62	Chrome Points.....	61
Clipped Head Bolts.....	62	Crescent Hoes.....	61
Disc Gang Bolts and Parts	63	Fertilizer Knives.....	61
Elliptical Head Bolts.....	62	Furrow Shovels	61
Hex Head Nuts	63	Plow Parts	57
Special Head Bolts	62	Deep-Suck Shares	60
Chisel Plow Spikes & Sweeps, Shovels, Points and Blades.....	52	Plow Parts—For International® Super Chief.....	57
Chisel Plow/Wheatland Sweeps.....	52	Plow Parts—For John Deere®	58
Chisel Spikes.....	52	Two-Way Plow Parts.....	58
McKay Empire Penetrator Chisel Plow Sweeps.....	52	For Harrell Ag® and Long.....	58
Twisted Chisel Spikes.....	52	For John Deere®	59
Deep Tillage	64	Row Crop Sweeps, Points and Reversible Blades.....	51
Ripper Point.....	64	S-Tine Sweeps and Shanks	51
Disc Blades.....	55	Soil Saver Moldboards and Blades	53
Deep-Cone Disc Blades	56	Soil Saver Blades	53
Flat-Centered Disc Blades.....	55	Soil Saver Moldboards	53
Precision Double-Bevel Edge Disc Blades.....	55	Subsoiler Points.....	54
Field Cultivator Sweeps, Parts and Accessories	48	Booted Points	54
Conventional Field Cultivator Sweeps.....	48	Points—For Brillion™	54
Double Points, DP Series	49	Points—For Glencoe®	54
Double Points, WIF Series	49	Points—For John Deere®	54
Double Points, WIH Series	49	Vertical Tillage	50
Harrow Tines	49	Coulter Blades	50
Viper Sweeps	48		











Planter & Grain Drill Parts

Replacement Parts for JD 7200-7300 and 1700 Series Planters

Row Unit	Planter frame row unit used on:
MaxEmerge®2	1760 Early, 1780 Early, 7200, 7300
MaxEmerge®Plus	1700, 1710, 1720, 1730, 1750, 1760, 1761NT, 1770, 1770NT, 1780
Pro	1770NT, 1790
XP	1700, 1710, 1720, 1730, 1750, 1760, 1761NT, 1770, 1770NT, 1780
XP Pro	1770NT, 1790



Planter Parts for John Deere®

Opener Discs and Assemblies











	Application	Description	Part Number	Retail Price
	1700, 1710, 1720, 1730, 1750, 1760, 1760NT, 1770, 1770NT, 1780, 1790, 7000-7340 MaxEmerge™, DB55, DB58, DB60, DB66, DB80, DB90 Replaces AA37474	Seed Disc Opener Assembly, 15" x 3.50 mm w/ 5/8" ID hole	AMAA53860	\$32.50
		Seed Disc Opener Assembly, 15" x 3 mm	AMAA55927	NLA
	XP, XP Pro Series	Seed Disc Opener Assembly, 15" x 3.50 mm, HD	AMAA65248	\$36.00
	1770, 1790, 7000 Series	Disc Opener Bearing, 204 Series 0.628" ID, 1.782" OD	AMAA21480	\$6.85
	7000, 7100, 7200, 7300, 7340	Bearing 2.047" OD	AMA27002	\$8.00
	Fits All Models Except Early 1770NT and 1790 Replaces A48720	Disc Opener Blade 16" blade, 0.197" thick, 3 1/2" bolt circle, 2 1/2" pilot hole For single disc fertilizer opener, Import	AMA72358	\$39.00
	Early 1770NT and 1790	Disc Opener Blade 16" disc, 0.197" thick, 4 3/32" bolt circle, 3 3/16" pilot hole For single disc fertilizer opener, Import	AMA72404	\$55.00
	(1705, 1715, 1725, 1765 ASN 760101), 1720, 1760, 1780, 7200, 7300	Double Disc Fertilizer Blade w/ Bearing 13.50" Diameter For double disc attachment that mounts to face of row unit	AMAA57467	\$41.75
	1750, 1755 (SN 760101-790101), 1760NT, 1770, 1780, 1785, 7000, 7200, 7240 Will also fit MaxEmerge™ Row Units and Groff; also MaxEmerge™ 2 and MaxEmerge™ Plus w/ double disc attachment that mounts to fertilizer bar	Fertilizer Disc, HD 13.50" disc w/ hub and bearing Blade # - A72359	AMAA57466	\$47.50
	1750, 1760NT, 1765NT, 1770, 1780, 1785, 1790, 7200, 7240 Will not fit 1770NT, 1775NT, 1790, 1795 w/ 6" x 10" or 7" x 7" Fertilizer Bar	Spindle For Single Disc Fertilizer Opener	AMA48724	\$25.00
	1770NT, 1775NT, 1790 ASN 720101, 1795	Spindle For Single Disc Fertilizer Openers w/ 6" x 10" or 7" x 7" Fertilizer Bar	AMA82768	\$25.00
	1700, 1750, 1760, 7000-7340 MaxEmerge™	Rubberized Plastic Cap For AMAA53860 Seed Disc Opener Assembly	AMA52024	\$1.25

Planter Parts for John Deere®

Planter & Grain Drill Parts

	Application	Description	Part Number	Retail Price
	71, 494, 494A, 494AN, 495, 495A, 694, 694A, 694AN, 695, 695A, 894A, 1240, 1250, 1260, 1280, 1290, 1300, (1705, 1715, 1725, 1755, 1765, 1765NT, 1785 ASN 760101), 1720, 1750, 1760NT, 1770, 1780, 4484, 4493, 4684, 4884, 5184, 5186, 5193, 7000, 7200	Dust Cap, Flat For Double Disc Fertilizer Opener	AMB29400	\$1.50
	1700, 1750, 1760, 7000-7340 MaxEmerge®	Metal Dust Cap For Fertilizer Disc Opener Assembly	AMA22836	\$1.12
	Disc Opener Assemblies	Nut, Right Hand	AM14H821	\$0.57
		Nut, Left Hand	AM14H944	\$2.00

Scrapers















	Application	Description	Part Number	Retail Price
	1700, 1760, 1780, 7100, 7200, 7300, 7340	Rotating Disc Scraper Kit w/ Nylon Covers Includes (2) AMAA37221 Wheels, (1) AMA50047 Spring, (1) AMA69140 Right Hand Arm and (1) AMA69139 Left Hand Arm	AMX55006	\$20.00
	1700, 1760, 1780, 7100, 7200, 7300, 7340	Rotating Disc Scraper Kit w/ All Metal Wheels Includes (2) AMAA37221M Wheels, (1) AMA50047 Spring, (1) AMA69140 Right Hand Arm and (1) AMA69139 Left Hand Arm	AMX55007	\$17.25
	1705, 1715, 1725, 1725CCS, 1725NT, 1755, 1765, 1765NT, 1770NT, 1775, 1775NT, 1785, 1790, 1795, DB37, DB37C, DB41, DB44, DB55, DB58, DB60, DB66, DB90, DB120	Scraper Kit Includes (1) Right Hand Scraper, (1) Left Hand Scraper and (1) Tension Spring Replaces A98182, A98183	AMX55056	\$15.00
	1700, 1760, 1780, 7100, 7200, 7300, 7340	Rotating Disc Scraper Wheel w/ Nylon Cover	AMAA37221	\$6.50
	1700, 1760, 1780, 7100, 7200, 7300, 7340	Rotating Disc Scraper Wheel, All Metal	AMAA37221M	\$6.50
	1700, 1760, 1780, 7000, 7100, 7200, 7300, 7340	Spring For Rotating Disc Scraper Kits	AMA50047	\$2.85
	1760, 1780, 7200 & 7300 MaxEmerge™, MaxEmerge™ Plus, MaxEmerge™ XP	Scraper Arm, Right Hand	AMA69140	\$3.50
		Scraper Arm, Left Hand	AMA69139	\$3.50
	803, 805, 1750, (1755, 1785, 1765 ASN 760101), 1760NT, 1770, 1780, 7000, 7200, 7240	Outside Scraper Includes mounting hardware For double disc fertilizer openers that mount to fertilizer bar (2) Required per Row	AMA24085	\$3.50
	7000, 7100 Planter Disc Openers	Scraper, Right Hand	AMAA26443	\$3.75
		Scraper, Left Hand	AMAA26444	\$3.75
	1760, 1780, 7200 & 7300 MaxEmerge™ 2	Tungsten Seed Opener Scraper	AMAA62559	\$24.00

Gauge Wheels and Components




	Application	Description	Part Number	Retail Price
	1760, 1780, 7200 & 7300 MaxEmerge™ 2	Gauge Wheel Tire 6.50" x 12", Smooth Crown	AMA58851	\$78.00

Prices subject to change without prior notice, and products with NLA in the price column are no longer available. The use of original equipment manufacturer (OEM) part numbers or trademarks, e.g. Case® and John Deere®, are for reference purposes only and for indicating product use and compatibility. Our company and the listed replacement parts contained herein are not sponsored, approved or manufactured by the OEM. All parts are New unless designated Reman in the description.









Planter & Grain Drill Parts

	Application	Description	Part Number	Retail Price
	1750, 7100, 9200 Replaces A84050	Gauge Wheel Tire, 4.50" x 16" Carlisle®	AMA22884	\$53.00
		Gauge Wheel Tire, 4.50" x 16" Solid Urethane	AMA22884U	\$69.00
	XP and XP Pro Series	Gauge Wheel Tire, 4.50" x 16" Carlisle®, w/ Standard Profile Offset	AMA84062	\$58.00
	(1705, 1715, 1725, 1755, 1765, 1775 ASN 760101), (DB44, DB60, DB66, DB88, DB90, DB120 ASN 755101), DR12, DR16, DR18, DR24	Gauge Wheel Assembly, 4.50" x 16" Carlisle®, Spoked Replaces AA86055, AA98187	AMX55039	\$172.00
		Gauge Wheel Assembly, 3" x 16" Carlisle®, Spoked Replaces AA85465, AA98188	AMX55041	\$159.00
	1760, 1780, 7000 & 7100 MaxEmerge™, 7200 & 7300 MaxEmerge™ 2	Gauge Wheel Assembly, 4.50" x 16" Yellow steel wheel halves, JD style chined tire and stem bearing w/ cross hole	AMAA35392	\$90.00
		Gauge Wheel Assembly, 4.50" x 16" Urethane Tire	AMAA35392U	\$134.00
	MaxEmerge®Plus, Pro Series	Gauge Wheel Assembly, 4.50" x 16" w/ AMAN131668 bearing Mount using Set Screws	AMAA41359	\$95.00
		Gauge Wheel Assembly Solid Urethane	AMAA41359U	\$134.00
	1700, 1720, 1730, 7300, 7340	Hub Assembly, 6-Bolt Replaces AN150825	AMAN183318	\$101.50
	7000 & 7100 MaxEmerge™, 7200 & 7300 MaxEmerge™ 2	Wheel Half, Steel Painted Yellow (2) Required	AMA22780	\$11.00
	MaxEmerge™ XP, XP Pro ASN 710101	Wheel Half, Steel Painted Black (2) Required	AMA77880	\$29.00
	7000 & 7100 MaxEmerge™, MaxEmerge™ Plus, MaxEmerge™ XP, Pro Row XP, Pro Series	Wheel Half, Plastic 8-Bolt	AMA56565	\$18.50
	XP, XP Pro	Double Row Ball-Bearing, 40 mm For 4" x 16" wheel assemblies	AMAN212132	\$8.00
	7000, 7100, MaxEmerge™ 2 1992 and Later, MaxEmerge™ Plus, Pro Replaces AA49161	Bearing w/ Sleeve Stem Type	AMAA38106	\$10.00
	MaxEmerge™ 2 1992 and Later, MaxEmerge™ Plus, Pro	Bearing Stem Type	AMAN131668	\$11.15
	7000-7100	Bearing w/ Hole For Closing and Press Wheels SL4x16 Sleeve Required on Press Wheel	AMAA35741	\$6.00
	For Gauge Wheel Assembly	Stem Bearing Bushing Use w/ AMAN131668 Stem Bearing or AMAA35741 Stem Bearing w/ Hole	AMA25915	\$2.30
	MaxEmerge®XP, XP Pro	Gauge Wheel Arm Kit Includes Arm, Threaded Bushing w/ 5/8" Hole, (2) Bolts and (3) Washers Replaces A79648	AMA92817	\$34.00
	7000-7300, MaxEmerge™ 2, MaxEmerge™ Plus Replaces A22572, A41968, A79647	Gauge Wheel Arm Kit Includes (2) Bushings For wheel that uses cross-drilled stem bearing	AMA54179	\$44.00



Planter & Grain Drill Parts

	Application	Description	Part Number	Retail Price
	1700, 1705, 1710, 1715, 1720 CCS, 1730, 1745, 1750, 1755, 1760, 1765, 1770, 1775, 1780, 1790, 1795, DB37, DB41, DB44, DB55, DB60, DB62, DB66, DB74, DB80, DB83, DB88, DB90	Gauge Wheel Arm Bushing, Self-Aligning 5/8" Bolt Hole Diameter	AMA92818	\$9.00
	7000-7300, MaxEmerge™ 2, MaxEmerge™ Plus	Self-Aligning Bushing Use w/ AMA54179	AMA57058	\$11.00
	7000-7100 Planters	Self-Aligning Bushing Use w/ AMA22572T	AMA57057	\$10.00




Seed Tubes and Components

	Application	Description	Part Number	Retail Price
	1700	Seed Tube w/ 0.75" Diameter Monitor Hole	AMA56784	\$9.00
	7200, 7300, 7340	Seed Tube w/ 0.53" Diameter Monitor Hole	AMA55880	\$9.25
	1750, (1755, 1775, 1785 ASN 760101), 1770, 1780, 7000, 7200, 7240	Fertilizer Tube, Dry For Single and Double Disc Openers	AMB35601	\$13.00
	1700, 1760, 1786, 7000 & 7100 MaxEmerge™, 7200 & 7300 MaxEmerge™ 2, Pro Series	Guard-Scraper (Cast Frog)	AMA61577	\$6.25
	1700, MaxEmerge™ XP, XP Pro ASN 710101	Guard-Scraper	AMA80203	\$5.50
	MaxEmerge®2, Plus, Pro, XP, and XP Pro Replaces GA2031	Opener Guard	AMA48879	\$9.50
	7000, 7100	Handle Depth Adjustment Assembly	AMA42740	\$24.00
	7000, 7100	Seed Depth Stop	AMA42737	\$17.00
	1700, 1700TR, 1705, 1710, 1715, 1720, 1720 CCS, 1725, 1725 CCS, 1735, 1750, 1760, 1765, 1765NT, 1770, 1770NT, 1775, 1775NT, 1780, 1785, DB37, DB37C, DB41, DB44, DB55, DB55C, DB58, DB60, DB60T, DB62, DB66, DB74, DB74C, DB80, DB83, DB88, DB90, DB120, XP, MaxEmerge™ XP	Seed Sensor XP, Red LED, AccuCount™	AMAA61909	\$115.00





Keeton® Seed Firmers

	Application	Description	Part Number	Retail Price
	1700 Series, 7000, 7100, 7200, 7300, MaxEmerge™ 5	Keeton® Seed Firmer	AMX55018	\$44.50
	Will not fit ExactEmerge™	Seed Tube Mount	AMX55019	\$45.00

Planter & Grain Drill Parts

Application	Description	Part Number	Retail Price
 1700 Series, 7000, 7100, 7200, 7300, MaxEmerge™ 5* *Requires Modifications Note: will not fit ExactEmerge™	Keeton® Seed Firmer w/ Standard Dry Tail	AMX55050	\$47.00
	Universal Bracket w/ Standard Liquid Tail	AMX55051	\$47.00
	Bracket mounts to seed disc opener shafts w/ Short Low-Profile Tail	AMX55052	\$47.00
 	Fits Universal Brackets Replacement Dry Tail	AMX55015	\$40.00
	Replacement Short Low-Profile Tail	AMX55016	\$40.00





Closing Wheels and Components

Application	Description	Part Number	Retail Price
 7000, 7100 - Prior to 1997	Closing Wheel Assembly, 1" x 12" Made w/ plastic wheel halves, w/ stem bearing	AMAA43899	\$31.50
 7000 & 7100 MaxEmerge™ 1997 and Later, MaxEmerge™ Plus, Pro, XP, XP Pro	Closing Wheel Assembly, 1" x 12" Use w/ 5203KYY2 Bearing	AMAA39968	\$33.00
 1760, 1780, 7200 & 7300 MaxEmerge®2	Closing Wheel Assembly, 1" x 12" Replaces AA34211	AMAA43898	\$33.35
 (1760, 1780, 7200, 7300 - w/ MaxEmerge™ 2), (7000, 7100 - MaxEmerge™ 1997 and Later w/ Heavy Duty Cast Closing Wheel), (MaxEmerge®Plus, MaxEmerge™ XP, Pro and XP Pro - w/ Cast Closing Wheel)	Closing Wheel Bearing 0.669" ID, 1.574" OD	AMAA34132	\$4.00
 1760, 1780, 7200 & 7300 MaxEmerge™ 2	Closing Wheel Bearing For Early AMAA43898 Nylon Wheels	AMAA35638	\$15.95
 803, 805, 7000, 7100, 7200, 7300, 9200	Closing Wheel Tire, 1" x 12"	AMAA22325	\$11.00
 7200 & 7300 MaxEmerge™ 2	Covering Disc Assembly, 8" Includes bearing, hub and bolt for disc closing attachment	AMAA58321	\$37.50
 7000, 7100	Closing Wheel Arm	AMAA31217	\$36.00
 7000, 7100	Spiral Pins for Wheel Arm 1/4" x 1 1/4" Sold in Multiples of 50, Priced Individually	AMA26311	\$0.80
 1760, 1780, 7200, 7300 Planters and Attachments	Closing Wheel Arm	AMAA37552	\$49.00
 1760, 1780, 7200, 7300 Planters and Attachments	Nut, M16, Right Hand	AM14M7260	NLA
	Nut, M16, Left Hand	AM14M7382	NLA
 1760, 1780, 7200, 7300 Planters and Attachments	Cam Collar Bushing, Right Hand	AMA48430	\$5.50










Planter & Grain Drill Parts

	Application	Description	Part Number	Retail Price
	1760, 1780, 7200, 7300 Planters and Attachments	Washer, Left Hand 0.492" x 1.576" x 0.335"	AMA48290	\$2.10
	MaxEmerge®Plus, MaxEmerge™ XP, Pro and XP Pro	Closing Wheel Arm	AMA69141	\$50.00
	7000, 7100	Closing Wheel Arm Stop	AMA33879	\$21.50
	MaxEmerge®2 and MaxEmerge™ Plus w/ single closing wheel attachment	Closing Wheel Arm Stop, Cast Iron	AMA53118	\$26.95
	MaxEmerge™ Plus, Pro and XP	Closing Wheel Arm Stop, Cast Iron	AMA87426	\$29.00
	(1705, 1715, 1725, 1735, 1755, 1765, 1765NT, 1775, 1775NT, 1785, 1795 ASN 760101), 1725NT, 1760, 1780, 7200, 7300, (DB44, DB58, DB60, DB66, DB80, DB88, DB120, XP Pro ASN 710101), DB90, MaxEmerge™ XP	Closing Wheel Handle Replaces A54261, A64237	AMA86762	\$9.75
	1760, 1780, 7200, 7300	Non-Eccentric Bushing	AMA53242	\$7.00
	7200 & 7300 MaxEmerge™ 2	Eccentric Bushing	AMA51723	\$12.00
	MaxEmerge™ Plus, Pro and XP	Bushing For closing wheel arm (2) Required per row	AMAN131668	\$11.15
	1760, 1780, 7200, 7300	Dust Cap	AMA47217	\$2.25
	1700, (1705, 1715, 1725, 1735, 1755, 1765, 1765NT, 1775, 1775NT, 1785, 1795 ASN 760101), 1725NT, 1760, 1770NT, 1780, 1790, 7000, 7100, 7200, 7300, DB44, DB58, DB60, DN60T, DB80, (DB88, DR12, DR18, DR24 ASN 760101), DB90, DB120, DR8T Will not fit early MaxEmerge™ 2 w/ 9/16" hole and pivot stops or row units equipped w/ John Deere® stop sensors	Rocker For Walking Gauge Wheel	AMA62609	\$10.50
	(1705, 1715, 1725, 1735, 1755, 1765, 1765NT, 1775, 1775NT, 1785, 1795 ASN 760101), 1720, 1725NT, 1760, 1770NT, 1780, 1790, 7000, 7100, 7200, 7300, DB44, DB58, DB60, DB60T, DB66, (DB80, DR16 ASN 760101), DB90, DB120, DR8T, DR12, DR18, DR24 Will not fit early MaxEmerge™ 2 w/ 9/16" hole and pivot stops or row units equipped w/ John Deere® stop sensors	Pivot Bolt Use w/ AMA62609 Rocker	AMA58670	\$4.00
	1700 Series, DB37, DB37C, DB41, DB41C, DB44, DB50C, DB53, DB55, DB55C, DB58, DB60, DB60T, DB62, DB66, DB74, DB74C, DB80, DB83, DB88, DB90, DB120, DB1108, DB1110, DB1113, MaxEmerge™, MaxEmerge™ 2, MaxEmerge™ 5, MaxEmerge™ Plus, MaxEmerge™ Pro, MaxEmerge™ XP	Xtreme Cruiser Set of 2, Cast Spiked Closing Wheel 14 Tooth Includes Spacing Washers	AMX55063	\$283.00














Planter & Grain Drill Parts

Application	Description	Part Number	Retail Price
 1700 Series, DB37, DB37C, DB41, DB41C, DB44, DB50C, DB53, DB55, DB55C, DB58, DB60, DB60T, DB62, DB66, DB74, DB74C, DB80, DB83, DB88, DB90, DB120, DB1108, DB1110, DB1113, MaxEmergetm, MaxEmergetm 2, MaxEmergetm 5, MaxEmergetm Plus, MaxEmergetm Pro, MaxEmergetm XP	Furrow Cruiser Set of 2 For Planters w/ "V" Style Closing System	AMX55061	\$244.50
 1700 Series, DB37, DB37C, DB41, DB41C, DB44, DB50C, DB53, DB55, DB55C, DB58, DB60, DB60T, DB62, DB66, DB74, DB74C, DB80, DB83, DB88, DB90, DB120, DB1108, DB1110, DB1113, MaxEmergetm, MaxEmergetm 2, MaxEmergetm 5, MaxEmergetm Plus, MaxEmergetm Pro, MaxEmergetm XP	Furrow Cruiser Set of 2 For Shallow Depth Planting, Vegetables, Sugar Beets and Cotton	AMX55066	\$228.00
 1700 Series, DB37, DB37C, DB41, DB41C, DB44, DB50C, DB53, DB55, DB55C, DB58, DB60, DB60T, DB62, DB66, DB74, DB74C, DB80, DB83, DB88, DB90, DB120, DB1108, DB1110, DB1113, MaxEmergetm, MaxEmergetm 2, MaxEmergetm 5, MaxEmergetm Plus, MaxEmergetm Pro, MaxEmergetm XP	Furrow Cruiser Insert Set of 2 For Planters w/ "V" Style Closing System	AMX55062	\$148.50
 1700 Series, DB37, DB37C, DB41, DB41C, DB44, DB50C, DB53, DB55, DB55C, DB58, DB60, DB60T, DB62, DB66, DB74, DB74C, DB80, DB83, DB88, DB90, DB120, DB1108, DB1110, DB1113, MaxEmergetm, MaxEmergetm 2, MaxEmergetm 5, MaxEmergetm Plus, MaxEmergetm Pro, MaxEmergetm XP	Furrow Cruiser Insert Set of 2 For Shallow Depth Planting, Vegetables, Sugar Beets and Cotton	AMX55068	\$138.00
7000, 7200, 7300	Furrow Cruiser Set of 2 Includes Bolt Kit For Planters w/ "V" Style Closing System	AMX55069	\$228.00

Row Unit Components
















Application	Description	Part Number	Retail Price
 1770NT (24 Row Retrofitted w/ MaxEmergetm 5e and Large Tires), 1775NT (w/ 24 Row, MaxEmergetm 5e, ExactEmergetm Original and Retrofitted or All w/ Large Tire Option)	Terrace King Pivot Set of 2	AMX55139	NLA
 1700, 1760, 1780, 7200, 7300, MaxEmergetm XP	Parallel Arm, Upper 16" Standard Length (2) Required per Row	AMA76223	\$28.50
 1700, 1760, 1780, 7200, 7300, MaxEmergetm XP	Parallel Arm, Lower 16" Standard Length, 1-Piece Steel Casting	AMA52092	\$102.50
 1700, 1760, 1780, 7200, 7300, MaxEmergetm XP	Parallel Arm, Upper 23" Extended Length (2) Required per Row	AMA61571	\$31.00
 1700, 1760, 1780, 7200, 7300, MaxEmergetm XP	Parallel Arm, Lower 23" Extended Length, 1-Piece Steel Casting	AMA84382	\$175.00
 For front and rear upper parallel arms and front lower parallel arms on MaxEmergetm 2	Bushing 0.658" ID, 1.084" OD (6) Required for Upper and Lower Parallel Arms	AMA48515	\$1.75
 1720 CCS, 1770NT, 1790, DB44, DB50C, DB58, DB60, DB66, DB74, DB80, DB90, DR12, DR24, Pro, XP Pro	Angled Brush, Vacuum Meters	AMA69629	\$4.00
 1700, 1705, 1710, 1715, 1720, 1725, 1725NT, 1730, 1750, 1755, 1760, 1760NT, 1765, 1765NT, 1770NT, 1775, 1775NT, 1780, 1785, 7200, 7300, 9200, DB37, DB37C, DB41, DB44, DB50C, DB55, DB55C, DB58, DB60, DB60T, DB62, DB66, DB74, DB74C, DB83, DB88, DB90, DB120, XP, XP Pro	Straight Brush, Vacuum Meters	AMAA32868	\$3.50
 1720, 1770NT, 1790, DB44, DB50C, DB58, DB60, DB66, DB74, DB74C, DB80, DB90, DR12, DR18, DR24, XP, XP Pro	Cell Plate Brush, Vacuum Meters	AMA74214	\$5.00
7000 MaxEmergetm, 7100 MaxEmergetm	Seed Plate Adapter Fitting Replaces AA22897	AMAA27100	\$24.90

Planter & Grain Drill Parts





	Application	Description	Part Number	Retail Price
	1700, 1705, 1710, 1715, 1720, 1725, 1725NT, 1730, 1750, 1755, 1760, 1760NT, 1765, 1765NT, 1770NT, 1775, 1775NT, 1780, 1785, 7200, 7300, 9200 Series, DB37, DB37C, DB41, DB44, DB50C, DB55, DB55C, DB58, DB60, DB60T, DB62, DB66, DB74, DB74C, DB83, DB88, DB90, DB120, XP, XP Pro	Knocker, Seed Meters	AMAH129125	\$8.00
	1760, 1780, 700 & 7100 MaxEmerge™, 7200 & 7300 MaxEmerge™ 2, 9200 Series, MaxEmerge™ XP, Pro and XP Pro Replaces A22795	Seed Belt Drive Wheel For finger pickup mechanism	AMA76093	\$8.00
	7000, 7100	Corn Meter Belt	AMA67976	\$12.50
	MaxEmerge™, MaxEmerge™ 2 Prior to 1992	Idle Arm For seed drive chain tightener	AMA50564	\$9.50
	MaxEmerge™, MaxEmerge™ 2 Prior to 1992	Plastic Idler For Seed Drive, 1 9/16" Diameter	AMA22838	\$1.50
	MaxEmerge™	Plastic Idler For Drive Wheels, 2 1/4" Diameter	AMA22628	\$1.90
	MaxEmerge™	Plastic Idler For Seed Transmission, 1 7/8" Diameter	AMB30969	\$1.58
	1705, 1715, 1725, 1735, 1745, 1755, 1765, 1770, 1770NT, 1785, 1790, 1795, DB37, DB37C, DB41, DB44, DB50C, DB55, DB55C, DB74, DB74C, DB90, DB120, MaxEmerge™ Plus	Chamber, Vacuum Meter Dome	AMA94259	\$24.00
	1700, 1705, 1715, 1725, 1735, 1745, 1755, 1765, 1770NT, 1785, 1790, 1795, DB60, DB66, DB90, DB120, DB74, DB88, MaxEmerge™ Plus	Hub Kit, Vacuum Meter	AMAA89297	\$38.20
	1700, (1705, 1715, 1725, 1735, 1755, 1765, 1765NT, 1775, 1775NT, 1785, 1795 ASN 760101), 1710, 1720, 1730, 1750, 1760, 1760NT, 1770, 1770NT, 1780, 1790, 7000, 7200, 7240, 7300, 7340, DB37, DB37C, DB41, DB41C, DB44, DB50C, DB53, DB55, DB55C, DB58, DB60, DB60T, DB62, DB66, DB74, DB74C, DB80, DB83, DB88 ASN 755001, DB90, DB120, DR8T, DR12, DR16, DR18, DR24	Idle Sprocket 14 Tooth, 1/2" Bore For Size 40 Chain	AMAA32729	\$27.50
	1700, (1705, 1715, 1735, 1755, 1775NT, 1795 ASN 760101), 1710, 1720, 1730, 1750, 1770, 1770NT, 7000, 7200, 7300, 7340, (DB44, DB58, DB60, DB66, DB80, DB88, DB90, DB120 ASN 755001)	Idle Sprocket 12 Tooth, 1/2" Bore For Size 50 Chain	AMAA32776	\$19.50
	7000, 7100, MaxEmerge™	Sprocket, Hopper Drive 11 & 19 Tooth	AMAA27146	\$18.00
	MaxEmerge™ 2, Plus and XP	Plastic Idler Sprocket, 10 Tooth For seed drive on vacuum and finger pickup units and herbicide/insecticide drive	AMA55008	\$1.15
	(1705, 1715, 1735, 1755, 1765, 1765NT, 1775, 1775NT, 1785 ASN 760101), 1750, 1770, 1780, 7200, 7240, 7300, (DB44, DB60, DB66, DB80 ASN 755001), (DB58, DB88, DB90 ASN 760101)	Bearing w/ Sprocket 2 1/8" Wide, 19 Tooth	AMAA36212	\$18.25
	(1715, 1735, 1775, 1785 ASN 760101), 1730, 1770, 1780, 7200, DB44, DB53, DB55C, DB58, DB60, DB66, DB74, DB80, DB83, DB88 ASN 760101, DB90, DB120	Bearing w/ Sprocket 1 1/2" Wide, 19 Tooth	AMAH133868	\$18.25

Prices subject to change without prior notice, and products with NLA in the price column are no longer available. The use of original equipment manufacturer (OEM) part numbers or trademarks, e.g. Case® and John Deere®, are for reference purposes only and for indicating product use and compatibility. Our company and the listed replacement parts contained herein are not sponsored, approved or manufactured by the OEM. All parts are New unless designated Reman in the description.


Planter & Grain Drill Parts

	Application	Description	Part Number	Retail Price
	MaxEmergetm, MaxEmergetm 2, MaxEmergetm Plus	Drag Chain Kit Includes mounting brackets and twisted link chain	AMX55011	\$80.00
	7000, 7100	Closing Wheel Spring w/ Plug	AMAA23116	\$11.00
	7200, 7300, 7340	Closing Wheel Spring	AMA74643	\$9.00
	7000, 7100	Down Pressure Spring w/ Plug 6 1/8" Overall Length, 1 7/16" OD, 4 1/2" Spring Length	AMAB10071	\$8.00
	7000, 7100	Down Pressure Spring w/ Plug, HD 6 7/8" Overall Length, 1 1/4" OD, 4 3/8" Spring Length	AMAA35876	\$13.25
	7200, 7300	Down Pressure Spring Standard Style	AMA43609	\$8.50
	1700 Twin Row, 1720, 1770 24 Row, 1775, 1790 BSN 740101	Pneumatic Air Spring	AMAA71437	\$95.00
	1700, 1710, 1720, 1730, 1750, 1760, 1760NT, 1770, 1770NT, 1780, 1790, 1795 ASN 760101, DB44, DB58, DB60, DB66, DB80, DB90	Pneumatic Air Spring	AMAA73942	\$82.00
	1760, 1780, 7200 & 7300 MaxEmergetm 2, MaxEmergetm Plus	Pneumatic Air Spring For units that require (2) springs per row	AMAA40969	\$102.00
	1700, 1700TR, 1705, 1710, 1720, 1725, 1730, 1745, 1750, 1755, 1760, 1765, 1770, 1770NT, 1775NT, 1780, 1790, DB37, DB41, DB41C, DB44, DB50C, DB55C, DB60, DB60T, DB66, DB74, DB74C, DB80, DB83, DB88, DB90, DB120	Wheel Speed Sensor	AMAA54557	\$534.50
	1705, 1715, 1720, 1725, 1735, 1755, 1765, 1765NT, 1770NT, 1775, 1775NT, 1790, 1795, 1830, 1835, 1840, 1870, 1910, DB37, DB37C, DB41, DB41C, DB44, DB50C, DB55, DB55C, DB60, DB60T, DB62, DB66, DB74, DB74C, DB80, DB83, DB88, DB90, DB120	Potentiometer Sensor	AMRE261354	\$100.00
	1560, 1565	Fan Speed Actuator Plug under Motor Replaces AA77820	AMAH143903	\$60.00
	1790, 1795 ASN 760101	Pneumatic Air Spring	AMAA49827	\$104.00
	7200, 7300	Down Pressure Spring Eyebolt Use w/ AMA43609 Down Pressure Spring	AMA39073	\$22.00
	1710, 1770, 1780, 7200 & 7300 MaxEmergetm 2 Planters, Row Units and Drivelines	Bearing w/ Sprocket 19 Tooth, 7/8" Hex Bore, 2 1/2" Wide, 0.908" ID	AMAA35645	\$23.00
	1780, 7240, DB74	Ball Bearing 1.251" ID, 2.835" OD	AMJD9420	\$31.50
	MaxEmergetm, MaxEmergetm 2 and MaxEmergetm Plus Seed and Fertilizer Transmissions and Drivelines	Bearing 7/8" Hex Bore, Curved Outer Race	AMAA22097	\$9.00
	Used on Wheel Frame, Seed and Fertilizer Transmissions	Bearing 7/8" Hex Bore, Flat Outer Race	AMAA28271	\$10.00
	7200 Flex-Fold Seed Driveline, 7300 Vertical Fold, 1710, 1760, 1760NT, 1780	Bearing w/ Riveted Flange 7/8" Hex Bore	AMAA35646	\$16.00
	7000 Flex-Fold Seed Driveline, 7200 and 1750 Clutch Actuator Shaft	Bearing w/ Riveted Flange 9/16" Hex Bore	AMAA34259	\$10.50

Planter & Grain Drill Parts

Application	Description	Part Number	Retail Price
 1750, 1770, 7200	Bearing w/ Locking Collar For Clutch Assembly (2) Required	AMJD8562	\$13.00
 1700, (1705, 1715, 1725, 1735, 1755, 1765, 1765NT, 1775, 1775NT, 1785 ASN 760101), 1710, 1720, 1725NT, 1730, (7200, 7240, 7300 - 1990 and Later), 1750, 1760, 1770, 1780, 7000, 7100, (DB44, DB60, DB66, DB80, DB88, DB120 ASN 755001), (DB58, DR12, DR16, DR18, DR24 ASN 760101), DB90	Bearing, Marker Disc 0.904" Wide, 1.181" ID, 2.165" OD For Row Cleaner Attachment Replaces AA38601	AMAA34616	\$19.00
 MaxEmerge™ 2 and MaxEmerge™ Plus Herbicide/Insecticide	Tension Spring	AMA49644	\$2.50
 MaxEmerge™ Seed Meter Drive Excluding Push Units, MaxEmerge™ 2 and Plus (Both Vacuum and Finger Pickup) Replaces A63534	Tension Spring	AMA28518	\$2.00
1700, (1705, 1715, 1725, 1735, 1755, 1765, 1765NT, 1775, 1775NT, 1785 ASN 760101), 1710, 1720, 1730, 1750, 1760, 1760NT, 1770, 1770NT, 1780, 7000, 7200, 7240, 7300, 7340, DB37, DB37C, DB41, DB41C, (DB44, DB58, DB66, DB88, DB90 ASN 760101), DB53, DB55, DB55C, DB60, DB62, DB74, DB80, DB83, DB120	Rubber Spacer	AMAA43610	\$4.75
DB50C, DB74, DB74C, DB90	Wiring Harness Replaces AKK22626	AMAA79093	\$75.00

Hydraulic Components

Application	Description	Part Number	Retail Price
 (1725 CCS, 1765, 1765NT, 1775NT, 1785, 1795 ASN 760101), 1725NT, 1755 SN 760101-790100	Breakaway Coupler 3/8" Coupler	AMRE222718	\$96.00

Fertilizer Shoes

Application	Description	Part Number	Retail Price
1750, 1770, 1780, 7200, 7240	Fertilizer Shoe, Right Hand	AMA52150	\$56.00
	Fertilizer Shoe, Left Hand	AMA52149	\$56.00

Replacement Chains for Planters with MaxEmerge™ 2 and MaxEmerge™ Plus Row Units

Seed Meter Chains for MaxEmerge™ 2 and MaxEmerge™ Plus:

Part Number	Application	Description	Retail Price
AMAA33060	With vacuum meter and standard parallel arms, also fits MaxEmerge™ XP	Chain, 112 link, Includes connector link	\$10.00
AMAA43718	MaxEmerge™ 2 with vacuum meter herbicide/insecticide chain after 1992, MaxEmerge™ Plus and XP with vacuum meter herbicide/insecticide chain	Chain, 113 links Includes connector link	\$8.00
AMAA43720	With vacuum meter seed meter chain for units with long parallel arms, also fits MaxEmerge®XP	Chain, 140 links Includes connector link	\$14.00



Planter & Grain Drill Parts

Herbicide/Insecticide Chains for MaxEmerge™ 2 Prior to 1992:

Part Number	Application	Description	Retail Price
AMAA33048	With plate meter seed meter chain & vacuum meter herbicide/insecticide chain prior to 1992	Chain, 104 link Includes connector link	\$7.00



Herbicide/Insecticide Chains for MaxEmerge™ 2 1992 and Later; all MaxEmerge™ Plus:

Part Number	Application	Description	Retail Price
AMAA20978	With seed meter chain	Chain, 98 links Includes connector link	\$10.00
AMAA43719	With finger pickup meter herbicide/insecticide chain on units after 1992, also MaxEmerge® herbicide/insecticide chain	Chain, 110 links Includes connector link	\$9.00
AMAA42795	MaxEmerge™ 2 w/ finger pickup meter on units prior to 1992 and w/ plate meter herbicide/insecticide chain after 1992, MaxEmerge0153 Plus and XP w/ finger meter	Chain, 102 links Includes connector link	\$9.00



Seed Transmission Chains for:

Part Number	Application	Description	Retail Price
AMAA37980	1750, 1755 ASN 760101, 7200	Chain, 112 Links Includes connector and offset link For Wheel Drive	\$21.25
AMAA32249	1700, 1710, 1720, (1750, 7200 - w/ 7" x 7" frame), (1770 12-row wide, 16 and 24-row narrow), 7300	Chain, 105 links Includes connector link	\$12.00
AMAA32250	1700, 1710, 1720, (1750, 7200 - w/ 7" x 7" frame), 1760, 1770, 7300	Chain, 86 links Includes connector link	\$9.00
AMAA35365	1780, 7240	Chain, 104 links Includes connector link	\$9.00
AMAA35503	1780, 7240	Chain, 128 links Includes connector link	\$12.00
AMAA32257	1730 w/ 15" spacing, (1760, 1770 - Main drive wheel 12-row narrow w/o one-half width disconnect), 7340	Chain, 93 links Includes connector link	\$20.00
AMAA21484	MaxEmerge®	Chain, 38 links Includes connector link	\$6.00
AMAA21483	MaxEmerge®	Chain, 44 links Includes connector link	\$7.00



Planter & Grain Drill Parts

Planter Parts for John Deere®

Main Wheel Drive Chains for:

Part Number	Application	Description	Retail Price
AMAA35927	1770	Chain, 59 Links Includes connector link For Jackshaft Drive	\$6.95
AMAA37881	7000 4-row narrow and wide, 6-row narrow	Chain, 53 links Includes connector link	\$21.00
AMAA22372	7000 rigid 6-row wide, 8-row narrow and wide, 12-row narrow, 7100 built before 1979	Chain, Type 2050, 56 links Includes connector link	\$15.00
AMAA28486	All 7100 built after 1979	Chain, 50 links Includes connector link	\$13.00
AMAA32887	1770, 7200 12-row wide, 16 and 24-row narrow	Chain, 140 links Includes connector link	\$25.00



Grain Drill and Air Seeder Parts for John Deere®













Grain Drill and Air Seeder Parts for John Deere®

Seeder Blades and Components





	Application	Description	Part Number	Retail Price
	750, 1560, 1590, 1690, 1850, 1860, 1890, 1895, 1990	Flat Seeder Blade, 18"	AMN283804	\$37.00
	1560, 1590, 1690, 1860, 1890, 1895, 1990	Hub Assembly Includes Bearing and Snap Ring	AMAN281856	\$51.00
	450, 455, 515, 520, 730, 8000, 8100, 8300, 8350, 8500, 9400, 9450	Drill Disc Blade, 13.50" Has Raised Center for Aluminum Boot	AMN283805	\$22.50
	450, 455, 515, 520, 730, 730LL, 740A, 1520, 9100, DB1108, DB1110, DB1113	Foam Seal For Grain Drill Bearing	AMN280975	\$1.95
	750A, 1560, 1565, 1590, 1690, 1860, 1890, 1895	Disc Opener Bearing 1.457" Wide, 2.362" OD, 1.181" Bore Diameter Replaces AN281242, AN281521	AMAN281813	\$31.25
	750A, 1560, 1565, 1590, 1690, 1835, 1860, 1890, 1895, 1990	Hub Seal, Rear 3 11/16" OD	AMAN281241	\$7.00
	750, 1850	Hub w/ Cups For Seeder Blade Assembly	AMAN213544	\$38.00
	750A, 1560, 1565, 1590, 1690, 1835, 1860, 1890, 1895, 1990	Spindle, Right Hand Spindle, Left Hand	AMAN282118 AMAN282119	\$29.00 \$29.00
	750, 1850	Bearing Kit Includes Inner Cups, Outer Cups, Cones, Seals and Retainers	AMAA44267	\$31.50
	450, 515, 520, 530, 8000, 8500, 9000	Bearing 2.047" OD	AMA27002	\$8.00
	1530, 1535	Tungsten Seed Opener Scraper	AMAA62559	\$24.00

Planter & Grain Drill Parts

Grain Drill and Air Seeder Parts for John Deere®



Application	Description	Part Number	Retail Price
 750, 1850	Opener Spindle	AMAN280725	\$66.00
 Air Seeders: 750, 1850	Gauge Wheel Arm Replaces AN211440	AMAN282374	\$56.00
 1525, 1530, 1535 Replaces AA37474	Seed Disc Opener Assembly, 15" x 3.50 mm w/ 5/8" ID hole	AMAA53860	\$32.50
	Seed Disc Opener Assembly, 15" x 3 mm	AMAA55927	NLA
 1530, 1535 - w/ XP	Seed Disc Opener Assembly, 15" x 3.50 mm, HD	AMAA65248	\$36.00
 1525, 1530	Metal Dust Cap For Fertilizer Disc Opener Assembly	AMA22836	\$1.12
 1530, 1535	Rotating Disc Scraper Kit w/ Nylon Covers Includes (2) AMAA37221 Wheels, (1) AMA50047 Spring, (1) AMA69140 Right Hand Arm and (1) AMA69139 Left Hand Arm	AMX55006	\$20.00
 1530, 1535	Rotating Disc Scraper Kit w/ All Metal Wheels Includes (2) AMAA37221M Wheels, (1) AMA50047 Spring, (1) AMA69140 Right Hand Arm and (1) AMA69139 Left Hand Arm	AMX55007	\$17.25
 1530, 1535	Rotating Disc Scraper Wheel w/ Nylon Cover	AMAA37221	\$6.50
 1530, 1535	Rotating Disc Scraper Wheel, All Metal	AMAA37221M	\$6.50
 1530, 1535	Spring For Rotating Disc Scraper Kits	AMA50047	\$2.85
 1530, 1535	Scraper Arm, Right Hand	AMA69140	\$3.50
	Scraper Arm, Left Hand	AMA69139	\$3.50
 1560, 1565, 1590, 1690, 1835, 1860, 1890, 1895, 1990	Gauge Wheel Arm and Shaft Replaces AN282117	AMAA73951	\$46.00

Seed Boots and Components





Application	Description	Part Number	Retail Price
 750, 1850	Seed Boot Replaces N217160, N219632	Right Hand AMN280446	\$40.00
	Seed Boot Replaces N217161, N219633	Left Hand AMN280447	\$40.00
 750, 1590, 1690, 1850, 1890, 1895, 1990	Seed Boot Strap	AMN219982	\$1.25
 1560, 1565, 1860	Seed Boot, Upper	Right Hand AMN282788	\$27.00
		Left Hand AMN282789	\$27.00
	Seed Boot, Lower	Right Hand AMN283432	\$27.00
		Left Hand AMN283433	\$27.00
 1590, 1690, 1890, 1895	Seed Boot	Right Hand AMN284044	\$33.00
		Left Hand AMN284045	\$33.00

Planter & Grain Drill Parts

Grain Drill and Air Seeder Parts for John Deere®



	Application	Description		Part Number	Retail Price
	1590, 1690, 1890, 1895, 1990	Seed Boot	Right Hand	AMN284024	\$75.00
		Extended Wear, Tungsten Carbide Coated	Left Hand	AMN284025	\$75.00
	750, 1560, 1565, 1590, 1690, 1820, 1850, 1860, 1890, 1895, 1990	Pivot Pin for Opener Arm Replaces N280486		AMN282536	\$20.00
	750, 1560, 1565, 1590, 1690, 1850, 1860, 1890, 1895, 1990	Row Unit Bushing		AMN219547	\$4.00
	750, 1560, 1565, 1590, 1690, 1850, 1860, 1890, 1895, 1990, Cultivators: 980, 2210, Mulch Finisher: 726	Row Unit Bushing		AMN280648	\$6.00
	750, 1560, 1565, 1590, 1690, 1850, 1860, 1890, 1895, 1990, Cultivators: 980, 2210, Mulch Finisher: 726	Row Unit Bushing		AMN284086	\$9.25
	750, 1590, 1690, 1850, 1890, 1895, 1990	Row Unit Bushing Replaces N218646, N216540		AMN283636	\$7.00
	1530, 1535	Stem Bearing Bushing Use w/ AMAN131668 Stem Bearing or AMAA35741 Stem Bearing w/ Hole		AMA25915	\$2.30
	1560, 1565, 1590, 1690, 1860, 1890, 1985, 1990	Torsion Spring	Right Hand	AMN283994	\$11.50
			Left Hand	AMN283995	\$11.50
	1530, 1535	Guard-Scraper (Cast Frog)		AMA61577	\$6.25
	1530, 1535	Guard-Scraper		AMA80203	\$5.50
	750, 1560, 1565, 1590, 1690, 1850, 1860, 1890, 1895, 1990	Leaf Tension Spring		AMN284055	\$4.00
	1530, 1535	Seed Sensor XP, Red LED, AccuCount™		AMAA61909	\$115.00

Keeton® Seed Firmers

	Application	Description		Part Number	Retail Price
	1530, 1535	Keeton® Seed Firmer Seed Tube Mount	w/ Standard Dry Tail	AMX55018	\$44.50
			w/ Standard Liquid Tail	AMX55019	\$45.00
					
	1530, 1535	Keeton® Seed Firmer Universal Bracket Bracket mounts to seed disc opener shafts	w/ Standard Dry Tail	AMX55050	\$47.00
			w/ Standard Liquid Tail	AMX55051	\$47.00
			w/ Short Low-Profile Tail	AMX55052	\$47.00
					

Prices subject to change without prior notice, and products with NLA in the price column are no longer available. The use of original equipment manufacturer (OEM) part numbers or trademarks, e.g. Case® and John Deere®, are for reference purposes only and for indicating product use and compatibility. Our company and the listed replacement parts contained herein are not sponsored, approved or manufactured by the OEM. All parts are New unless designated Reman in the description.

Planter & Grain Drill Parts

Application	Description	Part Number	Retail Price
 	Fits Universal Brackets	Replacement Dry Tail	AMX55015 \$40.00
		Replacement Short Low-Profile Tail	AMX55016 \$40.00

Gauge and Packer Wheels

Application	Description	Part Number	Retail Price
	1560, 1565, 1690, 1850, 1860, 1890, 1990 Replaces A84050	Gauge Wheel Tire, 4.50" x 16" Carlisle®	AMA22884 \$53.00
		Gauge Wheel Tire, 4.50" x 16" Solid Urethane	AMA22884U \$69.00
	1530, 1535 - w/ XP	Gauge Wheel Tire, 4.50" x 16" Carlisle®, w/ Standard Profile Offset	AMA84062 \$58.00
	750, 1560, 1565, 1590, 1690, 1835, 1850, 1860, 1890, 1895	Gauge Wheel Assembly, 4.50" x 16" w/ AMAN212132 bearing	AMAA66604 \$150.00
		Gauge Wheel Assembly, 4.50" x 16" Solid Urethane Tire	AMAA66604U \$173.00
	750, 1560, 1590, 1690, 1850, 1860, 1890, 1895, 1990	Gauge Wheel Tire, 3" x 16" Carlisle® Replaces A75374, A84349	AMA85133 \$50.00
		Gauge Wheel Tire, 3" x 16" Solid Urethane, Extended Wear Replaces A75374, A84349	AMA85133U \$59.00
	750, 1560, 1590, 1690, 1850, 1860, 1890, 1895, 1990 Replaces AA56719	Gauge Wheel Assembly, Narrow 3" x 16"	AMAA66988 \$122.25
		Gauge Wheel Assembly, Narrow 3" x 16" Solid Urethane Tire	AMAA66988U \$150.00
	750, 1590, 1835, 1850	Gauge Wheel Assembly, Narrow 3" x 16" Solid Urethane	AMX55058 \$94.50
	750, 1850	Gauge Wheel Assembly, 4.50" x 16" Yellow Steel Wheel Halves, JD Style Chined Tire	AMAN211864 \$100.00
		Gauge Wheel Assembly, 4.50" x 16" Urethane Tire	AMAN211864U \$134.00
	1530, 1535	Gauge Wheel Assembly, 4.50" x 16" w/ AMAN131668 bearing Mount using Set Screws	AMAA41359 \$95.00
		Gauge Wheel Assembly Solid Urethane	AMAA41359U \$134.00
	1530, 1535, 1560, 1565, 1590, 1690, 1860, 1890, 1895, 1990	Gauge Wheel Assembly, 4.50" x 16" Carlisle®, Spoked Replaces AA86055, AA98187	AMX55039 \$172.00
		Gauge Wheel Assembly, 3" x 16" Carlisle®, Spoked Replaces AA85465, AA98188	AMX55041 \$159.00
	730, 735, 737, 770, 1690, 1810, 1820, 1840, 1890, 1895, 1990	Hub Assembly, 6-Bolt Replaces AN150825	AMAN183318 \$101.50
	750, 1850	Wheel Half, Steel Painted Yellow (2) Required	AMA22780 \$11.00
	1530, 1535, 1560, 1566, 1690, 1860, 1890, 1895, 1990	Wheel Half, Steel Painted Black (2) Required	AMA77880 \$29.00



Planter & Grain Drill Parts

Grain Drill and Air Seeder Parts for John Deere®

	Application	Description	Part Number	Retail Price
	1530, 1535, 1560, 1565, 1590, 1690, 1860, 1890, 1895, 1990, 2100, Row Crop Cultivator: 856	Wheel Half, Plastic 8-Bolt	AMA56565	\$18.50
	750, 1560, 1590, 1690, 1850, 1860, 1890, 1895, 1990 Replaces A75375	Rim, Plastic	AMA85134	\$17.00
	750, 1560, 1590, 1690, 1850, 1860, 1890, 1895, 1990 Replaces A56621	Rim, Steel	AMA85104	\$20.75
	750, 1530 & 1535 w/ XP, 1850	Double Row Ball-Bearing, 40 mm For 4" x 16" wheel assemblies	AMAN212132	\$8.00
	1530, 1535 - w/ MaxEmerge™ Plus Replaces AA49161	Bearing w/ Sleeve Stem Type	AMAA38106	\$10.00
	1530, 1535 - w/ MaxEmerge™ Plus	Bearing Stem Type	AMAN131668	\$11.15
	1530 & 1535 w/ XP Row Unit	Gauge Wheel Arm Kit Includes Arm, Threaded Bushing w/ 5/8" Hole, (2) Bolts and (3) Washers Replaces A79648	AMA92817	\$34.00
	1530, 1535 Replaces A22572, A41968, A79647	Gauge Wheel Arm Kit Includes (2) Bushings For wheel that uses cross-drilled stem bearing	AMA54179	\$44.00
	1530, 1535	Self-Aligning Bushing Use w/ AMA54179	AMA57058	\$11.00
	1530, 1535	Gauge Wheel Arm Bushing, Self-Aligning 5/8" Bolt Hole Diameter	AMA92818	\$9.00
	750, 1500, 1600, 1800 Series	Packer Wheel, 1" x 10" 5/8" ID Replaces AN281359	AMAA38447	\$27.00
	450, 455, 515, 520, 730, 750, 1520, 1530, 1535	Closing Wheel Tire, 1" x 12"	AMAA22325	\$11.00
	455, 730, 730LL, 735, 740A, 1520, 1810	Closing Wheel Assembly, 2" x 13" Replaces AN162400, AN280591	AMAN281598	\$119.00
	515, 520	Closing Wheel Assembly, 1" x 12" Made w/ plastic wheel halves, w/ stem bearing	AMAA43899	\$31.50
	515, 520, Row Crop Cultivator: 886	Closing Wheel Assembly, 1" x 12" Replaces AA34211	AMAA43898	\$33.35
	1530, 1535	Closing Wheel Assembly, 1" x 12" Use w/ 5203KYY2 Bearing	AMAA39968	\$33.00
	750A, 1560, 1565, 1590, 1690, 1860, 1890, 1895, 1990	Closing Wheel, Cast Iron	AMN282110	\$53.00
	1590, 1835 BSN 780101, 1890, 1895, 1990	Closing Wheel Arm, Right Hand	AMAN282190	NLA
		Closing Wheel Arm, Left Hand	AMAN282191	NLA










Planter & Grain Drill Parts

Grain Drill and Air Seeder Parts for John Deere®


	Application	Description	Part Number	Retail Price
	750 ASN 6501, 1850	Closing Wheel Update Kit, Right Hand Includes Closing Wheel Arm, Heavy Duty Bearing and Mounting Hardware	AMX55059	\$136.00
		Closing Wheel Update Kit, Left Hand Includes Closing Wheel Arm, Heavy Duty Bearing and Mounting Hardware	AMX55060	\$136.00
	1530, 1535	Closing Wheel Arm	AMA69141	\$50.00
	1530, 1535	Closing Wheel Arm Stop, Cast Iron	AMA87426	\$29.00
	1530, 1535	Closing Wheel Handle Replaces A54261, A64237	AMA86762	\$9.75
	455, 750, 750A, 1535, 1560, 1565, 1590, 1690, 1835, 1850, 1860, 1890, 1895	Dust Cap	AMA47217	\$2.25
	750, 1520, 1530, 1535, 1560, 1565, 1590, 1690, 1860, 1890, 1895, 1990	Bearing Use w/ AMAA38447 Wheel Assembly	AMAN281357	\$4.00
	455 ASN 1568, 1535 w/ Heavy Duty Cast Closing Wheel	Closing Wheel Bearing 0.669" ID, 1.574" OD	AMAA34132	\$4.00
	515, 520, Row Crop Cultivator: 886	Closing Wheel Bearing For Early AMAA43898 Nylon Wheels	AMAA35638	\$15.95
	1530, 1535	Bushing For closing wheel arm (2) Required per Row	AMA55888	\$5.50
	1560, 1590, 1690, 1860, 1890, 1895, 1990	Press Wheel Spring, Left Hand	AMN282219	\$14.00
		Press Wheel Spring, Right Hand	AMN282218	\$14.00
	740A, 750, 750A, 1850	Torsion Spring, Right Hand For Press and Closing Wheels	AMN214510	\$11.75
	750, 1850	Torsion Spring, Left Hand For Press and Closing Wheels	AMN214511	\$11.75
	750, 1850	Spindle, Right Hand	AMN280564	\$29.00
		Spindle, Left Hand	AMN280565	\$29.00
	1530, 1535	Rocker For Walking Gauge Wheel	AMA62609	\$10.50
	1530, 1535	Pivot Bolt Use w/ AMA62609 Rocker	AMA58670	\$4.00
	1560, 1590, 1835, 1860, 1890, 1895, 1990	Depth Control Handle	AMN282710	\$17.50
	1560, 1590, 1835, 1860, 1890, 1895, 1990	Depth Control Cover	AMN283120	\$12.75
	Grain Drills and Air Seeders w/ Fertilizer Attachment	SFP Cruiser Anhydrous Closing Wheel Sold Individually	AMX55065	\$97.00
		Drill Cruiser Set of 2	AMX55064	\$108.50

Planter & Grain Drill Parts


Row Unit Components

Application	Description	Part Number	Retail Price
 1530, 1535 Replaces A22795	Seed Belt Drive Wheel For finger pickup mechanism	AMA76093	\$8.00
 730LL, 1690, 1820, 1830, 1835, 1860, 1870, 1890, 1895	Air Seeder Hose, Tank-to-Tower 100' Long, 2.50" ID Runs from tank to tower manifold, Clear hose w/ black spiral braid reinforcement, Smooth outside and inside covers	AMAA54447	\$450.00
 1790, (1720 CCS, 1775 ASN 760101), 1770NT, DB41, DB41C, (DB44, DB66, DB80, DB90 ASN 755001), DB50C, (DB58, DB88 ASN 760101), DB60, DB62, DB74C, DB83, DR12, DR16, DR18, DR24, Pro, XP Pro ASN 710101	Seed Delivery Hose 100' Long, 1.25" ID, 1.53" OD	AMA94642	\$175.75
 730LL, 1690, 1820, 1830, 1835, 1840, 1860, 1890, 1990CCS	Seed Delivery Hose 100' Long, 1" ID, 1.24" OD	AMAA54445	\$166.75
 450, 750 Series, 1530, 1560, 1565, 1590, 8000, 8100, 8200, 8250, 8300, 8350, 8500, 9000	Seed Tube Hose Replaces M61104	AMN407659	\$7.00
 1530, 1535	Pneumatic Air Spring For units that require (2) springs per row	AMAA40969	\$102.00
730, 730LL, 1890, 1895, Air Seeder: 1810	Potentiometer Sensor	AMRE261354	\$100.00
 750, 1520, 1530, 1535, 1560, 1565, 1590, 1990	Idle Sprocket 14 Tooth, 1/2" Bore For Size 40 Chain	AMAA32729	\$27.50
 780, 785	Bearing w/ Locking Collar For Clutch Assembly (2) Required	AMJD8562	\$13.00
 1530, 1535	Bearing w/ Sprocket 19 Tooth, 7/8" Hex Bore, 2 1/2" Wide, 0.908" ID	AMAA35645	\$23.00
1520, 1535, 1990	Rubber Spacer	AMA43610	\$4.75

Recappers

Application	Description	Part Number	Retail Price
 9400 Split Wheel	Recapper, 3" x 26" Wheel Width (2) Required	AMX55009	\$13.00

Air System Parts

Application	Description	Part Number	Retail Price
 1690, 1820, 1830, 1835, 1840, 1860, 1870, 1890, 1895, N530F, N540F, N543F, P540, P556	Air Hose Coupling Kit Includes (2) 2 Port Reversible Couplers for 2 1/2" Tubes	AMX55083	\$131.00

Planter & Grain Drill Parts

Grain Drill and Air Seeder Parts for John Deere®






	Application	Description	Part Number	Retail Price
	1690, 1820, 1830, 1835, 1840, 1860, 1870, 1890, 1895, N530F, N540F, N543F, P540, P556	Air Hose Coupling, Cart Side 2 Port Reversible Coupler for 2 1/2" Tubes	AMX55085	\$157.00
	1690, 1820, 1830, 1835, 1840, 1860, 1870, 1890, 1895, N530F, N540F, N543F, P540, P556	Air Hose Coupling, Applicator Side 2 Port Reversible Coupler for 2 1/2" Tubes	AMX55084	\$131.00
	(1690, 1820, 1835, 1860, N530F, N540F, N543F - Tow-Between), 1830, 1840, 1870 (40' Tow-Behind), (1890 Tow-Between 3 Section Drills BSN 775101 or All 5 Section Drills), (1895 Tow-Between 3 Section Drills), P540, P556	Air Hose Coupling, Cart Side 2 Port Coupler for 2 1/2" Tubes Replaces A60698, AA49380, AA65241, AA67121	AMAA67121	\$70.00
	1690, 1820, 1860, 1890 3 Section and 5 Section BSN 775101, N530F, N540F, N543F - All w/ Quick Connect Hose	Seed Delivery Straight Tube 48.58" Long, 4" Diameter For Stationary Single Shoot and Upper Tube for Double Shoot Manifold	AMA59345	\$160.00
	1690, 1830, 1835, 1870 (40' & 56' Drills), P540, P556, (1820, 1840 Tow-Between), 1860, 1890 (3 Section Drills Tow-Between BSN 775101, All Tow-Behind, or All 5 Section Drills), 1895 (3 Section Drill), N530F, N540F, N543F	Air Hose Coupling, Applicator Side 2 Port Coupler for 2 1/2" Tubes Replaces A65280, A82371	AMA82371	\$255.00
	(1690, 1860, N530F, N540F, N543F - Tow-Between), 1820, 1830, 1835, 1840, 1870 (40' & 56' Drills), (1890 Tow-Between 3 Section Drills BSN 775101 or All 5 Section Drills), (1895 Tow-Between 3 Section Drills), P540, P556	Air Hose Coupling Kit Includes (2) 2 Port Couplers for 2 1/2" Tubes Replaces A60698, A65280, A82371, AA49380, AA65241, AA67121	AMX55127	\$25.75
	1830, 1835, 1840, 1860, 1870, 1890, 1895, N530F, N540F, N543F, N560F, P540, P556, P576	Distributor Wear Cap Stainless Steel Extends Life of Distributor Covers Fits in John Deere® Cover AA73954	AMX55092	\$183.00
	(1830, 1835 ASN 740100), 1840, 1870 40' and 56' ASN 740100 or All 76', 1890 3 Section ASN 740100 or All 5 Section, 1895 3 Section Double Shoot ASN 740100 or All 5 Section, P540, P556, P576, N530F, N540F, N543F, N560F	Manifold Tube Use w/ Stationary Single Shoot or Double Shoot Manifold For New Style Tower Replaces A89483	AMAA76331	\$314.00
	1830, 1870, 1890, 1895, N540F, N543F, N560F, P556, P576	Air Hose Coupling Kit Includes (2) 2 Port Reversible Couplers for 3" Tubes	AMX55086	\$165.00
	1830, 1870 (56' & 76' Drills), 1890 (5 Section), 1895 (3 Section 43' and All 5 Section), N540F Tow-Behind, N543F, N560, P556, P576	Air Hose Coupling, Applicator Side 2 Port Coupler for 3" Tubes	AMA102339	\$139.00
	1830 Tow-Behind, 1870 (56' & 76' Drills), 1890 (5 Section Tow-Between), 1895 (3 Section 43' or All 5 Section), N543F, N560F, P556, P576	Air Hose Coupling, Cart Side 2 Port Coupler for 3" Tubes	AMAA87296	\$289.00
	1830 Tow-Behind, 1870 (56' & 76' Drills), 1890 (5 Section Tow-Between), 1895 (3 Section 43' or All 5 Section), N543F, N560F, P556, P576	Air Hose Coupling Kit Includes (2) 2 Port Coupler for 3" Tubes Replaces A102339, AA87296	AMX55124	\$289.00

Planter & Grain Drill Parts








Planter Parts for Kinze® and White®

Planter Parts for Kinze® and White®

Opener Disc and Assemblies

	Application	Description	Part Number	Retail Price
	Kinze® 3000, 3400, 3110, 3120, 3140, 3200, 3400, 3500, 3600, 3600TR, 3600V, 3650, 3660, 3700, 3700 SDS, 3800, 3800 SDS, 4900 2013 and Later, White® 6000, 6100, 6106, 6108, 6122, 6128, 6138, 6180, 6182, 6184, 6186, 6200, 6208, 6218, 6222, 6238, 6242, 6300, 6308, 6318, 6322, 6338, 6342, 6500, 6512, 6515, 6524, 6531, 6534, 6600, 6608, 6700, 6722, 6762, 6772, 6877, 6800, 6900, 6925, 8000, 8100, 8102, 8104, 8106, 8108, 8116, 8122, 8128, 8138, 8180, 8182, 8186, 8200, 8202, 8222, 8228, 8248, 8300, 8302, 8342, 8346, 8400, 8412, 8415, 8500, 8516, 8523, 8524, 8531, 8600, 8604, 8606, 8608, 8616, 8700, 8702, 8704, 8706, 8708, 8716, 8718, 8722, 8738, 8742, 8743, 8762, 8772, 8776, 8788, 8792, 8800, 8816, 8824, 8831, 8900, 8903, 8905, 8925, 8929 (Replaces GA8324)	Seed Disc Opener Assembly, 15" x 3.50 mm w/ 5/8" ID hole	AMAA53860	\$32.50
		Seed Disc Opener Assembly, 15" x 3 mm	AMAA55927	NLA
	Kinze® Models w/ Seed and Fertilizer Openers, Residue Wheels, and Early Notched Single Disc Fertilizer Openers (Replaces GA2014), White® 6000 Series, 8000 Series - w/ Seed and Fertilizer Openers	Disc Opener Bearing, 204 Series 0.628" ID, 1.782" OD	AMAA21480	\$6.85
	Kinze® Row Units (Replaces GB0218), White® 5100, 5700, 6000, 8000 Series, (Replaces WRC6834, N854141)	Bushing	AMA23789	\$1.25
	Kinze® Planters w/ OEM original bearing Replaces GD11845	Rubberized Plastic Cap For AMAA53860 Seed Disc Opener Assembly	AMA52024	\$1.25
	Kinze® Planters w/ OEM original bearing Replaces GD11845	Metal Dust Cap For Fertilizer Disc Opener Assembly	AMA22836	\$1.12

Scrapers

	Application	Description	Part Number	Retail Price
	Kinze® Planter Disc Openers	Rotating Disc Scraper Kit w/ Nylon Covers Includes (2) AMAA37221 Wheels, (1) AMA50047 Spring, (1) AMA69140 Right Hand Arm and (1) AMA69139 Left Hand Arm	AMX55006	\$20.00
		Rotating Disc Scraper Kit w/ All Metal Wheels Includes (2) AMAA37221M Wheels, (1) AMA50047 Spring, (1) AMA69140 Right Hand Arm and (1) AMA69139 Left Hand Arm	AMX55007	\$17.25
	Kinze® Planter Disc Openers	Rotating Disc Scraper Wheel w/ Nylon Cover	AMAA37221	\$6.50
	Kinze® Planter Disc Openers	Rotating Disc Scraper Wheel, All Metal	AMAA37221M	\$6.50
	Kinze® Planter Disc Openers	Spring for Rotating Disc Scraper Kits	AMA50047	\$2.85
	Kinze® Planter Disc Openers	Scraper Arm, Right Hand	AMA69140	\$3.50
		Scraper Arm, Left Hand	AMA69139	\$3.50
	Kinze® Planter Disc Openers	Scraper, Right Hand	AMAA26443	\$3.75
		Scraper, Left Hand	AMAA26444	\$3.75
	Kinze® 3000 Series Row Units	Tungsten Seed Opener Scraper	AMAA62559	\$24.00


Planter & Grain Drill Parts

Gauge Wheels and Components





	Application	Description	Part Number	Retail Price
	Kinze® 2000 and 3000 Series Row Units (Replaces GD1086), White® 5100-5700, 6000-8000 (Replaces 852060, F7100T)	Gauge Wheel Tire, 4.50" x 16" Carlisle®	AMA22884	\$53.00
		Gauge Wheel Tire, 4.50" x 16" Solid Urethane	AMA22884U	\$69.00
	Kinze® 1993 and Later Excluding 3000 Series (Replaces GA7949), White® 8000 Series (Replaces 700727657, 700725744)	Gauge Wheel Assembly, 4.50" x 16" w/ AMAN212132 bearing	AMAA66604	\$150.00
		Gauge Wheel Assembly, 4.50" x 16" Solid Urethane Tire	AMAA66604U	\$173.00
	Kinze® 1993 and Later, White® 8700, 8742, 8743	Gauge Wheel Tire, 3" x 16" Carlisle® Replaces A75374, A84349	AMA85133	\$50.00
		Gauge Wheel Tire, 3" x 16" Solid Urethane, Extended Wear Replaces A75374, A84349	AMA85133U	\$59.00
	Kinze® 1993 and Later, White® 8000 Series	Gauge Wheel Assembly, 4.50" x 16" Carlisle®, Spoked	AMX55039	\$172.00
		Gauge Wheel Assembly, 3" x 16" Carlisle®, Spoked	AMX55041	\$159.00
	Kinze® 1993 and Later (Replaces GA8877), White® 8000 Series	Gauge Wheel Assembly, Narrow 3" x 16"	AMAA66988	\$122.25
		Gauge Wheel Assembly, Narrow 3" x 16" Solid Urethane Tire	AMAA66988U	\$150.00
	Kinze® Row Units Replaces GA2021	Gauge Wheel Assembly, 4.50" x 16" Yellow steel wheel halves, JD style chined tire and stem bearing w/ cross hole	AMAA35392	\$90.00
		Gauge Wheel Assembly, 4.50" x 16" Urethane Tire	AMAA35392U	\$134.00
	Kinze® 2000 Row Units Replaces GD11423	Wheel Half, Steel Painted Yellow (2) Required	AMA22780	\$11.00
	Kinze® 2000 and 3000 Series Row Units Replaces GD11453	Wheel Half, Plastic 8-Bolt	AMA56565	\$18.50
	Kinze® 1993 and Later, White® 8000 Series	Rim, Plastic	AMA85134	\$17.00
	Kinze® 1993 and Later, White® 8000 Series (Replaces N858654)	Rim, Steel	AMA85104	\$20.75
	Kinze® 2000 and 3000 Series Row Units, White® Late Model 6000 and 8000 Series Rubber or Cast Dual Closing Wheels Replaces GA6171, 854003	Double Row Ball-Bearing, 40 mm For 4" x 16" wheel assemblies	AMAN212132	\$8.00
	Kinze® Row Units Prior to 1993 (Replaces GA2022), White® 5100, 5700	Bearing w/ Sleeve Stem Type	AMAA38106	\$10.00
	Kinze® Row Units Prior to 1993 (Replaces GA2022), White® 5100, 5700	Bearing w/ Hole For Closing and Press Wheels SL4x16 Sleeve Required on Press Wheel	AMAA35741	\$6.00
	For Gauge Wheel Assembly Replaces GB0118	Stem Bearing Bushing Use w/ AMAN131668 Stem Bearing or AMAA35741 Stem Bearing w/ Hole	AMA25915	\$2.30
	Kinze® 2000 Series Row Units Prior to 1999	Gauge Wheel Arm Kit Includes (2) Bushings For wheel that uses cross-drilled stem bearing	AMA54179	\$44.00

Planter Parts for Kinze® and White®





Planter & Grain Drill Parts

Application	Description	Part Number	Retail Price
 Kinze® 2000 Series Row Units Prior to 1999	Self-Aligning Bushing Use w/ AMA54179	AMA57058	\$11.00

Seed Tubes and Components

Application	Description	Part Number	Retail Price
 Kinze® Planters	Guard-Scraper (Cast Frog)	AMA61577	\$6.25
 Kinze® Planters	Opener Guard	AMA48879	\$9.50
 Kinze® Planters Replaces GB0102	Handle Depth Adjustment Assembly	AMA42740	\$24.00
 Kinze® Planters Replaces GB0104	Seed Depth Stop	AMA42737	\$17.00









Keeton® Seed Firmers

Application	Description	Part Number	Retail Price
 Kinze® 2000 and 3000 Series Row Units, White® 5000, 6000, 8000 and 9000 Series	Keeton® Seed Firmer w/ Standard Dry Tail	AMX55018	\$44.50
	Seed Tube Mount w/ Standard Liquid Tail	AMX55019	\$45.00
 Kinze® 2000 and 3000 Series Row Units	Keeton® Seed Firmer w/ Standard Dry Tail	AMX55053	\$44.50
	Kinze® Bracket w/ Standard Liquid Tail	AMX55054	\$44.50
	Bracket mounts inside the unit between scrapers Will not work w/ spring-loaded disc scrapers	w/ Short Low-Profile Tail AMX55055	\$44.50
 White® 6000*, 8000* and 9000 Series* *Requires Bracket Modifications	Keeton® Seed Firmer w/ Standard Dry Tail	AMX55050	\$47.00
	Universal Bracket w/ Standard Liquid Tail	AMX55051	\$47.00
	Bracket mounts to seed disc opener shafts	w/ Short Low-Profile Tail AMX55052	\$47.00
 Fits Universal or Kinze® Brackets	Replacement Dry Tail	AMX55015	\$40.00
	Replacement Short Low-Profile Tail	AMX55016	\$40.00



Planter & Grain Drill Parts

Planter Parts for Kinze® and White®

Closing Wheels and Components














	Application	Description	Part Number	Retail Price
	Kinze® Prior to 1993 Replaces (2) of GA3086	Closing Wheel Assembly, 1" x 12" Made w/ plastic wheel halves, w/ stem bearing	AMAA43899	\$31.50
	Kinze® 2000 and 3000 Series Row Units, White® 6000 and 8000 with Dual Closing Wheels Replaces GA6434, 854262	Closing Wheel Assembly, 1" x 12" Uses 5203KYY2 Bearing	AMAA39968	\$33.00
	Kinze® 2000 and 3000 Row Units, White® 6000, 8000, 9000 Series	Closing Wheel Tire, 1" x 12"	AMAA22325	\$11.00
	Kinze® 2000 and 3000 Series Row Units, White® Late Model 6000 and 8000 Series Rubber or Cast Dual Closing Wheels Replaces GA6171, 854003	Double Row Ball-Bearing, 40 mm For 4" x 16" wheel assemblies	AMAN212132	\$8.00
	Kinze® Planters Replaces GA6056	Closing Wheel Arm	AMAA31217	\$36.00
	Kinze® Planters Replaces GA6056	Spiral Pins for Wheel Arm 1/4" x 1 1/4" Sold in Multiples of 50, Priced Individually	AMA26311	\$0.80
	Kinze® Planters	Closing Wheel Arm Stop	AMA33879	\$21.50
	Kinze® Planters	Eccentric Bushing	AMX55008	\$4.00
	Kinze® 1993 and Later, White® 6000, 8000 & 9000 Series	Xtreme Cruiser Set of 2, Cast Spiked Closing Wheel 14 Tooth Includes Spacing Washers	AMX55063	\$283.00
	Kinze® 1993 and Later, White® 6000, 7000 & 8000 Series	Furrow Cruiser Set of 2 For Planters w/ "V" Style Closing System	AMX55061	\$244.50
		Furrow Cruiser Set of 2 For Shallow Depth Planting, Vegetables, Sugar Beets and Cotton	AMX55066	\$228.00
	Kinze® 1993 and Later, White® 6000, 7000 & 8000 Series	Furrow Cruiser Insert Set of 2 For Planters w/ "V" Style Closing System	AMX55062	\$148.50
		Furrow Cruiser Insert Set of 2 For Shallow Depth Planting, Vegetables, Sugar Beets and Cotton	AMX55068	\$138.00

Row Unit Components



	Application	Description	Part Number	Retail Price
	Kinze® 2000 and 3000 Row Units Replaces GD1041	Seed Belt Drive Wheel For finger pickup mechanism	AMA76093	\$8.00
	Kinze® 2000 Series Row Units Replaces GD1040	Corn Meter Belt	AMA67976	\$12.50

Planter & Grain Drill Parts


Planter Parts for Kinze® and White®

Application	Description	Part Number	Retail Price
 Kinze® 2000 and 3000 Series Row Units Replaces B30968 (also used on liquid or dry fertilizer drive, herbicide/insecticide drive)	Plastic Idler For Seed Transmission, 1 7/8" Diameter	AMB30969	\$1.58
 Fits Kinze® 2000 and 3000 Series Row Units Replaces GD7426	Plastic Idler Sprocket, 10 Tooth For seed drive on vacuum and finger pickup units and herbicide/insecticide drive	AMA55008	\$1.15
 Kinze® Row Units & White® w/ Bolt-On Wheels	Drag Chain Kit Includes mounting brackets and twisted link chain	AMX55011	\$80.00
 Kinze® Planters	Closing Wheel Spring w/ Plug	AMAA23116	\$11.00
 Kinze® Planters Prior to 1989, White® 6000 Series	Down Pressure Spring w/ Plug 6 1/8" Overall Length, 1 7/16" OD, 4 1/2" Spring Length	AMAB10071	\$8.00
 Kinze® Planters Prior to 1989, White® 6000 Series	Down Pressure Spring w/ Plug, HD 6 7/8" Overall Length, 1 1/4" OD, 4 3/8" Spring Length	AMAA35876	\$13.25
 Kinze® 1989 and Later	Down Pressure Spring	AMGD8249	\$5.60
 White® 8102, 8104, 8106, 8108, 8116, 8122, 8128, 8138, 8604, 8606, 8608, 8616, 8702, 8704, 8706, 8708, 8716, 8718, 8903, 8905, 8925, 8929, 8935	Pneumatic Air Spring	AM700732697	\$47.00
 White® 8816, 8824	Pneumatic Air Spring	AM700736342	\$65.00
 Kinze® 3000 Series	Pneumatic Air Spring	AMGA11982	\$66.00
 Kinze® 2000 Series Row Units Replaces GA2036	Down Pressure Spring Eyebolt Use w/ AMA43609 Down Pressure Spring	AMA39073	\$22.00
 Kinze® seed and fertilizer transmissions and drive lines, Kinze® contact drive wheel	Bearing 7/8" Hex Bore, Curved Outer Race	AMAA22097	\$9.00
 Kinze® 3000 Series Row Units	Tension Spring	AMA28518	\$2.00

Replacement Chains

Application	Description	Part Number	Retail Price
 Kinze® seed meter chain (except push units) Replaces G3303-98	Chain, 98 links Includes connector link	AMAA20978	\$10.00
 Kinze® herbicide/insecticide chain units before 1983 Replaces G3303-110	Chain, 110 links Includes connector link	AMAA43719	\$9.00

Planter and Grain Drill Parts for Case IH®
















Application	Description	Part Number	Retail Price
 Planters: 800, 900, 950, 955, 1200 Series, Grain Drills: 5400, 5500	Disc Opener Assembly, 14" x 3.50 mm, Right Hand Bellota®, Taper is on opposite side of hub	AM90851C92	\$36.00
	Disc Opener Assembly, 14" x 3.50 mm, Left Hand Bellota®, Taper is on same side as hub	AM90850C92	\$36.00

Planter & Grain Drill Parts

	Application	Description	Part Number	Retail Price
	Planters: 800, 900, 950, 955, 1215, 1225, 1235, 1245, 1255, 1265, Grain Drills: 5400, 5500 Models Prior to 2012 can be updated to this blade using AM107-111D Cover and 5/8" x 2" Bolts	Disc Opener Assembly, 14" x 4.50 mm Bellota®, Double Bevel, Leading Opener w/ Heavy Duty Bearing	AM84416318	\$40.00
		Disc Opener Assembly, 14" x 4.50 mm Bellota®, Double Bevel, Trailing Opener w/ Heavy Duty Bearing	AM84416319	\$40.00
	Planters: 92, 1200, Grain Drills: 5200, 5300, 5400, 5500, 6100, 6300, 6800, 8600 Replaces 145161C91, 145161C92, 492757R91, 1268017C91	Disc Opener Bearing, 204 Series 0.628" ID, 1.782" OD	AMAA21480	\$6.85
	Grain Drills: 5100, 5200, 6200, International® Grain Drills: 10, 100, 510, 620, Fertilizer Unit: 224	Disc Opener Blade 14" Diameter, 0.0984" Thick, 6-Hole Pattern, 2 1/2" Bolt Circle Diameter	AM603013R2	\$21.50
	Air Seeders: SDX30, SDX40	Opening Disc, 22.50" x 0.256" Replaces 73340386	AM306001A1	\$67.00
	Planters: 800, 900, 950, 955, 1200, Grain Drills: 5400, 5500	Opener Scraper Kit, Heavy Duty	AM1547680C1	\$35.00
	Planters: 800, 900, 950, 955, 1200, 1200PT, 1210, 1215, 1220, 1225, 1230, 1235, 1240, 1245, 1250, 1255, 1260, 1265, Grain Drills: 5400, 5500	Covering Disc Assembly, 8" X 0.118"	AM1277891C91	\$30.00
	Planters: 800, 900, 950, 955, 1200, Air Drills: SDX30, SDX40	Gauge Wheel Tire, 4.50" x 15.50"	AM128633C1	\$44.00
	Planters: 800, 900, 950, 955, 1200, 5400, 5500	Traction Tread Tire, 6.50" x 12"	AM90854C1	NLA
	Planters: 900, 955, 1200, 1200PT	Gauge Wheel Assembly, 4.50" x 15.50"	AM225349A1	\$94.50
	Planters: 1200, 1200PT, 1210, 1220, 1225, 1230, 1240, 1250, 1260, Air Seeders: SDX30, SDX40	Gauge Wheel Assembly, 4.50" x 15.50" Black Steel Wheel Half, Reduced Inner Diameter Tire, w/ Double Row Ball Bearing, 5/8" Bearing ID	AM87604747	\$130.00
	Planters: Most Models, Grain Drills: Most Models	Gauge Wheel Assembly, 4.50" x 16" Carlisle®, Spoked	AMX55039	\$172.00
		Gauge Wheel Assembly, 3" x 16" Carlisle®, Spoked	AMX55041	\$159.00
	Air Drills: 500, 500T Replaces 21618	Gauge Wheel Assembly, 4.50" x 16" w/ AMAN212132 bearing	AMAA66604	\$150.00
		Gauge Wheel Assembly, 4.50" x 16" Solid Urethane Tire	AMAA66604U	\$173.00
	Planter: 1200 ASN CBJ0001611 Replaces 87604612	Rim, Steel	AMA85104	\$20.75
	Planters: 1200, 5300, 5400, 5500, Air Drills: SDX30, SDX40 Replaces 324461A1	Double Row Ball-Bearing, 40mm Use w/ AM128633C1 Gauge Wheel Tire	AMAN212132	\$8.00
	For Gauge Wheel Assembly Replaces 133966C1	Stem Bearing Bushing Use w/ AMAN131668 Stem Bearing or AMAA35741 Stem Bearing w/ Hole	AMA25915	\$2.30
	Planters: 800, 900, 950, 955 Replaces 128558C91	Bearing w/ Sleeve Stem Type	AMAA38106	\$10.00









Prices subject to change without prior notice, and products with NLA in the price column are no longer available. The use of original equipment manufacturer (OEM) part numbers or trademarks, e.g. Case® and John Deere®, are for reference purposes only and for indicating product use and compatibility. Our company and the listed replacement parts contained herein are not sponsored, approved or manufactured by the OEM. All parts are New unless designated Reman in the description.

Planter & Grain Drill Parts

	Application	Description	Part Number	Retail Price
	Planters: 800, 900, 950, 955, 1200 Series BSN CBJ0001610 Replaces 128558C91	Bearing w/ Hole For Closing and Press Wheels SL4x16 Sleeve Required on Press Wheel	AMAA35741	\$6.00
	Air Seeders: SDX30, SDX40	Packer Wheel, 1" x 10" 5/8" ID Replaces AN281359	AMAA38447	\$27.00
	Air Drills: SDX30, SDX40 Replaces 306251A1	Closing Wheel Tire, 1" x 12"	AMAA22325	\$11.00
	Air Drills: SDX30, SDX40 Replaces 87695406	Closing Wheel Assembly, 1" x 12" Use w/ 5203KYY2 Bearing	AMAA39968	\$33.00
	Planters: 800, 900, 950, 955	Hub Cap	AM224066C1	\$4.15
	800 and 900 Cyclo main wheel drive chain on trailing planters ASN 14501	Chain, Type 2050, 56 links Includes connector link	AMAA22372	\$15.00
	Cyclo output speed drive chain	Chain, 44 links Includes connector link	AMAA21483	\$7.00
	Planters: 1200, 1200PT, 1210, 1220, 1230, 1240, 1250, 1255, 1265	Solenoid, Flow Control Valve Replaces 87775314	AM188105A1	\$70.00
	Air Seeders: SDX30, SDX40	Xtreme Cruiser Set of 2, Cast Spiked Closing Wheel 14 Tooth Includes Spacing Washers	AMX55063	\$283.00
	Air Seeders: SDX30, SDX40	Furrow Cruiser Set of 2 For Planters w/ "V" Style Closing System	AMX55061	\$244.50
		Furrow Cruiser Set of 2 For Shallow Depth Planting, Vegetables, Sugar Beets and Cotton	AMX55066	\$228.00
	Air Seeders: SDX30, SDX40	Furrow Cruiser Insert Set of 2 For Planters w/ "V" Style Closing System	AMX55062	\$148.50
		Furrow Cruiser Insert Set of 2 For Shallow Depth Planting, Vegetables, Sugar Beets and Cotton	AMX55068	\$138.00
	Planters: 1200, 1200PT, 1210, 1220, 1225, 1230, 1240, 1250, 1260, 2150	Electric Module	AM87601142	\$46.00
	Planter: 900, Grain Drills: 30, 40, 400, 500, 500DS, 700, 5000, 5500, 6200, 7200, (ATX400, ATX700 BSN Y9S003001), SDX30, SDX40	Riser Tube w/ Flange	AMGP-103	\$240.00
	Grain Drill: 30, 40, 400, 5000, (SDX30, SDX40 - Tow-Between)	Air Hose Coupling Kit Stainless Steel Includes (2) 3 Port Couplers	AMX55110	\$319.00
	Grain Drills: 30, 40, 400, 5000, ATX400 BSN Y9S003001, (SDX30, SDX40 - Tow-Between)	Quick Connect Coupler Assembly, Applicator Side 3 Port Coupler	AMGD-672A	\$175.00
	Grain Drills: 30, 40, 400, 5000, 5500, ATX400 BSN Y9S003001, SDX30, SDX40	Quick Connect Coupler Assembly, Cart Side 3 Port Coupler	AMGD-673	\$161.00

Planter & Grain Drill Parts



Planter and Grain Drill Parts for New Holland®

Application	Description	Part Number	Retail Price
	Planters: SP280, SP380, SP480, SP580 Disc Opener Assembly, 14" x 3.50 mm, Right Hand Bellota®, Taper is on opposite side of hub	AM90851C92	\$36.00
	Disc Opener Assembly, 14" x 3.50 mm, Left Hand Bellota®, Taper is on same side as hub	AM90850C92	\$36.00
	Planters: SP280, SP380, SP480, SP580 Models Prior to 2012 can be updated to this blade using AM107-111D Cover and 5/8" x 2" Bolts	AM84416318	\$40.00
	Disc Opener Assembly, 14" x 4.50 mm Bellota®, Double Bevel, Leading Opener w/ Heavy Duty Bearing	AM84416319	\$40.00
	Planters: SP280, SP380, SP480, SP580 - w/ Seed and Fertilizer Openers Disc Opener Bearing, 204 Series 0.628" ID, 1.782" OD	AMAA21480	\$6.85
	Planters: SP280, SP380, SP480, SP580 Covering Disc Assembly 8" Diameter, 0.118" Thickness	AM1277891C91	\$30.00
	Planters: SP280, SP380, SP480, SP580 Gauge Wheel Assembly, 4.50" x 15.50"	AM225349A1	\$94.50
	Grain Drills: (P2050, SD440A BSN Y9S003001), P2060 ASN Y9S003001, P2070, P2080, P2082, P2085, SD440, SD550 Riser Tube w/ Flange	AMGP-103	\$240.00
	Grain Drills: (P2050, SD440A (BSN Y9S003001), SD440 Air Hose Coupling Kit Stainless Steel Includes (2) 3 Port Couplers	AMX55110	\$319.00
	Grain Drills: (P2050, SD440A ASN Y9S003001), SD440 Quick Connect Coupler Assembly, Applicator Side 3 Port Coupler	AMGD-672A	\$175.00
	Grain Drills: P2050 ASN Y9S003001, SD440, SD440A BSN Y9S003001 Quick Connect Coupler Assembly, Cart Side 3 Port Coupler	AMGD-673	\$161.00

Grain Drill Parts for Landoll®















Application	Description	Part Number	Retail Price
5210, 5211, 5530, 5531, 5540, 5550	Disc Opener Assembly, 15.75" x 3.50 mm	AM143880	\$62.50

Grain Drill Parts for Sunflower®




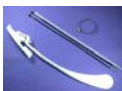




Application	Description	Part Number	Retail Price
(9100, 9200, 9300, 9400 BSN 18358 Prior to 2001 w/ Offset Openers)	Seed Disc Opener Assembly, 15" Bellota®	AMSN7261	\$39.00
 (9100, 9200, 9300, 9400 ASN 18358 2001 and Later w/ Offset Openers)	Seed Disc Opener Assembly, 15" Bellota®	AMSN9753N	\$39.00
 (9100, 9200, 9300, 9400 ASN 18358 2001 and Later w/ Offset Openers)	Seed Disc Opener, 15" Bellota®, Blade Only	AMSN9752N	\$24.00

Planter & Grain Drill Parts







Planter and Grain Drill Parts for Great Plains®

	Application	Description	Part Number	Retail Price
	Grain Drills	Drill Disc Assembly, 13.50" x 4 mm Bellota®, w/ 205 Bearing	AM107-138S	\$34.50
		Drill Disc Assembly, 13.50" x 3 mm Bellota®, w/ 205 Bearing	AM107-135S	\$33.50
	Planters: Late Model Row Units 1999 and Later, Grain Drills: Late Model 1999 and Later w/ Heavy Duty HD00, HD10, 15 and 25 Series Openers	Disc Opener Assembly, 15" x 4 mm Bellota®, HD, w/ 205 Series Bearing (5/8" ID)	AM820-287C	\$40.00
	Planters: Most Models, Grain Drills: Early Models w/ 13.50" Double Disc Openers Replaces 820-003C, 822011C	Disc Opener Bearing, 204 Series 0.628" ID, 1.782" OD	AMAA21480	\$6.85
	Grain Drills	Disc Opener Bearing, 205 Series 3/4" ID, 2.09" OD For Early 15" Disc Openers	AM188-007V	\$7.00
	Grain Drills	Double Disc Opener Bearing 205 bearing w/ 5/8" ID hole Replaces GD8188	AM188-001V	\$10.00
	Grain Drills	Cap Required when replacing 204 bearing assembly w/ 205 bearing assembly	AM107-111D	\$2.25
	Grain Drills: YP30, YP40, YP425A (4 Row Pull-Type Yield Pro Sugar Beet), YP425A3P, YP625A, YP625A3P, YP825A, YP825A3P (8 Row 3-Point Mounted Yield Pro), YP825AR, YP1225, YP1225A, YP1625, YP1625A, YP2425, YP2425A	Gauge Wheel Tire, 3" x 16" Carlisle® Replaces A75374, A84349	AMA85133	\$50.00
		Gauge Wheel Tire, 3" x 16" Solid Urethane, Extended Wear Replaces A75374, A84349	AMA85133U	\$59.00
	Grain Drills	Smooth Crown Tire, 2" x 13"	AMX55026	\$27.00
	Grain Drills	Wheel, 2" x 13" w/ Nylon Wheels and Stem Bearings	AM814-157CN	\$100.00
	Grain Drills	Press Wheel, 3" x 13" Includes Single Rib Tire, Nylon Wheel Halves and Bearing	AM814-158C	\$123.50
	Grain Drills: Models Prior to 1997 w/ 2x13, 3x13 or 3x14 Press Wheels, Models 1984 and Later w/ 4x12 Press Wheels	Press Wheel Bearing 0.72" Wide, 0.625" ID (2) Required	AM822-095C	\$5.00
	Grain Drills	Gauge Wheel Assembly, 4.50" x 16" Carlisle®, Spoked	AMX55039	\$172.00
		Gauge Wheel Assembly, 3" x 16" Carlisle®, Spoked	AMX55041	\$159.00
	YP Grain Drills Replaces 814-260C	Gauge Wheel Assembly, Narrow 3" x 16"	AMAA66988	\$122.25
		Gauge Wheel Assembly, Narrow 3" x 16" Solid Urethane Tire	AMAA66988U	\$150.00
	YP Grain Drills Replaces 814-173C	Gauge Wheel Assembly, 4.50" x 16" w/ AMAN212132 bearing	AMAA66604	\$150.00
		Gauge Wheel Assembly, 4.50" x 16" Solid Urethane Tire	AMAA66604U	\$173.00
	YP Grain Drills	Rim, Plastic	AMA85134	\$17.00


Planter & Grain Drill Parts

	Application	Description	Part Number	Retail Price	
	YP Grain Drills	Rim, Steel	AMA85104	\$20.75	
	For 2" x 13" and 3" x 13" Press Wheels Built 1997 and Later	Double Row Ball-Bearing, 40 mm For 4" x 16" wheel assemblies	AMAN212132	\$8.00	
	Grain Drills	Packer Wheel, 1" x 10" Stem type bearing	AM199-009C	\$40.00	
 	YP Grain Drills	Keeton® Seed Firmer	w/ Standard Dry Tail	AMX55018	\$44.50
		Seed Tube Mount	w/ Standard Liquid Tail	AMX55019	\$45.00
	Grain Drills	Scraper, Slotted For 13.50" Disc Openers	AM107-113D	\$3.00	
	Planters	Xtreme Cruiser Set of 2, Cast Spiked Closing Wheel 14 Tooth Includes Spacing Washers	AMX55063	\$283.00	
	Grain Drills: 2N-2410, 2N-3010, 2S-2600HD, 2S-2600F, 2SF24, 2SF30, 2SNG24, 1005NT, 1006NT, 1007NT, 1200, 1205NT, 1206NT, 1300EWD, 1500, 1510HDP, 1510P, 1520P, 2000, 2010P, 2015P, 2020P, 2025F, 2025P, 2400, 2410, 2410P, 2420, 2420P, 2510HDP, 2515P, 2520F, 2520P, 2525A, 2525F, 2525P, 2700	Rubber Seed Flap	AM816-302C	\$2.25	










Grain Drill Parts for Tye®

	Application	Description	Part Number	Retail Price
	Grain Drills	Disc Opener Assembly, 13.50"	AM540-012	\$41.00
	Models w/ Conventional Grain Drill Double Disc Openers	Disc Opener Bearing, 204 Series 0.628" ID, 1.782" OD	AMAA21480	\$6.85
	Grain Drills	Packer Wheel, 1" x 10" w/ 1/2" ID Bearing	AM501-006	\$24.95
	2015, 2020	Closing Wheel Tire, 1" x 12"	AMAA22325	\$11.00
	Grain Drills	Bearing w/ Sleeve Stem Type	AMAA38106	\$10.00
	Grain Drills	Bearing Stem Type	AMAN131668	\$11.15


Planter & Grain Drill Parts

Application	Description	Part Number	Retail Price
 For Gauge Wheel Assembly	Stem Bearing Bushing Use w/ AMAN131668 Stem Bearing or AMAA35741 Stem Bearing w/ Hole	AMA25915	\$2.30






Sensors—Seed Flow and Population

Application	Description	Part Number	Retail Price
 Planters: Case IH® 800, 900, John Deere® 7000, 7100, 7200, 7300, Kinze®, White® 5100, 5400, 5700	Planter Seed Flow Sensor w/ 3 Amp Connector	AMAA27652	\$89.75
 Planters: Case IH® 800, 900, John Deere® 7000, 7100, 7200, 7300, Kinze®, White® 5100, 5400, 5700	Planter Seed Flow Sensor w/ Weather Pack Connector	AMX55005	\$90.00
 Planters: Case IH® 800, 900, John Deere® 7000, 7100, 7200, 7300, Kinze®, White® 5100, 5400, 5700	High Rate Planter Population Sensor w/ Weather Pack Connector	AMAA58293	\$57.25
 Grain Drills: Case IH®, CrustBuster®, Great Plains®, Hiniker®, John Deere®, Krause®, Marliss®, Sunflower®, Tye®, UFT® and many others	Grain Drill Seed Flow Sensor w/ Weather Pack Connector	AMX55034	\$97.00
 Grain Drills: CrustBuster®, John Deere® 750 (Prior to 1994), many other types of drills	Grain Drill Seed Flow Sensor w/ Weather Pack Connector	AMX55035	\$90.00
 Planters: John Deere® 1700, 1710, 1720, 1730, 1750, 1760, 1760NT, 1770, 1770NT, 1780, 1790, DB44, DB58, DB60, DB66, DB80, DB90, Grain Drills: Case IH®, CrustBuster®, Great Plains®, Hiniker®, John Deere® 455, 750, 1520, 1530, 1560, 1565, 1690, 1890, Krause®, Marliss®, Sunflower®, Tye®, UFT® and many other types of Drills and Air Seeders that use convoluted seed tubing	Grain Drill Population Sensor w/ Weather Pack Connector	AMAA38813	\$240.00
 Planters: Case IH®, New Holland®, John Deere®, Kinze®, White®, Grain Drills: Case IH®, Crust Buster®, New Holland®, Great Plains®, Hiniker®, John Deere®, Krause®, Marliss, Sunflower®, Tye®, UFT, and many other types of Grain Drills	High Rate Sensor Tester Tool For testing both seed flow sensors and population sensors, comes w/ standard Weather Pack Connector that is adaptable to a Cannon™ Sure Seal or a 3 Amp Connector, operates on a 9 volt battery (included)	AMX55033	\$228.00
 Planters: Case IH®, New Holland®, John Deere®, Kinze®, White®, Grain Drills: Case IH®, Crust Buster®, New Holland®, Great Plains®, Hiniker®, John Deere®, Krause®, Marliss, Sunflower®, Tye®, UFT, and many other types of Grain Drills	Adapter Weather Pack Connector to Cannon™ Sure Seal Connector	AMX55036	\$48.50
 Planters: Case IH®, New Holland®, John Deere®, Kinze®, White®, Grain Drills: Case IH®, Crust Buster®, Great Plains®, Hiniker®, John Deere®, Krause®, Marliss, Sunflower®, Tye®, UFT, and many other types of Grain Drills	Adapter Weather Pack Connector to 3 Amp Connector	AMX55037	\$43.00

No-Till Coulter Blades








Application	Description	Part Number	Retail Price
 John Deere® Planters: 7000, 7100, MaxEmerge™	Coulter Blade, 13 Wave 16" diameter, 3/4" wide, 0.190" thick, 6-hole pattern	AMA72677	\$38.00

Planter & Grain Drill Parts

	Application	Description	Part Number	Retail Price
	John Deere® Planters: MaxEmerge™ 2, MaxEmerge™ Plus, Pro, XP, XP Pro, Grain Drills: 1530, 1535	Coulter Blade, 13 Wave 16" diameter, 3/4" wide, 0.190" thick, 5-hole pattern, 4 3/4" bolt circle diameter	AMA72678	\$30.50
	Grain Drills: Great Plains®, Case IH® 5400, John Deere® 1570, Krause®, Yetter®, No-Till Coulters: Yetter®, Kinze®	Coulter Blade, 13 Wave 16" diameter, 3/4" wide, 0.190" thick, 4-hole pattern	AMA72694	\$46.00
	John Deere® Planters: MaxEmerge™ 2, MaxEmerge™ Plus, Pro, XP, XP Pro John Deere® Grain Drills: 1530, 1535	Coulter Blade, 18 Wave 16" diameter, 0.157" thick, 5-hole pattern, 4 3/4" bolt circle diameter	AMA72360	\$44.00
	John Deere® Planters: 7000, 7100, MaxEmerge™, MaxEmerge™ Plus, Pro, Pro XP	Coulter Blade, 25 Wave 16" diameter, 0.190" thick, 6-hole pattern, 3 1/2" bolt circle diameter	AMA72679	\$41.00
	John Deere® Planters: MaxEmerge™ 2, MaxEmerge™ Plus, Pro, XP, XP Pro, Grain Drills: 1530, 1535	Coulter Blade, 25 Wave 16" diameter, 5/8" wide, 0.190" thick, 5-hole pattern, 4 3/4" bolt circle diameter	AMA72680	\$43.00
	John Deere® Planters: 1530, 1535, MaxEmerge™ 2, MaxEmerge™ Plus, Pro, XP, XP Pro	Coulter Blade, Fluted 16" diameter, 0.157" thick, 6-hole pattern	AMA73910	\$32.00

Commodity Cart Parts







Meter Housing and Components

	Application	Description	Part Number	Retail Price
	Case IH® 2280, 2330, 3380, 3430, ADX3360, ADX3380, ADX3430, Flexi-Coil® 2850, 3350, 3450, 3850, 4350, New Holland® P1030, P1040, P1050, P1060, SC380, SC430	Meter Housing	AMGL-400A	\$3,145.00
	Flexi-Coil® 1330, John Deere® 787	Meter Housing For 6 Run System	AMX55104	\$2,778.00
	Flexi-Coil® 1720, 2320, John Deere® 787 (Excluding 130 Bushel Cart)	Meter Housing For 8 Run System Replaces GH-128A, NAGH152A	AMGH-661A	\$3,145.00
	John Deere® 1900*, 1910 *For 270 Bushel Tow-Between	Meter Roll Shaft 7/8" Hex Shaft Diameter, Stainless Steel	AMA57211	\$279.00
	John Deere® 1900 ASN 685195 for Tow-Behind or ASN 685240 for Tow-Between, 1910, C650, C850	Meter Mount Plate	AMAA50064	\$690.00
	John Deere® 1900 ASN 685195 for Tow-Behind or ASN 685240 for Tow-Between, 1910, C650, C850	Top Meter Housing Seal Replaces A62773	AMA70600	\$96.00
	John Deere® 1900, 1910, C650, C850	Half Width Disconnect Kit	AMX55073	\$536.00







Commodity Cart Parts

Planter & Grain Drill Parts







Commodity Cart Parts

	Application	Description	Part Number	Retail Price
	John Deere® 1900, 1910, C650, C850	Hydraulic Motor Mounting Kit Side Mount Stainless Steel Bracket For mounting motor to side of meter housing if you have hydraulic drive or are converting to hydraulic drive	AMX55075	\$690.00
	John Deere® 1900, 1910, C650, C850	Drive Bushing Will Not Fit OEM Meter Housings	AMA92922	\$30.00
	Morris® 6000 Series	Metering Wheel Calibrator 3" Wide	AMN19070	\$31.00
	Morris® 6000 Series	Section Shut-Off Plate Stainless Steel	AMN19407	\$16.00
	Morris® 6000 Series	Meter Housing Stainless Steel For 6 Run System Includes Mounting Hardware and Seals	AMN19490	\$1,779.00
	Morris® 6000 Series	Meter Housing Stainless Steel For 8 Run System Includes Mounting Hardware and Seals	AMN19686	\$1,855.00
	Morris® 6000 Series	Shim Stainless Steel 1/8" Thick	AMX55118	\$22.00
	Morris® 6000 Series	Shim Stainless Steel 1/4" Thick	AMX55119	\$29.00
	Morris® 7000 Series	Meter Box Stainless Steel For 8 Run System Includes Mounting Hardware and Seals	AMN28928	\$1,692.00
	Morris® 7000 Series	Metering Wheel Calibrator For #7 Wheel 1.75" Wide	AMN27087	\$31.00
	Morris® 7000 Series	Metering Wheel Calibrator For #8 Wheel 2" Wide	AMN27088	\$31.00
	Morris® 7000 Series	Metering Wheel Calibrator For #9 Wheel 2.25" Wide	AMN27089	\$31.00
	Morris® 7000 Series	Metering Wheel Calibrator For #10 Wheel 2.50" Wide	AMN27090	\$31.00
	Morris® 7000 Series	Metering Wheel Spacer Plate Stainless Steel For #9 Wheel - Single, Left 1/4" Thick	AMN27099	\$22.00

Planter & Grain Drill Parts


	Application	Description	Part Number	Retail Price
	Morris® 7000 Series	Meter Box Section Shut-Off Plate Stainless Steel	AMN27605	\$16.00
	Morris® 7000 Series	Metering Wheel Spacer Plate Stainless Steel 1/8" Thick	AMX55120	\$22.00
	Morris® 8000 Series	Meter Housing Stainless Steel Includes Clamping Bracket, Shut-Off Gates, Mounting Hardware and Seals	AMN37131	\$3,601.00
	Morris® 8000 Series Tow-Between Excluding 8000XL Series	Collector Spacer Stainless Steel Includes Mounting Hardware and Seals	AMN37865	\$439.00
	Morris® 8000 Series	Meter Housing Cleanout Door Stainless Steel	AMN42135	\$230.00
	Morris® 8000XL Series, 9000 Series	Meter Housing Stainless Steel Includes Clamping Bracket, Shut-Off Gates, Mounting Hardware and Seals	AMN40671	\$3,601.00

Air System Parts—Distributors, Plenums and Tubes

	Application	Description	Part Number	Retail Price
	Case IH® 3380, 3430, 3580, ADX3360, ADX3380, ADX3430, Flexi-Coil® 3450, 3850, 4350, New Holland® P1050, P1060, P1070, SC380, SC430	Transition Y Tube Converts 3 Tank Cart to Fixed Single ShootReplaces the three outlet valves. Will also require AMX55109 Transition Y Tube to use on second tank.	AMX55108	\$126.00
	Flexi-Coil® 1330, 1720, 1740, 2320, 2340, 2640, John Deere® 787	Transition Y Tube For Single Shoot Conversion Kit Replaces OEM Plastic Single Shoot or Double Shoot Switch	AMX55106	\$126.00
	Flexi-Coil® All Series	Splitter Tube 2 1/2" Inlet to (2) 1 3/4" Outlets	AMX55117	\$287.00
	John Deere® 1900, 1910	Double Shoot Air Plenum For Stationary Double Shoot System Replaces AA42574	AMAA48322	\$1,715.00
	John Deere® 1900, 1910	Pressure Inlet Tube, Stainless Steel 5.50" Long, 2.50" Diameter, 1" Straight Outlet For Two Tank or Third Tank Option w/ Stationary Single Shoot or Double Shoot Manifold Replaces A49581	AMAA57195	\$77.00
	John Deere® 1900 Single Shoot to Double Shoot Conversion, 1910	Pressure Inlet Tube, Stainless Steel 5.50" Long, 2.50" Diameter, 1" Angle Outlet For Two Tank or Third Tank Option w/ Stationary Single Shoot or Double Shoot Manifold	AMAA54440	\$77.00

Planter & Grain Drill Parts












Commodity Cart Parts

Application	Description	Part Number	Retail Price
 John Deere® 1900, 1910	Seed Delivery Formed Tube Upper Tube For Tow-Behind 350/430 Bushel w/ Stationary Double Shoot Manifold	AMA65348	\$171.00
	Seed Delivery Formed Tube Lower Tube For Tow-Behind 350/430 Bushel w/ Stationary Double Shoot Manifold	AMA65658	\$171.00
	Seed Delivery Formed Tube Upper Tube For Tow-Behind 270/340 Bushel w/ Stationary Double Shoot Manifold	AMA65347	\$171.00
	Seed Delivery Formed Tube Lower Tube For Tow-Behind 270/340 Bushel w/ Stationary Double Shoot Manifold	AMA65657	\$171.00
	Seed Delivery Formed Tube Upper Tube For Tow-Behind 195/250 Bushel w/ Stationary Double Shoot Manifold	AMA65140	\$171.00
	Seed Delivery Formed Tube Lower Tube For Tow-Behind 195/250 Bushel w/ Stationary Double Shoot Manifold	AMA65141	\$171.00
	Seed Delivery Formed Tube Upper Tube For Tow-Between 270 Bushel w/ Stationary Double Shoot Manifold	AMA65344	\$171.00
	Seed Delivery Formed Tube Lower Tube For Tow-Between 270 Bushel w/ Stationary Double Shoot Manifold	AMA65656	\$171.00
	Seed Delivery Formed Tube Upper Tube For Tow-Between 195/250 Bushel w/ Stationary Double Shoot Manifold	AMA64943	\$171.00
	Seed Delivery Formed Tube Lower Tube For Tow-Between 195/250 Bushel w/ Stationary Double Shoot Manifold	AMA64944	\$171.00
	Seed Delivery Formed Tube For Tow-Behind 270/340 Bushel w/ Stationary Single Shoot Manifold Replaces A60259	AMA63192	\$171.00
	Seed Delivery Formed Tube For Tow-Behind 195/250 Bushel w/ Stationary Single Shoot Manifold Replaces A60261	AMA63082	\$171.00
	Seed Delivery Formed Tube For Tow-Between 270/340 Bushel w/ Stationary Single Shoot Manifold Replaces A59204	AMA63186	\$171.00
	Seed Delivery Formed Tube For Tow-Behind 350/430 Bushel w/ Stationary Single Shoot Manifold Replaces A60257	AMA63190	\$171.00

Prices subject to change without prior notice, and products with NLA in the price column are no longer available. The use of original equipment manufacturer (OEM) part numbers or trademarks, e.g. Case® and John Deere®, are for reference purposes only and for indicating product use and compatibility. Our company and the listed replacement parts contained herein are not sponsored, approved or manufactured by the OEM. All parts are New unless designated Reman in the description.
















Planter & Grain Drill Parts

Commodity Cart Parts






	Application	Description	Part Number	Retail Price
	John Deere® 1910	Seed Delivery Formed Tube Upper Tube For Tow-Between 350/430 Bushel w/ Stationary Double Shoot Manifold	AMA88196	\$171.00
		Seed Delivery Formed Tube Lower Tube For Tow-Between 350/430 Bushel w/ Stationary Double Shoot Manifold	AMA88197	\$171.00
	John Deere® 1910 Hydraulic Drive	Seed Delivery Formed Tube Lower Tube For Tow-Behind 550 Bushel w/ Stationary Double Shoot Manifold	AMA92243	\$171.00
	John Deere® 1910 Hydraulic Drive ASN 770100	Seed Delivery Formed Tube Lower Tube For Tow-Behind 550 Bushel w/ Stationary Double Shoot Manifold	AMA99547	\$171.00
	John Deere® 1910 Hydraulic Drive ASN 770100 w/ Single Shoot or Double Shoot Manifold	Seed Delivery Formed Tube Upper Tube for Double Shoot Manifold For Tow-Behind 550 Bushel	AMA99546	\$171.00
	John Deere® 1910* *Hydraulic Drive BSN 770101 w/ Single Shoot Manifold or All w/ Double Shoot Manifold	Seed Delivery Formed Tube Upper Tube for Double Shoot Manifold For Tow-Behind 550 Bushel	AMA92245	\$171.00
	John Deere® 1910* *All Ground Drive or 430 Bushel BSN 770101 w/ Hydraulic Drive or All 350 Bushel w/ Hydraulic Drive	Seed Delivery Formed Tube For Tow-Between 350/430 Bushel w/ Stationary Single Shoot Manifold	AMA88195	\$171.00
	John Deere® 1900, 1910	Seed Delivery Straight Tube 28.937" Long Third Tank Option for Stationary Single Shoot and Upper Tube for Double Shoot Manifold	AMA59348	\$40.00
		Seed Delivery Straight Tube 29.88" Long Third Tank Option for Stationary Single Shoot and Lower Tube for Double Shoot Manifold	AMA59347	\$40.00
	John Deere® 1900, 1910 - w/ Stationary Single Shoot and Double Shoot Manifolds	Seed Delivery Straight Tube 48.58" Long, 4" Diameter For Stationary Single Shoot and Upper Tube for Double Shoot Manifold	AMA59345	\$70.00
	John Deere® 1900, 1910* *Ground Drive - Lower for Double Shoot Manifold or Hydraulic Drive and Upper for Double Shoot Manifold	Seed Delivery Straight Tube 47.638" Long For Stationary Double Shoot Manifolds	AMA59346	\$70.00
	John Deere® 1900, 1910* *Will fit a 1910 if the Commodity Cart fits one of the following criteria: - Ground Drive, Liquid Option - 340/430 Bushel Tow-Behind and 430 Bushel Tow-Between - Hydraulic Drive - 430 Bushel Tow-Between	Seed Delivery Straight Tube Upper Tube 69.291 Long For Stationary Double Shoot Manifold	AMA86913	\$78.00
	John Deere® 1900, 1910* *Will fit a 1910 if the Commodity Cart fits one of the following criteria: - Ground Drive, Liquid Option - 430 Bushel Tow-Between and 340/430 Tow-Behind - Hydraulic Drive - 430 Bushel Tow-Between and 340/430 Tow-Behind w/ Stationary Single Shoot Manifold - Hydraulic Drive - 430 Bushel Tow-Between w/ Double Shoot Manifold	Seed Delivery Straight Tube 70.276" Long Lower Tube for Double Shoot Manifold	AMA86914	\$78.00

Planter & Grain Drill Parts







Commodity Cart Parts

	Application	Description	Part Number	Retail Price
	John Deere® 1910 Hydraulic Drive	Seed Delivery Straight Tube Lower Tube For Tow-Between 350/430 Bushel w/ Stationary Double Shoot Manifold	AMA92238	\$70.00
		Seed Delivery Straight Tube Lower Tube 42.972" Long For Tow-Behind 550 Bushel w/ Stationary Single Shoot or Double Shoot Manifold	AMA92241	\$70.00
		Seed Delivery Straight Tube, Stainless Steel 42.972" Long, 3" Diameter For 550 Bushel Tow-Behind (16) Required	AMA99255	\$184.00
		Seed Delivery Straight Tube, Stainless Steel Upper Tube for Double Shoot Manifold 42.028" Long, 3" Diameter For 550 Bushel Tow-Behind (16) Required	AMA99256	\$184.00
	John Deere® 1910 Hydraulic Drive	Straight Tube Bushing, Stainless Steel 5.50 Long, 2.50" Diameter For Two Tank or Third Tank Option	AMA72998	\$16.00
	John Deere® 1910 ASN 740100 w/ Ground Drive	Manifold Tube Use w/ Stationary Single Shoot or Double Shoot Manifold For New Style Tower Replaces A89483	AMAA76331	\$183.00
	Morris® All Series	Flat Distributor, 7 Outlet	AMN31187	\$430.00
		Flat Distributor, 8 Outlet	AMN31188	\$439.00
		Flat Distributor, 9 Outlet	AMN31189	\$447.00
		Flat Distributor, 10 Outlet	AMN31190	\$456.00
		Flat Distributor, 11 Outlet	AMN42274	\$465.00
	Morris®: All Series	Seed Delivery Dimpled Tube	AMN15135	\$139.00
	Morris® 6240, 6300	Seed Delivery Formed Tube	AMN21235	\$171.00
	Morris® 7000 Series Tow-Between, 8370 Double Shoot	Seed Delivery Formed Tube, Stainless Steel 31.125" Long	AMN28825	\$42.50
	Morris® 7130, 7180 Tow-Behind	Seed Delivery Formed Tube, Stainless Steel 79" Long	AMN27330	\$184.00
	Morris® 7130, 7180 Tow-Between, 7252	Seed Delivery Formed Tube, Stainless Steel 43.75" Long	AMN27045	\$171.00
	Morris® 7240 Tow-Between	Seed Delivery Formed Tube, Stainless Steel 55.75" Long	AMN27050	\$161.00
	Morris® 7240, 7300 Tow-Behind	Seed Delivery Formed Tube, Stainless Steel 112.00" Long	AMN27345	\$204.00
	Morris®: 7240, 7300	Seed Delivery Formed Tube, Stainless Steel Replaces N27640	AMN27340	\$171.00
	Morris® 7252 Tow-Behind	Seed Delivery Formed Tube, Stainless Steel 47 29/32" Long	AMN31536	\$171.00
	Morris® 7252 Tow-Between	Seed Delivery Formed Tube, Stainless Steel 57" Long	AMN31537	\$77.00
	Morris® 7252 Tow-Between, Double Shoot	Seed Delivery Formed Tube, Stainless Steel 87" Long	AMN31539	\$118.00

Planter & Grain Drill Parts

	Application	Description	Part Number	Retail Price
	Morris® 8240, 8300, 8336	Seed Delivery Formed Tube, Stainless Steel	AMN36281	\$171.00
	Morris® 8336	Seed Delivery Formed Tube, Stainless Steel	AMN36283	\$171.00
	Morris® 8370	Seed Delivery Formed Tube, Stainless Steel	AMN37794	\$171.00
	Morris® 8370	Seed Delivery Formed Tube, Stainless Steel	AMN37796	\$171.00
	Morris® 8370	Seed Delivery Formed Tube, Stainless Steel	AMN37875	\$171.00
	Morris® 8630	Seed Delivery Formed Tube, Stainless Steel	AMN42531	\$171.00
	Morris® 8630	Seed Delivery Formed Tube, Stainless Steel 63.25" Long	AMN44574	\$86.00
		Seed Delivery Formed Tube, Stainless Steel 39.50" Long	AMN45185	\$54.00
		Seed Delivery Formed Tube, Stainless Steel 23" Long	AMN45190	\$31.00

Air System Parts—Manifold Components

	Application	Description	Part Number	Retail Price
	Case IH® 2230, (2280, 2330 - Two Tank), (3380, 3430 - Three Tank), 3580, ADX2180, ADX2230, ADX3260, ADX3360, ADX3380, ADX3430, Flexi-Coil® 1740, 2340, 2640, (2850, 3350 - Two Tank), (3174, 3234 - Third Tank on 40 Series Cart), 3450, 3850, 4350 Three Tank, New Holland® (P1030, P1040 - Two Tank), (P1050, P1060 - Three Tank), P1070, SC180, SC230, SC260, SC380, SC430	Center Manifold Outlet	AMGL-443	\$213.00
	Case IH® 2230, 2280 Two Tank, 2330, (3380, 3430, 3450 - Three Tank), 3580, ADX2180, ADX2230, ADX3260, ADX3360, ADX3380, ADX3430, Flexi-Coil® 1740, 2340, 2640, (2850, 3350 - Two Tank), (3174, 3234 - Third Tank on 40 Series Cart), 3450, 3850, 4350, New Holland® (P1030, P1040 - Two Tank), (P1050, P1060 - Third Tank), P1070, SC180, SC230, SC260, SC380, SC430	Center Mount Transition Manifold	AMGL-442	\$128.00
	Case IH® 2230, 2280, 2330, 3380, 3430, 3580, ADX2180, ADX2230, ADX3260, ADX3360, ADX3380, ADX3430, Flexi-Coil® 1740, 2340, 2640, 2850, (3174, 3234 - Third Tank on 40 Series Cart), 3350, 3450, 3850, 4350, New Holland® P1030, P1040, P1050, P1060, P1070, SC180, SC230, SC260, SC380, SC430	Intermediate Manifold Upper Manifold for Double Shoot or Triple Shoot Option	AMGL-448	\$534.00
	Case IH® 2280, 2330, Flexi-Coil® 2850, 3350, New Holland® P1030, P1040	Center Manifold For 2 Tank Setup w/ Hydraulic Lift	AM87616668	\$1,926.00
	Case IH® 2280, 2330, 3380, 3430, 3580, ADX3360, ADX3380, ADX3430, Flexi-Coil® 2850, 3350, 3450, 4350, New Holland® P1030, P1040, P1050, P1060, P1070, SC380, SC430	Intermediate Manifold Lower Manifold	AMGL-447	\$577.00
	Case IH® (2280, 2330 - Two Tank), (3380, 3430 - Three Tank), 3580, ADX3360, ADX3380, ADX3430, Flexi-Coil® (2850, 3350 - Two Tank), 3450, (3850, 4350 - Three Tank), New Holland® (P1050, P1060 - Three Tank), P1070, SC380, SC430	Center Manifold Carrier Bracket	AMGL-444	\$375.00

Planter & Grain Drill Parts








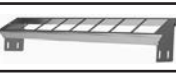






Commodity Cart Parts

	Application	Description	Part Number	Retail Price
	Case IH® 2330, 3380, 3430, 3580, ADX3360, ADX3380, ADX3430, Flexi-Coil® 2850, 3350, 3450, 3850, 4350, New Holland® P1030, P1040, P1050, P1060, P1070, SC380, SC430	Intermediate Manifold Bracket	AMX55107	\$625.00
	Case IH® (3380, 3430 - Three Tank), ADX3360, ADX3380, ADX3430, Flexi-Coil® (3450, 3850 - Three Tank), New Holland® (P1050, P1060 - Three Tank), SC380, SC430	Center Manifold For Double Shoot Manifold	AMGL-440	\$1,953.00
	Case IH® (3380, 3430 - Three Tank), ADX3360, ADX3380, ADX3430, Flexi-Coil® (3450, 3850 - Three Tank), New Holland® (P1050, P1060 - Three Tank), SC380, SC430	Center Manifold For Triple Shoot Manifold	AMGL-441	\$1,260.00
	Flexi-Coil® 1100, 1110	Bypass Manifold For 5 Run System w/ Double Shoot Manifold	AMGD-233	\$323.00
	Flexi-Coil® 1100, 1110, 1115	Front Manifold Assembly For 5 Run System	AMGD-232	\$338.00
		Rear Manifold Assembly For 5 Run System	AMGD-229	\$338.00
	Flexi-Coil® 1100, (1110, 1115 - w/ Double Shoot Manifold), (1610 Plus, 1615 Plus - w/ Double Shoot Diverter Valve Option)	Bypass Manifold For 3 Run System	AMGD-148	\$258.00
	Flexi-Coil® 1100, (1110, 1115 - w/ Double Shoot Manifold), (1610 Plus, 1615 Plus - w/ Double Shoot Diverter Valve Option)	Bypass Manifold For 4 Run System	AMGD-149	\$290.00
	Flexi-Coil® 1100, 1110, 1115, (1610 Plus, 1615 Plus - Tow-Between w/ Double Shoot Diverter Valve Option)	Front Manifold Assembly For 3 Run System	AMGD-145	\$264.00
		Rear Manifold Assembly For 3 Run System	AMGD-144	\$264.00
	Flexi-Coil® 1100, 1110, 1115, (1610 Plus, 1615 Plus - Tow-Between w/ Double Shoot Diverter Valve Option)	Front Manifold Assembly For 4 Run System	AMGD-147	\$306.00
		Rear Manifold Assembly For 4 Run System	AMGD-146	\$306.00
	Flexi-Coil® 1330, 1330 Plus, 1330.B, John Deere® 787 (130 Bushel Cart)	Center Manifold Assembly Replaces NAGH717	AMGH-717	\$1,195.00
	Flexi-Coil® 1330, 1330 Plus, 1330.B, John Deere® 787 (130 Bushel Cart)	Manifold Transition Channel Replaces NAGH743	AMGH-743	\$69.00
	Flexi-Coil® 1330, 1330 Plus, 1330.B, John Deere® 787 (130 Bushel Cart)	Manifold Outlet Channel Replaces NAGH744	AMGH-744	\$369.00
	Flexi-Coil® 1600, 1610, 1615, John Deere® 777 (160 Bushel Cart)	Front Manifold Assembly For 4 Run System Replaces NAGD545	AMGD-545	\$287.00
		Rear Manifold Assembly For 4 Run System Replaces NAGD544	AMGD-544	\$287.00

Prices subject to change without prior notice, and products with NLA in the price column are no longer available. The use of original equipment manufacturer (OEM) part numbers or trademarks, e.g. Case® and John Deere®, are for reference purposes only and for indicating product use and compatibility. Our company and the listed replacement parts contained herein are not sponsored, approved or manufactured by the OEM. All parts are New unless designated Reman in the description.










Planter & Grain Drill Parts

Commodity Cart Parts

	Application	Description	Part Number	Retail Price
	Flexi-Coil® 1600, 1610, 1615, John Deere® 777 (160 Bushel Cart)	Front Manifold Assembly For 5 Run System Replaces NAGD547	AMGD-547	\$317.00
		Rear Manifold Assembly For 5 Run System Replaces NAGD546	AMGD-546	\$317.00
	Flexi-Coil® 1600, 1610, 1615, John Deere® 777 (160 Bushel Cart)	Front Manifold Assembly For 6 Run System Replaces NAGD549	AMGD-549	\$348.00
		Rear Manifold Assembly For 6 Run System Replaces NAGD548	AMGD-548	\$348.00
	Flexi-Coil® 1600, 1610, 1615, John Deere® 777 (160 Bushel Cart)	Front Manifold Assembly For 8 Run System Replaces NAGD644	AMGD-644	\$378.00
		Rear Manifold Assembly For 8 Run System Replaces NAGD643	AMGD-643	\$378.00
	Flexi-Coil® 1600, 1610, 1615, John Deere® 777 (160 Bushel Cart)	Bypass Manifold For 4 Run System w/ Double Shoot Manifold Replaces NAGH640	AMGD-640	\$272.00
	Flexi-Coil® 1600, 1610, 1615, John Deere® 777 (160 Bushel Cart)	Bypass Manifold For 5 Run System w/ Double Shoot Manifold Replaces NAGH641	AMGD-641	\$302.00
	Flexi-Coil® 1600, 1610, 1615, John Deere® 777 (160 Bushel Cart)	Bypass Manifold For 6 Run System w/ Double Shoot Manifold Replaces NAGH642	AMGD-642	\$334.00
	Flexi-Coil® 1720, 2320, John Deere® 787 Excluding 130 Bushel Cart	Intermediate Manifold Bracket	AMX55105	\$625.00
	Flexi-Coil® 1720, 2320, John Deere® 787 Excluding 130 Bushel Cart	Front Manifold Outlet Channel Replaces NAGH242	AMGH-242	\$172.00
	Flexi-Coil® 1720, 2320, John Deere® 787 Excluding 130 Bushel Cart	Transition Manifold Top Channel Replaces NAGH209	AMGH-209	\$79.00
	Flexi-Coil® 1720, 2320, John Deere® 787 Excluding 130 Bushel Cart	Center Manifold Assembly Replaces NAGH172	AMGH-172	\$1,692.00
	Flexi-Coil® 1720, 2320, John Deere® 787 Excluding 130 Bushel Cart	Intermediate Manifold Replaces NAGH165	AMGH-165	\$369.00
	Flexi-Coil® 1720, 2320, John Deere® 787 Excluding 130 Bushel Cart	Double Shoot Intermediate Manifold Upper Manifold For Double Shoot Option Replaces NAGH169	AMGH-169	\$369.00
	John Deere® 1900	Stationary Single Shoot Manifold Plate For 6 Run System Use w/ AMAA52645 Bottom Manifold Plate	AMA62025	\$253.00
	John Deere® 1900	Double Shoot Manifold Bracket For Stationary Double Shoot Manifold	AMAA60889	\$618.00
	John Deere® 1900 Tow-Between	Bottom Manifold Plate For Stationary Single Shoot or Stationary Double Shoot Manifold	AMAA52645	\$273.00

Planter & Grain Drill Parts


















Commodity Cart Parts

	Application	Description	Part Number	Retail Price
	John Deere® 1900 Single Shoot to Double Shoot Conversion, 1910	Bottom Manifold Plate Bracket For Stationary Single Shoot or Stationary Double Shoot Manifold	AMA69543	\$33.00
	John Deere® 1900 Single Shoot to Double Shoot Conversion, 1910 BSN 735101 w/ Ground Drive	Double Shoot Manifold Bracket Use w/ AMA69443 Bottom Manifold Plate For Stationary Double Shoot Manifold	AMAA60888	\$345.00
	John Deere® 1900 Single Shoot to Double Shoot Conversion, 1910, C650, C850	Manifold Plate Seal	AMA70821	\$48.50
	John Deere® 1900, 1910	Manifold Spacer Plate For 4 Run Stationary Single Shoot Manifolds	AMA63064	\$124.00
	John Deere® 1900, 1910	Slide Stop Bracket, Right Hand For Stationary Double Shoot or Premium 8 Run Manifold	AMA64920	\$31.00
	John Deere® 1900, 1910	Double Shoot Manifold Cover For 6 Run Center Plate	AMAA48755	\$145.00
	John Deere® 1900, 1910	Manifold Cover 8 Run Center Cover Plate For Stationary Single Shoot or Stationary Double Shoot Manifolds	AMAA48753	\$24.00
	John Deere® 1900, 1910	Slide Stop Bracket, Left Hand For Stationary Double Shoot or Premium 8 Run Manifold	AMAA50030	\$52.00
	John Deere® 1900, 1910	Lower Hardware Kit Includes Stainless Steel Hardware for Bottom of Meter and Below Long Carriage Manifold Bolts Not Included For Single Shoot Manifold Systems (1) Required per Tank	AMX55079	\$134.00
	John Deere® 1900, 1910	Lower Hardware Kit Includes Stainless Steel Hardware for Bottom of Meter and Below Long Carriage Manifold Bolts Not Included For Double Shoot Manifold Systems (1) Required per Tank	AMX55081	\$55.00
	John Deere® 1900, 1910	Manifold Bolt Kit For Double Shoot Manifold (1) Required per Run	AMX55082	\$38.00
	John Deere® 1900, 1910* *Will fit a 1910 if the Commodity Cart fits one of the following criteria: - Ground Drive - All Single Shoot Manifold or ASN 735100 w/ Double Shoot Manifold - Hydraulic Drive - All Models	Manifold Spacer Plate	AMA63066	\$101.00
	John Deere® 1900, 1910 BSN 735101 w/ Ground Drive	Manifold Spacer Plate For 3 Run Stationary Single Shoot Manifolds	AMA63063	\$149.00
	John Deere® 1900, 1910 BSN 735101 w/ Ground Drive	Manifold Spacer Plate For 5 Run Stationary Single Shoot Manifolds	AMA63065	\$121.00
	John Deere® 1900, 1910 BSN 735101 w/ Ground Drive	Manifold Spacer Plate For 7 Run Stationary Single Shoot Manifolds	AMA63067	\$100.00

Prices subject to change without prior notice, and products with NLA in the price column are no longer available. The use of original equipment manufacturer (OEM) part numbers or trademarks, e.g. Case® and John Deere®, are for reference purposes only and for indicating product use and compatibility. Our company and the listed replacement parts contained herein are not sponsored, approved or manufactured by the OEM. All parts are New unless designated Reman in the description.







Planter & Grain Drill Parts

Commodity Cart Parts




	Application	Description	Part Number	Retail Price
	John Deere® 1900, 1910 BSN 735101 w/ Ground Drive	Manifold Spacer Plate Collection Pan Mount, 3 Run to 7 Run For Stationary Single Shoot Manifolds	AMA63068	\$78.00
	John Deere® 1900, 1910 Ground Drive	Double Shoot Manifold Cover For 3 Run Center Plate	AMAA48758	\$145.00
	John Deere® 1900, 1910 Ground Drive	Double Shoot Manifold Cover For 4 Run Center Plate	AMAA48757	\$198.00
	John Deere® 1900, 1910 Ground Drive	Double Shoot Manifold Cover For 5 Run Center Plate	AMAA48756	\$123.00
	John Deere® 1900, 1910* *Will fit a 1910 if the Commodity Cart fits one of the following criteria: - Ground Drive - All Single Shoot Manifold or ASN 735100 w/ Double Shoot Manifold - Hydraulic Drive - All Models	Manifold Cover For 7 Run Center Plate	AMAA48754	\$86.00
	John Deere® 1900, 1910, C650, C850	Manifold Plate Seal For Stationary Double Shoot Manifolds	AMA64856	\$45.00
	John Deere® 1900, 1910, C650, C850	Manifold Bracket Latch Stainless Steel For Single and Double Shoot Manifolds	AMX55080	\$11.25
	John Deere® 1910	Manifold Plate Bracket For Stationary Single Shoot Manifold	AMA72276	\$34.00
	John Deere® 1910 ASN 735100 w/ Ground Drive or All w/ Hydraulic Drive	Single Shoot Manifold Plate Use w/ Bottom Cover	AMA88060	\$253.00
	John Deere® 1910 ASN 735100 w/ Ground Drive or All w/ Hydraulic Drive	Bottom Cover Plate For Stationary Single Shoot Manifold	AMA88237	\$273.00
	John Deere® 1910 ASN 735100 w/ Ground Drive or All w/ Hydraulic Drive	Double Shoot Manifold Bracket Use w/ Bottom Cover For Stationary Double Shoot Manifold	AMAA71722	\$345.00
	John Deere® 1910 BSN 735101 w/ Ground Drive	Bottom Manifold Plate For Stationary Single Shoot or Stationary Double Shoot Manifold	AMA69443	\$273.00
	John Deere® 1910 Ground Drive	Stationary Single Shoot Manifold Plate	AMA69442	\$277.00
	John Deere® 1910 Hydraulic Drive w/ Premium Manifold, C650, C850	Manifold Cover Center Plate Cover	AMAA84236	\$23.00
	John Deere® 1910 w/ Hydraulic Drive	Bottom Cover Plate For Premium 8 Run Manifold for 430 Bushel Tow-Between or 430/550 Bushel Tow-Behind	AMA98748	\$290.00
	John Deere® 1910 w/ Hydraulic Drive	Premium Double Shoot Manifold Bracket For Premium 8 Run Manifold for 430 Bushel Tow-Between or 430/550 Bushel Tow-Behind	AMAA83284	\$378.00
	Morris® 6000 Series	Collector Box Manifold Stainless Steel For 6 Run System Includes Mounting Hardware and Seals	AMN19080	\$544.00

Prices subject to change without prior notice, and products with NLA in the price column are no longer available. The use of original equipment manufacturer (OEM) part numbers or trademarks, e.g. Case® and John Deere®, are for reference purposes only and for indicating product use and compatibility. Our company and the listed replacement parts contained herein are not sponsored, approved or manufactured by the OEM. All parts are New unless designated Reman in the description.

Planter & Grain Drill Parts

	Application	Description	Part Number	Retail Price
	Morris® 6000 Series	Manifold Cover Stainless Steel For 6 Run System Includes Mounting Hardware and Seals	AMN19289	\$300.00
	Morris® 6000 Series, 7000 Series	Manifold Cover Stainless Steel For 8 Run System Includes Mounting Hardware and Seals	AMN19693	\$343.00
	Morris® 6000 Series, 7000 Series	Manifold Stainless Steel For 8 Run System Includes Mounting Hardware and Seals	AMN45125	\$682.00
	Morris® 8000 Series	Double Shoot Collector Body Stainless Steel For 9 Run System Includes Mounting Hardware and Seals Replaces N36285	AMN37700	\$2,820.00
	Morris® 8000 Series	Manifold Bottom Cover Stainless Steel For 9 Run System Includes Mounting Hardware and Seals	AMX55121	\$361.00
	Morris® 8000 Series	Single Shoot Manifold Stainless Steel Includes Mounting Hardware and Seals Replaces N36270	AMN47040	\$734.00











Air System Parts—Air Tube Couplers and Components

	Application	Description	Part Number	Retail Price
	Case IH® 2230, 2280, 2320, 2330, (2340, 2640, 3380 - Tow-Behind), ADX2180, ADX2230, ADX3260, ADX3360, ADX3380, ADX3430, Flexi-Coil® 1100, 1110, 1115, 1330, (1330 Plus, 1330.B, 1720, 1740, 2340, 2640, 2850, 3350, 4350 - Tow-Behind), 1600, 1610, (1610 Plus, 1615 Plus - Granular Applicator), 1615, 2320, 2330, (3174, 3234 - Tow-Behind or Third Tank on 40 Series Cart), New Holland® P1030, P1040, P1050, P1060, SC180, SC230, SC260, SC380, SC430	Quick Connect Coupler Assembly, Applicator Side 3 Port Coupler	AMGD-672A	\$175.00
	Case IH® (2230, 2280, 2330, 3380, ADX2180, ADX3260, ADX3360, ADX3380, ADX3430 - Tow-Behind), 2320, Flexi-Coil® 1100, 1110, 1115, 1330, (1330 Plus, 1330.B, 1740, 2330, 2340, 2640, 2850, 3350, 4350 - Tow-Behind), 1600, 1610, 1615, 1720, 2320, (3174, 3234 - Tow-Behind or Third Tank on 40 Series Cart), New Holland® (P1030, P1040, P1050, P1060, SC180, SC230, SC260, SC380, SC430 - Tow-Behind)	Quick Connect Coupler Assembly, Cart Side 3 Port Coupler	AMGD-673	\$161.00
	Case IH® 2230, 2280, 2330, 3380, 3430, ADX2180, ADX2230, ADX3260, ADX3360, ADX3380, ADX3430, New Holland® P1030, P1040, P1050, P1060, SC180, SC230, SC260, SC380, SC430	Riser Tube w/ Flange	AMGP-103	\$240.00


Prices subject to change without prior notice, and products with NLA in the price column are no longer available. The use of original equipment manufacturer (OEM) part numbers or trademarks, e.g. Case® and John Deere®, are for reference purposes only and for indicating product use and compatibility. Our company and the listed replacement parts contained herein are not sponsored, approved or manufactured by the OEM. All parts are New unless designated Reman in the description.

Planter & Grain Drill Parts





Commodity Cart Parts

	Application	Description	Part Number	Retail Price
	Flexi-Coil® All Series	Air Hose Coupling, Applicator Side 4 Port Coupler Does not seal w/ the OEM Coupler Replace both Applicator Side and Cart Side Couplers.	AMX55111	\$176.00
		Air Hose Coupling, Cart Side 4 Port Coupler Does not seal w/ the OEM Coupler Replace both Applicator Side and Cart Side Couplers.	AMX55112	\$162.00
	Flexi-Coil® All Series	Air Hose Coupling, Applicator Side 5 Port Coupler Does not seal w/ the OEM Coupler Replace both Applicator Side and Cart Side Couplers.	AMX55114	\$177.00
		Air Hose Coupling, Cart Side 5 Port Coupler Does not seal with w/ OEM Coupler Replace both Applicator Side and Cart Side Couplers.	AMX55115	\$163.00
	Flexi-Coil® All Series	Air Hose Coupling Kit Includes (2) 4 Port Couplers	AMX55113	\$326.00
	Flexi-Coil® All Series	Air Hose Coupling Kit Includes (2) 5 Port Couplers	AMX55116	\$330.00
	Flexi-Coil® 1100, 1110, 1115, 1330, (1330 Plus, 1330.B, 1720, 1740, 2330, 2340, 2640, 2850, 3350, 4350 - Tow-Behind), 1600, 1610, 2320, (3174, 3234 - Tow-Behind or Third Tank on 40 Series Cart), New Holland® (P1030, P1040, P1050, P1060, SC180, SC230, SC260, SC380, SC430 - Tow-Behind)	Air Hose Coupling Kit Stainless Steel Includes (2) 3 Port Couplers	AMX55110	\$319.00
	John Deere® 1900, 1910	Air Hose Coupling, Applicator Side 2 Port Reversible Coupler for 2 1/2" Tubes	AMX55084	\$157.00
		Air Hose Coupling, Cart Side 2 Port Reversible Coupler for 2 1/2" Tubes	AMX55085	\$131.00
	John Deere® 1900, 1910 Ground Drive	Air Hose Coupling, Applicator Side 2 Port Coupler for 2 1/2" Tubes Replaces A65280, A82371	AMA82371	\$160.00
	John Deere® 1900 Tow-Between, (1910 Ground Drive, Tow-Between)	Air Hose Coupling, Cart Side 2 Port Coupler for 2 1/2" Tubes Replaces A60698, AA49380, AA65241, AA67121	AMAA67121	\$131.00
	John Deere® 1900, 1910	Air Hose Coupling Kit Includes (2) 2 Port Reversible Couplers for 2 1/2" Tubes	AMX55083	\$287.00
	John Deere® 1900, 1910 Ground Drive	Air Hose Coupling Kit Includes (2) 2 Port Couplers for 2 1/2" Tubes Replaces A60698, A65280, A82371, AA49380, AA65241, AA67121	AMX55127	\$255.00
	John Deere® 1910	Distributor Wear Cap Stainless Steel Extends Life of Distributor Covers Fits in John Deere® Cover AA73954	AMX55092	\$25.75








Planter & Grain Drill Parts

	Application	Description	Part Number	Retail Price
	Morris® All Series	Air Hose Coupling Kit Stainless Steel 4 Port Coupler Assembly	AMX55122	\$255.00

Conveyor Components




	Application	Description	Part Number	Retail Price
	John Deere® 1910 Ground Drive	Conveyor Housing Assembly Includes Upper and Lower Housings For 350 or 430 Bushel Replaces AA54917, AA72953	AMX55126	\$7,400.00
	John Deere® 1910 Ground Drive	Conveyor Housing Assembly Includes Upper and Lower Housings For 195, 250, 270 or 340 Bushel Replaces AA54916, AA55555, AA57798	AMX55125	\$7,215.00
	John Deere® 1910	Conveyor Rubberized Drive Roller	AMAA57010	\$870.00
	John Deere® 1910	Conveyor Roller	AMAA54920	\$570.00

Ladders and Components


	Application	Description	Part Number	Retail Price
	John Deere® 1900	Ladder Extension Set Set of 2 Required when replacing AA48072 Ladder Bracket w/ AMAA85578 Lower Inside Tank Ladder Bracket	AMX55074	\$79.00
	John Deere® 1900 ASN 685195 for Tow-Behind or ASN 685240 for Tow-Between, 1910	Lower Inside Tank Ladder Bracket Chute Weldment Bracket Replaces AA47638	AMAA85578	\$716.00
	John Deere® 1910, C650, C850	Lower Ladder Bracket Chute Weldment Bracket for 550 Bushel Replaces AA78276	AMAA85582	\$775.00
	John Deere® 1900, 1910	In-Tank Isolator Seal	AMA70517	\$336.00
	John Deere® 1900, 1910	Sensor Mount and Cover Kit Middle Includes Stainless Steel Hardware	AMX55089	\$252.00
	John Deere® 1900, 1910	Top Ladder and Lid Mounting Kit Includes Stainless Steel Hardware	AMX55088	\$430.00
	John Deere® 1900, 1910, C650, C850	Upper Hardware Kit Stainless Steel Hardware Included for Top of Meter and Above (1) Required per Tank	AMX55076	\$172.00

Planter & Grain Drill Parts

Commodity Cart Parts

Application	Description	Part Number	Retail Price
 John Deere® 1900 Tow-Between, 1910	Tank Ladder For 350/430 Bushel Rear Tank or 550 Bushel Front/Rear Tank 200 Bushel Tank Replaces AA46285	AMAA50079	\$809.00
 John Deere® 1900 Tow-Between, 1910	Tank Ladder For 350/430 Bushel Front Tank 150 Bushel Tank Replaces AA46286	AMAA50080	\$809.00
 John Deere® 1900 Tow-Between, 430 Bushel 3rd Tank, 1910	Tank Ladder For 430 Bushel Center Tank 80 Bushel Tank Replaces AA46289	AMAA50083	\$1,460.00






Tank and Hopper Components

Application	Description	Part Number	Retail Price
 Flexi-Coil® 3450, 3850, 4350	Tank Mounting Cradle	AMGL-606	\$1,610.00

Tillage—Field Cultivator Sweeps, Parts and Accessories



Viper Sweeps

All viper sweeps are made from heat-treated steel. The 7.50 mm thick material and long nose provide superior wear compared to conventional 6 mm or 1/4" thick sweeps. The built-in stem protector also minimizes wear on the bolts and stem. The unique flanged wing improves soil flow and reduces breakage.

Application		Description	Part Number	Retail Price
Recommended replacement for Brady 1971 and Later; Brillion™ 1986 and Later; Case® DMI and DMI Field Cultivators; Case IH® 4500, 4600, 4800; Glencoe® 4300; Hiniker®; International® 45; John Deere® 940, 960, 980, 985 & 726 Mulch/Finisher; Kent; Krause 3100, 4200, 4250, 6100; Landoll®; M&W; Noble; Sunflower®; Wil-Rich®		Viper Sweep Bellota®, 47° Stem Angle, 7.50 mm Thick, 7.25" Wide 7/16" Bolt Size, 1 5/8" - 1 3/4" Center	AMX57056	\$16.00
		Viper Sweep 47° Stem Angle, 7.50 mm Thick, 9" Wide 7/16" Bolt Size, 1 5/8" - 1 3/4" Center	AMX57057	\$14.00
		Viper Sweep Bellota®, 47° Stem Angle, 7.50 mm Thick, 10.25" Wide 7/16" Bolt Size, 1 5/8" - 1 3/4" Center	AMX57058	\$22.00
		Viper Sweep 47° Stem Angle, 7.50 mm Thick, 11.25" Wide 7/16" Bolt Size, 1 5/8" - 1 3/4" Center	AMX57059	\$25.00
		Sweep Hardware Kit Includes (50) 7/16" x 1 1/2" #3 Plow Head Bolts and (50) Flange Nuts	AMX57140	NLA

Conventional Field Cultivator Sweeps



All conventional field cultivator sweeps are made from heat-treated steel. The stay-wide design ensures that the sweep will maintain the specified cutting width throughout the life of the sweep.

Application		Description		Part Number	Retail Price
Recommended replacement for Brady 1971 and Later; Brillion™ 1986 and Later; Case IH® 4500, 4600, 4800; DMI; Glencoe® 4300; Hiniker®; International® 45; John Deere® 940, 960, 980, 985 & 726 Mulch/Finisher; Kent; Krause 3100, 4200, 4250, 6100; Landoll®; M&W; Noble; Sunflower®; Wil-Rich®		Conventional Field Cultivator Sweep, WCC Series 47° Stem Angle, 6 mm Thick 7/16" Bolt Size, 1 5/8" - 1 3/4" Center	7" Wide	AMX57062	\$12.00
			8" Wide	AMX57063	\$11.75
			9" Wide	AMX57018	\$12.25
			10" Wide	AMX57019	\$14.00
			12" Wide	AMX57053	\$15.00
Universal Tillage		Row Crop Sweep 54° Stem Angle, 6.35 mm Thick, 7/16" Bolt Size, 2" Center	10" Wide	AMX57154	\$25.00
			12" Wide	AMX57155	\$27.00
			14" Wide	AMX57130	\$29.00
Universal Tillage		Danish Tine Sweep Shovel Style Use AMX57055 Bolt		AMX57054	\$4.50
Universal Tillage		Danish Tine Sweep Shovel Style	9" Wide	AMX57153	\$8.00


Tillage—Field Cultivator Sweeps, Parts and Accessories

Double Points, DP Series


All DP points are made from high-carbon, heat-treated steel. These points are drop-forged for superior wearability and have a self-sharpening edge that provides good soil penetration throughout the life of the point.

Application		Description	Part Number	Retail Price
Universal Tillage		Double Point, DP Series 3/8" Thick, 11 3/4" Long, 2" Wide 7/16" Bolt Size, 1 5/8" - 1 3/4" Curved Center	AMX57065	\$18.50
Universal Tillage		Double Point, DP Series 3/8" Thick, 11 3/4" Long, 2" Wide 7/16" Bolt Size, 1" - 2" Slotted Center	AMX57066	\$17.00


Double Points, WIF Series

Application		Description	Part Number	Retail Price
Universal Tillage		Double Point, WIF Series 1/4" Thick, 1 1/2" Wide 7/16" Bolt Size, 1 3/4" Center	AMX57141	\$10.50

Double Points, WIH Series



Application		Description	Part Number	Retail Price
Designed for Brillion™, International® and Vibro Shank Machines		Double Point, WIH Series 3/8" Thick, 15" Long, 2" Wide 7/16" Bolt Size, 1 1/2" - 2 1/2" Center	AMX57067	\$22.00

Harrow Tines

Application		Description	Part Number	Retail Price
John Deere® Field Cultivators: 960, 1050, 1060		Harrow Tine	AMN188605	\$11.90

Tillage—Vertical Tillage








Coulter Blades

Application		Description	Part Number	Retail Price
Case IH® Vertical Tillage 330		Vortex® Turbo Coulter Blade, Right Hand Fluted, Flat Center Blade 20" Diameter, 0.25" (6 mm) Thickness Self-Sharpening Fits 1 1/8" or 1 1/4" Square Axles	AM87630572	\$104.00
		Vortex® Turbo Coulter Blade, Left Hand Fluted, Flat Center Blade 20" Diameter, 0.25" (6 mm) Thickness Self-Sharpening Fits 1 1/8" or 1 1/4" Square Axles	AM87630573	\$104.00
Great Plains® Turbo Chisels: TC5109, TC5111, TC5113, TC5115, TC5313, TC5315, TC5317, TC5319, TC5321, TC5323, TCN5107, TCN5109, TCN5311, TCN5313		Vortex® Coulter Blade VT Wave Blade 22" Diameter, 0.256" (6.50 mm) Thickness Fits 1 3/4" Round Axles	AM820-430C	\$80.00
Great Plains® Vertical Tillage: TurboMax, Turbo-Till, Turbo-Chopper		Vortex® Coulter Blade VT Wave Blade 20" Diameter, 0.256" (6.50 mm) Thickness, 1.25" Cutting Width Fits 1 3/4" Round Axles	AM820-011C	\$82.00
Great Plains® Vertical Till: Turbo-Till ASN 5251NN, Turbo-Max ASN C3157H, Turbo-Chopper ASN A1810Y		Spider Wheel	AM589-258H	\$96.00
Great Plains® Discs: 3323DH*, 3326DH*, 3392DH*, 4330DH*, 4333DH*, 4336DH*, 7323DH, 7326DH, 7329DH, 7330DH, 7333DH, 7336DH, Turbo: (1000TT, 1200TT, 1500TT, 1700TT, 1800TT, 2200TT, 2400TT, 3000TT, 4000TT ASN 5251NN*), Turbo-Chisel: (TC5109, TC5111, TC5113, TC5115, TC5313, TC5315, TC5317, TC5319, TC5321, TC5323, TCN5107, TCN5309, TCN5311, TCN5313 ASN A1852*), Turbo-Chopper: (1200TC, 1500TC, 1800TC, 2400TC, 3000TC, 4000TC ASN A1810Y*), Turbo-Max: (1000TM, 1200TM, 1500TM, 1800TM, 2400TM, 3000TM, 3500TM, 4000TM, 4800TM ASN C3157H*) *Can be used to update early model machines w/ rubber ring bearing in 2-piece cast housing		Bearing Housing Assembly, Disc Gang Includes Front and Rear Housing For 1 3/4" Round Axle	AM822-294C	\$130.00
Great Plains® Turbo: (1000TT, 1200TT, 1500TT, 1700TT, 1800TT, 2200TT, 2400TT, 3000TT, 4000TT ASN 5251NN*), Turbo-Chopper: (1200TC, 1500TC, 1800TC, 2400TC, 3000TC, 4000TC ASN A1810Y*), Turbo-Max: (1000TM, 1200TM, 1500TM, 1800TM, 2400TM, 3000TM, 3500TM, 4000TM, 4800TM ASN C3157H*) *Can be used to update early model machines w/ rubber ring bearing in 2-piece cast housing		Bearing Housing Assembly, Chopper Reel Includes Front and Rear Housing For 1 3/4" Round Axle	AM822-294C	\$130.00

Tillage—Row Crop Sweeps, Points and Reversible Blades

S-Tine Sweeps and Shanks



S-Tine sweeps are made from heat-treated steel. These sweeps are designed to fit more row crop cultivators and some soil finishers using S-Tine shanks with one 3/8" bolt hole. All non-reversible sweeps are made with a built-in bolt protector. S-Tine shanks are made from spring steel designed to create a "vibra" action for superior weed control.

Application		Description	Part Number	Retail Price
Universal Tillage		S-Tine Sweep, Reversible 6 mm Thick, 1" Wide 3/8" Bolt Size w/ Elliptical Head	AMX57068	\$4.00
		S-Tine Sweep, Shovel 6 mm Thick, 2 3/4" Wide 3/8" Bolt Size w/ Elliptical Head	AMX57069	\$5.25
		S-Tine Sweep, Shovel 6 mm Thick, 4" Wide 3/8" Bolt Size w/ Elliptical Head	AMX57070	\$6.40
		S-Tine Sweep, Shovel 6 mm Thick, 7" Wide 3/8" Bolt Size w/ Elliptical Head	AMX57072	\$5.00
		S-Tine Sweep, Duckfoot 6 mm Thick, 4" Wide 3/8" Bolt Size w/ Elliptical Head	AMX57071	\$6.40
		S-Tine Shank, HD 12 mm Thick, 2" Toolbar Size 1/2" Clamp Bolt Size, 3/8" Sweep Bolt Size 14 1/2" Working Clearance	AMX57073	\$50.50
		S-Tine Shank, High Clearance 12 mm Thick, 2 1/2" - 3" Toolbar Size 1/2" Clamp Bolt Size, 3/8" Sweep Bolt Size 18 1/2" Working Clearance	AMX57132	\$26.00

Tillage—Chisel Spikes & Plow Sweeps, Shovels, Points and Blades


Chisel Spikes

The drop-forged design provides several advantages over other brands or OEM points that are not drop-forged. The extra material at the point makes these chisel spikes some of the most durable and longest-wearing points on the market. The exclusive design provides a self-sharpening point for superior penetration throughout the life of the point.

Application		Description	Part Number	Retail Price
Universal Tillage		Chisel Spike 5/8" Thick, 17 1/2" Long, 2" Wide 1/2" Bolt Size, 2 1/4" Center Reversible, Drop-Forged	AMX57001	\$30.00
		Chisel Spike Single-Ended Spike w/ High-Chrome Alloy Point 3/4" Thick, 13 1/2" Long, 2 1/4" Wide 2 1/4" - 2 1/2" Center 1/2" Bolt Size w/ Plow Head	AMX57122	\$49.00



Twisted Chisel Spikes

All twisted chisel pikes are formed from high-carbon, heat-treated steel. Twisted chisel spikes are designed to be used in place of straight chisel spikes to turn soil or incorporate residue for maximum weed kill.

Application		Description		Part Number	Retail Price
Universal Tillage		Twisted Chisel Spike 1/2" Thick, 23" Long, 3" Wide 1/2" Bolt Size, 2 1/4" - 2 1/2" Center	Right Hand	AMX57002	\$27.00
			Left Hand	AMX57003	\$27.00



Chisel Plow/Wheatland Sweeps

All chisel plow/wheatland sweeps are formed from heat-treated steel. They are designed to be used on chisel plows in place of a chisel for more soil shattering action and a wider cut between the shanks.

Application		Description	Part Number	Retail Price
Universal Tillage		Chisel Plow Sweep 50° Stem Angle, 7.50 mm Thick, 14" Wide 1/2" Bolt Size, 2 1/4" Center	AMX57120	\$34.00
		Chisel Plow Sweep 50° Stem Angle, 7.50 mm Thick, 16" Wide 1/2" Bolt Size, 2 1/4" Center	AMX57052	\$33.00



McKay Empire Penetrator Chisel Plow Sweeps

McKay Empire penetrator sweeps are uniquely designed to provide superior penetration and wearability in hard soil zones. The patented design of the penetrator sweep utilizes 70% of the cutting blade or edge inclined at an optimum angle of 30°. University tests have proven that these penetrators require 35-50% less load weight on the machine to penetrate hard soil zones when compared to conventional chisel sweeps. The inclined cutting edge and flanged wing also provide more strength and breakage resistance when compared to conventional chisel plow sweeps.







Application		Description	Part Number	Retail Price
Universal Tillage		McKay Empire Penetrator Chisel Plow Sweep 50° Stem Angle, 5/16" Thick, 14" Wide 1/2" Bolt Size, 2 1/4" Center	AMX57060	\$20.00
		McKay Empire Penetrator Chisel Plow Sweep 50° Stem Angle, 5/16" Thick, 16" Wide 1/2" Bolt Size, 2 1/4" Center	AMX57061	\$31.00

Tillage—Soil Saver Moldboards and Blades

Soil Saver Moldboards

Application		Description		Part Number	Retail Price
Universal Tillage		Soil Saver Moldboard, Standard	Right Hand	AMX57004	\$27.00
		26" Long, 4" Wide, 1/2" Thick 1/2" Bolt Size, 2 1/4" - 2 1/2" Center 1-Piece Reversible	Left Hand	AMX57005	\$27.00
Brillion™; Bush Hog®; Deutz-Allis®; Glencoe®; Kelley; Kent; Krause; Landoll®; Massey Ferguson®; Steiger®; Sunflower®; Wilbeck and others		Soil Saver Moldboard, Hardfaced	Right Hand	AMX57006	\$35.00
		26" Long, 4" Wide, 1/2" Thick 1/2" Bolt Size, 2 1/4" - 2 1/2" Center 1-Piece Reversible	Left Hand	AMX57007	\$35.00


Soil Saver Blades

Application		Description	Part Number	Retail Price
Universal Tillage		Soil Saver Blade 22 7/16" Diameter, 0.19" Thick, 7-Gauge 1 1/2" Round Hole	AMX57017	\$58.00
Allis Chalmers® Min-Tills; John Deere® 710, 712 & 714 Mulch-Tillers		Soil Saver Blade 20 3/8" Diameter, 0.19" Thick, 7-Gauge 1 1/8" or 1 1/4" Square Hole	AMN187522	\$65.00
Brillion™; McFarlane		Soil Saver Blade 20 7/16" Diameter, 0.19" Thick, 7-Gauge 1 1/2" Square Hole	AMX57015	\$55.00
Bush Hog®; Case®; Case IH®; Ford®; Glencoe®; Krause; Landoll®; Massey Ferguson®		Soil Saver Blade 20 3/8" Diameter, 0.19" Thick, 7-Gauge 1 1/2" Round Hole	AMX57014	\$55.00
Sunflower®		Soil Saver Blade 20 3/8" Diameter, 0.19" Thick, 7-Gauge 1 3/4" Round Hole	AMX57016	\$55.00
John Deere® 712 Mulch Tiller		Soil Saver Blade 22 1/2" Diameter, 0.19" Thick, 7-Gauge 1 1/8" or 1 1/4" Square Hole	AMN183542	\$65.00
Recommended replacement for Blu-Jet Progressive, DMI, Melroe®, Wil-Rich®		Coulter Blade, Fluted 5-Bolt, 20" Diameter, 4.50 mm Thick 5" Bolt Circle Diameter, 3 11/16" Center Hole Diameter, 4 17/32" Bolt Hole Diameters	AMX57152	\$75.00

Tillage—Subsoiler Points

Booted Points


Booted points are designed to fit most V-type rippers using standard shanks. All booted points are formed from 1" thick high-carbon, heat-treated steel.

Application	Description	Part Number	Retail Price
Recommended replacement for International® #10, #11, #14 and others	 Booted Point w/o Wing 2 1/2" x 8" Point Size, 1 1/4" Shank Size	AMX57124	\$31.50

Points—For John Deere®

Application	Description	Part Number	Retail Price
Recommended replacement for Glencoe®; Krause Dominator and TL 3000 Disc Ripper w/ Wear Bar; John Deere® 510, 912, 915 & 2700 Mulch Ripper all w/ Standard Shanks	 Point w/o Wing 2 1/2" x 12" Point Size, 1 1/4" Shank Size	AMX57075	\$40.00
	 Point w/o Wing 2 1/2" x 12" Point Size, 1 1/4" Shank Size Comes w/ 3" Standard Cap	AMX57076	\$55.00

Points—For Brillion™

Application	Description	Part Number	Retail Price
Recommended replacement for Brillion™ equipment	 Point w/o Wing 2 1/2" x 12" Point Size, 1 1/4" Shank Size Slot for shank protector comes built-in	AMX57077	\$43.00






Points—For Glencoe®

Application	Description	Part Number	Retail Price
Recommended replacement for Glencoe®; Krause Dominator and TL 3000 Disc Ripper w/ Wear Bar; John Deere® 510, 912, 915 & 2700 Mulch Ripper all w/ Standard Shanks	 Point w/o Wing 2 1/2" x 12" Point Size, 1 1/4" Shank Size	AMX57075	\$40.00
	 Point w/o Wing 2 1/2" x 12" Point Size, 1 1/4" Shank Size Comes w/ 3" Standard Cap	AMX57076	\$55.00

Tillage—Disc Blades





Precision Double-Bevel Edge Disc Blades

All disc blades are manufactured using a high-quality alloy containing a small amount of boron. The boron alloy allows the blade to flex when striking an obstruction and return to its original shape. This greatly reduces breakage or bending. The press-formed, double-bevel edge is designed to self-sharpen as the disc wears, eliminating the need to roll or sharpen the blades.

Application		Description	Part Number	Retail Price
Universal Tillage		Double-Bevel Disc Blade, Plain Edge 22" Diameter, 0.236" Thick (6 mm) 3-Gauge, 2.50" Concavity 1 1/8" or 1 1/4" Square Hole	AMX57108	\$94.00
		Double-Bevel Disc Blade, Plain Edge 24" Diameter, 0.236" Thick (6 mm) 3-Gauge, 3" Concavity 1 1/8" or 1 1/4" Square Hole	AMX57114	\$110.00
		Double-Bevel Disc Blade, Plain Edge 26" Diameter, 0.236" Thick (6 mm) 3-Gauge, 3.50" Concavity 1 1/8" or 1 1/4" Square Hole	AMX57136	\$134.00
		Double-Bevel Disc Blade, Notched Edge 22" Diameter, 0.236" Thick (6 mm) 3-Gauge, 2.50" Concavity 1 1/8" or 1 1/4" Square Hole	AMX57109	\$97.00
		Double-Bevel Disc Blade, Notched Edge 24" Diameter, 0.236" Thick (6 mm) 3-Gauge, 3" Concavity 1 1/8" or 1 1/4" Square Hole	AMX57115	\$114.00

Flat-Centered Disc Blades






All disc blades are manufactured using a high-quality alloy containing a small amount of boron. The boron alloy allows the blade to flex when striking an obstruction and return to its original shape. This greatly reduces breakage or bending. The press-formed edge is designed to self-sharpen as the disc wears, eliminating the need to roll or sharpen the blades.

Application		Description	Part Number	Retail Price
Recommended replacement for International®		Flat-Centered Disc Blade, Plain Edge 22" Diameter, 0.236" Thick (6 mm) 3-Gauge, 2.50" Concavity 1 1/8" or 1 1/4" Square Hole	AMX57110	\$98.00
		Flat-Centered Disc Blade, Plain Edge 22" Diameter, 0.177" Thick (4.50 mm) 7-Gauge, 2.50" Concavity 1 1/8" or 1 1/4" Square Hole	AMX57133	\$76.00
		Flat-Centered Disc Blade, Plain Edge 24" Diameter, 0.236" Thick (6 mm) 3-Gauge, 3" Concavity 1 1/8" or 1 1/4" Square Hole	AMX57116	\$110.00
		Flat-Centered Disc Blade, Notched Edge 22" Diameter, 0.236" Thick (6 mm) 3-Gauge, 2.50" Concavity 1 1/8" or 1 1/4" Square Hole	AMX57111	\$100.00
		Flat-Centered Disc Blade, Notched Edge 24" Diameter, 0.236" Thick (6 mm) 3-Gauge, 3" Concavity 1 1/8" or 1 1/4" Square Hole	AMX57117	\$113.00

Tillage—Disc Blades



Deep-Cone Disc Blades

All disc blades are manufactured using a high-quality alloy containing a small amount of boron. The boron alloy allows the blade to flex when striking an obstruction and return to its original shape. This greatly reduces breakage or bending. The press-formed edge is designed to self-sharpen as the disc wears, eliminating the need to roll or sharpen the blades.

Application		Description	Part Number	Retail Price
Recommended replacement for John Deere®		Deep-Cone Disc Blade, Plain Edge 20" Diameter, 0.177" Thick (4.50 mm) 7-Gauge, 3.27" Concavity 1 1/8" or 1 1/4" Square Hole	AMX57131	\$68.00
		Deep-Cone Disc Blade, Plain Edge 22" Diameter, 0.236" Thick (6 mm) 3-Gauge, 3.74" Concavity 1 1/8" or 1 1/4" Square Hole	AMX57112	\$100.00
		Deep-Cone Disc Blade, Plain Edge 24" Diameter, 0.236" Thick (6 mm) 3-Gauge, 3.87" Concavity 1 1/8" or 1 1/4" Square Hole	AMX57118	\$115.00
		Deep-Cone Disc Blade, Notched Edge 22" Diameter, 0.177" Thick (4.50 mm) 7-Gauge, 3.74" Concavity 1 1/8" or 1 1/4" Square Hole	AMX57113	\$82.00
		Deep-Cone Disc Blade, Notched Edge 24" Diameter, 0.236" Thick (6 mm) 3-Gauge, 3.87" Concavity 1 1/8" or 1 1/4" Square Hole	AMX57119	\$118.00
		Deep-Cone Disc Blade, Notched Edge 24" Diameter, 0.236" Thick (6 mm) 3-Gauge, 3.87" Concavity 1 1/4" Square Hole	AMX57121	\$110.00










Tillage—Plow Parts

Plow Parts—For International® Super Chief

Application		Description	Part Number	Retail Price
Recommended replacement for International® Super Chief equipment		Moldboard, Right Hand 16" - 18" - 20", 5/16" Thick 4 Holes at 7/16" Replaces 462314R, 488265R, 58996C	AMX57078	\$158.00
		Moldboard, Left Hand 16" - 18" - 20", 5/16" Thick 4 Holes at 7/16" Replaces 46403L	AMX57079	\$160.00
		Rock Share, Right Hand Includes Hardware 16", 3/8" Thick 4 Holes: 1 at 1/2", 3 at 7/16" Replaces 46323R	AMX57080	\$35.00
		Rock Share, Left Hand Includes Hardware 16", 3/8" Thick 4 Holes: 1 at 1/2", 3 at 7/16"	AMX57081	\$37.00
		Rock Share, Right Hand Includes Hardware 18", 3/8" Thick 4 Holes: 1 at 1/2", 3 at 7/16" Replaces 463238R	AMX57082	\$39.00
		Rock Share, Left Hand Includes Hardware 18", 3/8" Thick 4 Holes: 1 at 1/2", 3 at 7/16"	AMX57083	\$39.00
		Shin, Right Hand 14" - 16" - 18", 5/16" Thick Replaces 488266R, 522325R	AMX57033	\$28.00
		Shin, Left Hand 14" - 16" - 18", 5/16" Thick Replaces 464595, 55075C	AMX57034	\$32.00
		Landside Wear Plate, Right Hand Includes Hardware 1/2" Thick 2 Holes at 7/16" Replaces 59058	AMX57084	\$12.50
		Landside Wear Plate, Left Hand 1/2" Thick 2 Holes at 7/16"	AMX57085	\$13.50
		Landside Inner Plate, Right Hand 1/2" Thick 3 Holes: 1 at 7/16", 2 at 1/2" Replaces 59057, 1980672C	AMX57086	\$171.00
		Landside Inner Plate, Left Hand 1/2" Thick 3 Holes: 1 at 7/16", 2 at 1/2" Replaces 59057L, 1980671C	AMX57087	\$181.00

Tillage—Plow Parts



Plow Parts—For John Deere®

Application		Description	Part Number	Retail Price
Recommended replacement for John Deere® 400, 500, HS356, NU1036-1046, NU1048 and SDT		Landside Inner Plate, Right Hand 1/2" Thick 2 Holes at 1/2" Replaces A16493	AMX57099	\$26.50
		Landside Inner Plate, Left Hand 1/2" Thick 2 Holes at 1/2" Replaces A16494	AMX57098	\$28.00
Recommended replacement for John Deere® NU1036-1046 and NU1048		Moldboard 18", 5/16" Thick 8 Holes at 7/16" Replaces A17431	AMX57090	\$202.00
		Moldboard, Left Hand 18", 5/16" Thick 8 Holes at 7/16" Replaces A17432	AMX57091	\$202.00
		Rock Share, Right Hand 16", 3/8" Thick 4 Holes: 1 at 1/2", 3 at 7/16" Replaces A10228	AMX57092	\$34.00
		Rock Share, Left Hand 16", 3/8" Thick 4 Holes: 1 at 1/2", 3 at 7/16"	AMX57093	\$35.00
		Rock Share, Right Hand 18", 3/8" Thick 5 Holes: 1 at 1/2", 4 at 7/16" Replaces A10225	AMX57094	\$38.00
		Rock Share, Left Hand 18", 3/8" Thick 5 Holes: 1 at 1/2", 4 at 7/16"	AMX57095	\$39.00
		Shin, Right Hand 16" - 18", 5/16" Thick 2 Holes at 7/16" Replaces A15594	AMX57096	\$30.00
		Shin, Left Hand 16" - 18", 5/16" Thick 2 Holes at 7/16"	AMX57097	\$31.50

Two-Way Plow Parts

Two-way plow parts are manufactured using high-carbon, heat-treated steel. Moldboards and shins are manufactured using solid steel.



For Harrell Ag® and Long

Application		Description	Part Number	Retail Price
Recommended replacement for Harrell Ag®		Double End Share 5 Bolt Holes Replaces 7900636, 7902836	AMX57100	\$35.00
		Double End Share, Hardfaced 5 Bolt Holes Replaces 7900636, 7902836	AMX57123	\$92.00
		Lower Shin, Chrome Reversible Replaces 7920836	AMX57101	\$30.00







Two-Way Plow Parts

Tillage—Plow Parts

Two-Way Plow Parts

Application		Description	Part Number	Retail Price
Recommended replacement for Harrell Ag®		Upper Shin, Steel Reversible Replaces 9820736	AMX57102	\$15.75
		Landside, Long 1/2" Thick 4 Bolt Holes Replaces 218270B	AMX57104	\$30.00
Recommended replacement for Harrell Ag® and Long		Landside, Short 1/2" Thick 2 Bolt Holes Replaces 79010W	AMX57103	\$18.50






For John Deere®

Application		Description	Part Number	Retail Price
Recommended replacement for John Deere®		Moldboard 19 7/8" x 17 1/2", 5/16" Thick 6 Bolt Holes Replaces P57264	AMX57105	\$162.00
		Double End Share 27 1/2" Long, 4.50" Wide, 3/8" Thick 4 Bolt Holes Replaces 57043, 57270	AMX57106	\$34.50
		Double End Share, Hardfaced 27 1/2" Long, 4.50" Wide, 3/8" Thick 4 Bolt Holes Replaces 57043, 57270	AMX57107	\$92.00
		Right Shin 3 Bolt Holes Replaces P57266	AMX57021	\$36.00
		Left Shin 3 Bolt Holes Replaces P57265	AMX57020	\$36.00
		Landside Reversible 8" x 11 1/2", 5/16" Thick 4 Bolt Holes Replaces P57522	AMX57022	\$53.00
		Wear Pad 4" x 6 1/2", 1/2" Thick 2 Bolt Holes Includes Hardware Replaces P57046	AMX57023	\$19.00

Tillage—Plow Parts

Deep-Suck Shares




Deep-suck shares are manufactured using high-carbon, heat-treated steel. The special design includes a long nose for superior penetration and suction. The deep-suck plowshare is ideal for use on tough soil where it is difficult to keep the plow in the ground or when deeper penetration is desired.

Application		Description	Part Number	Retail Price
Case IH® 7550, HSCS, HSCU, HSCXK, HSCXN (1995 and Later), HSCXT, HSES		Deep-Suck Plow Share, Right Hand Hardfaced	AMX57147	\$91.50
		Deep-Suck Plow Share, Left Hand Hardfaced	AMX57148	\$87.00
		Rock Share, Right Hand Hardfaced	AMX57149	\$70.75
		Rock Share, Left Hand Hardfaced	AMX57150	\$75.00
Recommended replacement for International®		Deep-Suck Plow Share, Right Hand 18", 3/8" Thick 4 Holes: 1 at 1/2", 3 at 7/16" Replaces 463254	AMX57088	\$36.00
		Deep-Suck Plow Share, Left Hand 18", 3/8" Thick 4 Holes: 1 at 1/2", 3 at 7/16"	AMX57089	\$43.50

Tillage—Miscellaneous Parts

Furrower Shovels

Furrower points are manufactured using high-carbon, heat-treated steel.


Application		Description	Part Number	Retail Price
Universal Tillage		Furrower Shovel 1/4" Thick, 10" Wide 7/16" Bolt Holes, 1 1/4" - 2 1/4" Center-to-Center	AMX57025	\$56.00
		Furrower Shovel 1/4" Thick, 12" Wide 7/16" Bolt Holes, 1 1/4" - 2 1/4" Center-to-Center	AMX57026	\$58.00
		Furrower Shovel 1/4" Thick, 15" Wide 7/16" Bolt Holes, 1 1/4" - 2 1/4" Center-to-Center	AMX57027	\$60.00

Fertilizer Knives

Application	Description	Part Number	Retail Price
Universal Tillage	Fertilizer Knife 13 1/2" Long, 3/8" Pipe w/ Chrome Insert 3/8" x 2" Shank Size, Back-Swept Knife	AMX57024	\$44.00




Crescent Hoes

Crescent hoes are manufactured using high-carbon, heat-treated steel.

Application		Description	Part Number	Retail Price
Universal Tillage		Crescent Hoe, Right Hand 6" x 1/4" 3/8" Bolt Holes, 1 1/4" - 2" Center	AMX57028	\$15.60
		Crescent Hoe, Left Hand 6" x 1/4" 3/8" Bolt Holes, 1 1/4" - 2" Center	AMX57029	\$15.60

Chrome Points





Chrome points, made to fit drill shoes, are cast using high-chrome alloy for superior wear and durability.

Application		Description	Part Number	Retail Price
For John Deere® Spear Point, Acra-Plant, Crustbuster, Great Plains® and My-D Han-D		Chrome Point	AMX57030	\$22.50
For Acra-Plant Z-6 Bolt-On Point		Chrome Point	AMX57031	\$25.00
For Acra-Plant Z-6 Pin-On Point		Chrome Point	AMX57032	\$25.00

Tillage—Bolts and Nuts

Clipped Head Bolts

Clipped head bolts are used primarily on plow shares, landsides and 3-piece chisel points.

Application		Description	Part Number	Retail Price
Universal Tillage		Clipped Head Bolt 7/16" Diameter, 1 1/4" Long	AMX57035	\$1.05
		Clipped Head Bolt 7/16" Diameter, 1 1/2" Long	AMX57036	\$1.05
		Clipped Head Bolt 7/16" Diameter, 2" Long	AMX57037	\$1.45
		Clipped Head Bolt 1/2" Diameter, 1 3/8" Long	AMX57038	\$1.20


#3 Plow Head Bolts

#3 plow head bolts are used primarily on shins, moldboards, landsides, chisel spikes and others.

Application		Description	Part Number	Retail Price
Universal Tillage		Plow Head Bolt 3/8" Diameter, 1 1/4" Long	AMX57039	NLA
		Plow Head Bolt 7/16" Diameter, 1 1/2" Long	AMX57040	\$1.25
		Plow Head Bolt 7/16" Diameter, 1 3/4" Long	AMX57041	\$1.25
		Plow Head Bolt 7/16" Diameter, 2" Long	AMX57042	\$1.05
		Plow Head Bolt 7/16" Diameter, 2 1/2" Long	AMX57043	\$1.28
		Plow Head Bolt 1/2" Diameter, 1 3/4" Long	AMX57044	\$1.53
		Plow Head Bolt 1/2" Diameter, 2 1/2" Long	AMX57045	NLA
		Plow Head Bolt 5/8" Diameter, 2" Long	AMX57046	\$2.10


Special Head Bolts

Special head bolts are designed to convert 3/8" shank holes to accommodate 7/16" punch sweeps on field cultivators.

Application		Description	Part Number	Retail Price
Universal Tillage		Special Head Bolt 7/16" x 3/8"	AMX57047	\$1.23


Elliptical Head Bolts

Elliptical head bolts are designed to fit S-tine sweeps.



Application		Description	Part Number	Retail Price
Universal Tillage		Elliptical Head Bolt 3/8" Diameter, 1 1/2" Long	AMX57055	\$1.00

Tillage—Bolts and Nuts

Hex Head Nuts



Application		Description	Part Number	Retail Price
Universal Tillage		Hex Head Nut, 3/8"	AMX57048	\$0.15
		Hex Head Nut, 7/16"	AMX57049	\$0.23
		Hex Head Nut, 5/8"	AMX57051	\$0.66

Disc Gang Bolts and Parts

Application		Description	Part Number	Retail Price
Case IH® Discs: 350, 370, International® Discs: 330, 490		Gang Bolt 71.90" Long For 1 1/8" Square Axle	AM472586R2	\$79.00
Case IH® Discs: 350, 370, 475, 485, 496, 760, International® Discs: 330, 470, 480, 490		Gang Bolt 76.40" Long For 1 1/8" Square Axle	AM468582R2	\$84.00
Case IH® Discs: 350, 370, 475, 496, International® Discs: 330, 470, 480, 490		Gang Bolt 79.40" Long For 1 1/8" Square Axle	AM468583R2	\$87.00
Case IH® Discs: 350, 370, 475, 496, 760, International® Discs: 470, 475, 480, 490, 610		Gang Bolt 67.40" Long For 1 1/8" Square Axle	AM652939R2	\$73.00
Case IH® Discs: 350, 370, 485, 496, 760, International® Discs: 330, 480		Gang Bolt 57.60" Long For 1 1/8" Square Axle	AM471015R1	\$60.00
Case IH® Discs: 350, 370, 496, International® Discs: 330, 480, 490		Gang Bolt 49" Long For 1 1/8" Square Axle	AM471014R1	\$54.00
Case IH® Discs: 350, 475, 485, 760, International® Discs: 350, 470, 480, 490		Gang Bolt 0.25" Long For 1 1/8" Square Axle	AM468607R1	\$46.50
Case IH® Discs: 350, 496, International® Discs: 470, 490		Gang Bolt 85.50" Long For 1 1/8" Square Axle	AM48144R1	\$90.00
Case IH® Discs: 475, 496, 760, International® Discs: 470, 475, 480, 490		Gang Bolt 94.60" Long For 1 1/8" Square Axle	AM487168R1	\$106.00
Case IH® Discs: 37, 46, 48, 60, 61, 120, 122, 130, 132, 150, 330, 340, 345, 350, 470, 475, 480, 485, 490, 496, 610, 760, 3800, 3850, 3900, 3950, RMX340, New Holland® Disc: ST440		Flanged Disc Bearing 5" Overall Width, 0.531" Hole Diameter Round Bore, Greaseable Replaces 737321R93, SN3215	AMST491A	\$28.00
John Deere® Discs: 310, 315, 330, 331, 335, 340, 350, 355, 360, 370, 637, 640, 650, 670		Gang Bearing	AMAA30942	\$44.00

Tillage—Deep Tillage

Ripper Point

Application		Description	Part Number	Retail Price
Recommended replacement for DMI and Case IH® Eco-Tiger Rippers and Disc Rippers; New Holland® ST Series; John Deere® Mulch Rippers and Disc Rippers; Krause® Dominator and TL 3000 Disc Ripper		SoilRipper™ Point Bellota®, 7.50" winged point designed for a 1.25" wide shank	AMX57151	\$115.00
Fits Case®, John Deere® and Landoll®		Ripper Point 1" Thick, 2" x 13" Point Size 1/2" Plow Head Bolt Size, 3" Center	AMX57134	\$26.00
Recommended replacement for M&W and Sunflower® Subsoiler Points		Ripper Point 2 1/2" x 12" Point Size, 1 1/4" Shank Size 1/2" x 2 1/2" Pin/Bolt Size Comes w/ extra heavy-duty chrome-footed cap	AMX57135	\$153.00

Abilene Machine LLC

Family-Owned Since 1980

As one of the largest and most innovative ag replacement parts companies, getting you the parts you need is a responsibility we take seriously. We stock more than 40,000 new, used and remanufactured parts at 4 locations nationwide.



SELECT YOUR EQUIPMENT

What part do you need today?



Account

Cart

All Products

Brands

Used

Advanced Search

Support

More Product Available Online!

Abilene Machine offers more product than what is currently shown in this catalog.



Abilene Machine LLC

785-670-6741 | AbileneMachine.com

Kansas | Montana | South Carolina | South Dakota



Abilene Machine LLC
P.O. Box 129
Abilene, KS 67410
(785) 670-6741

Honest. Personal. Service.



Abilene Machine LLC
(785) 670-6741



AbileneMachine.com

©2024 Abilene Machine LLC. Abilene Machine® is a registered trademark of Abilene Machine LLC.

 Follow Abilene Machine
on Facebook

January 2024