



AbileneMachine®
Ag Replacement Parts

**FOR KUBOTA®
TRACTORS**







AbileneMachine.com



My Shed Feature on AbileneMachine.com

**Narrow down your parts search
specifically to your equipment**

Select the make, equipment and model of your machine in the dropdown menus located at the top of the home page. Then select a category or select "Any Category" to search all. Click the "Go" button.

SELECT YOUR EQUIPMENT  Search for parts 



Make*  Equipment Type* 





Models*  Categories  **GO**




ADD EQUIPMENT

To access your saved equipment
[Sign in](#)



SELECT YOUR EQUIPMENT  Search for parts 

Make*  John Deere  Equipment*  Tractor 

Model*  4440  Categories  **GO**



ADD EQUIPMENT

To access your saved equipment
[Sign in](#)

With your equipment selected, enter the product you are searching for (or part number if you have it). Suggested results will be displayed, or press enter to go to a list of all product results for your machine.

John Deere Tractor 4440  What part do you need today? 



John Deere Tractor 4440  **Seat Assembly** 


SUGGESTIONS


seat assembly
seat and suspension assembly
seat assembly with
grammer seat assembly
grammer seat and suspension assembly


CATEGORY


Seat & Suspension Assemblies
Seat Assemblies


PRODUCTS [VIEW ALL](#)


 **Grammer® Tractor Seat Assembly - Brown Matrix Fabric (AMSS11055)**
For Grammer Suspensions
OEM X-Reference number: undefined
\$ 847.00






 **Seat and Suspension Assembly (AMSS8093)**
Case®
Tractors - 1190, 1194, 1290, 1294, 1390, 1394, 1490, 1494, 1594, 1690...
OEM X-Reference number: 30-3050890, 30-3053350, 44907538, 533813M96, 81874576, 83982816, E9NN400AA, E9NN400AB99M, K307863
\$ 92.00
★★★★★


 **Grammer® Tractor Seat and Suspension Assembly for John Deere® (AMSS10078)**
John Deere® Tractors without IVT™ Transmission - 7200, 7210, 7400, 7410, 7510, 7600, 7610, 7630, 7700, 7710, 7720, 7730, 7800, 7810, 7820, 7830, 7920, 7930
OEM X-Reference number: undefined
\$ 1,470.00




MAKE 


☒ JOHN DEERE 






EQUIPMENT TYPE 


☐ BACKHOE-LOADER  1
☐ COMBINE  3
☐ COTTON HARVESTING  3
☐ SPRAYERS  3
☐ SWATHER  1
...



CATEGORY 


☐ SEAT & SUSPENSION ASSEMBLIES  6
☐ SEAT ASSEMBLIES  7
☐ SHOCK ABSORBERS  1



MODELS 


☐ 1020  2
☐ 1025R UTILITY  2
☐ 1025R UTILITY  2
☐ 1030  1
☐ 1040  1
...

CONDITION 


☐ NEW  12
☐ REMANUFACTURED  2

JOHN DEERE TRACTOR 4440  [Close All](#)


SORT BY: RELEVANCE  **14 RESULTS** [ITEMS PER PAGE: 12](#) 

 **SEAT ASSEMBLY, BROWN FABRIC FOR JOHN DEERE® TRACTOR (AMJD4240BRF)** **\$ 710.50** **ADD TO CART**

John Deere®
Tractors - 2010, 2350, 2355, 2510, 2520, 2550, 2555, 2750, 2755, 2855N, 2940, 2950, 2955, 3010, 3020, 3055, 3140, 3150, 3155, 3255, 4000, 4010,

 **SEAT ASSEMBLY, YELLOW VINYL FOR JOHN DEERE® TRACTOR, COMBINE AND SPRAYER (AMSS7896)** **\$ 453.50** **ADD TO CART**

John Deere®
Tractors - 2955, 3055, 3150, 3155, 3255, 4020, 4030, 4040, 4050, 4055, 4230, 4240, 4250, 4255, 4320, 4430, 4440, 4450, 4455, 4555, 4560, 4630,

 **DELUXE SEAT ASSEMBLY, BLACK FABRIC (AMSS72899)** **\$ 741.00** **ADD TO CART**

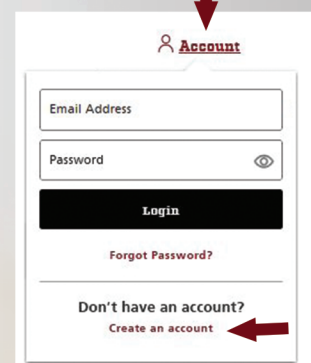
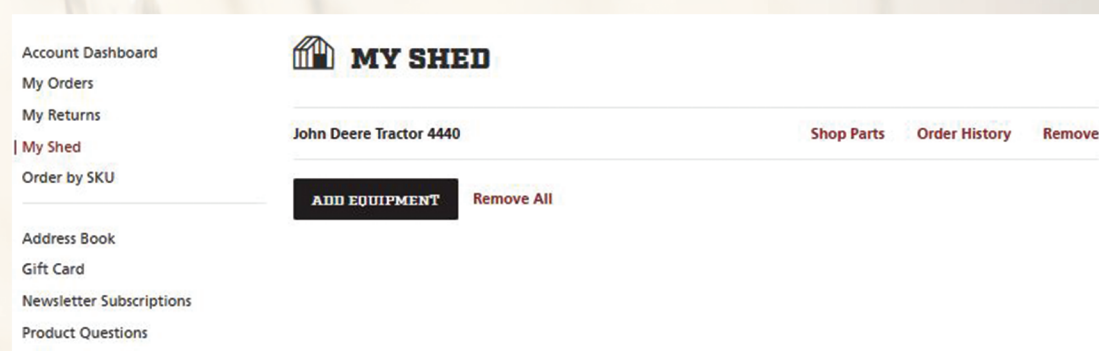
John Deere®
Tractors - 2010, 2350, 2355, 2510, 2520, 2550, 2555, 2750, 2755, 2855N, 2940, 2950, 2955, 3010, 3020, 3055, 3140, 3150, 3155, 3255, 4000, 4010,

With the My Shed feature, your equipment selections can now be saved to your account to make future searching convenient and easy!

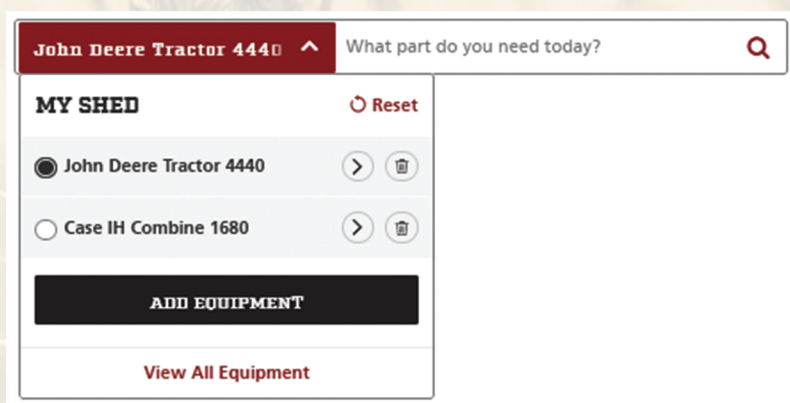
Once you create an account to access "My Shed," your equipment can be saved and you can also view past order history. This makes yearly maintenance easier and faster when it comes to getting the parts you need.

To create an account, select the Account icon to the right of the search bar and select "Create an account."

Follow the next screen to enter your information and create the account. If you made an equipment selection in the parts search, it will automatically be added to "My Shed" and will also be viewable on your Account Dashboard. Additional equipment can be added by clicking the "Add Equipment" button from either screen (prompts the dropdown menu at the top to open again) or by going directly to the parts search at the top of the page and making a new selection. When you hit "Go," this selection is automatically added to your shed.



Quickly switch between equipment in your Shed by clicking the dropdown menu at the top of the page and selecting between machines. The page will reload to that selection and is ready to search for the products you need.



Abilene Machine LLC

Abilene, Kansas
Bishopville, South Carolina
Sioux Falls, South Dakota
Billings, Montana

785-670-6741 | AbileneMachine.com

Table of Contents

Kubota®—Tractor	2
Air Conditioning and Components	34
Alternators	16
Belts	10
Drawbars	24
Fuel Lift Pumps and Components	11
Glass	33
Hydraulic Pumps and Components	24
Injectors	11
Lift Link Assemblies and Components	33
Lighting	30
Manifolds and Components	12
Mechanical Front Wheel Drive Parts	18
MFWD Differentials and Components	18
MFWD Hubs and Housing	18
Mufflers and Exhaust	12
Oil Pumps, Engine	2
Power Steering Cylinders and Components	28
PTO Adapters	27
PTO Shafts	27
Radiator Hoses	6
Radiators and Components	2
Rear Axle Components	28
Rockshaft Components	40
Spindles	22
Starters	14
Steering Arms	23
Steering Components	29
Steering Gearbox Assembly	28
Steering Shafts	29
Steering Wheels	29
Tie Rods and Components	20
Top Link Assemblies	34
Transmission Components	25
Water Pumps	9
Wheel Hubs and Components	23

Oil Pumps, Engine

Description	Part Number	Retail Price	Core
Application: L35, L355, L2500, L2600, L2800, L2850, L2900, L3000, L3010, L3250, L3300, L3350, L3400, L3450, L3600, L3650, L3710, L4200, L4300, L4310, L4350, L4400, L4610, M4030			
Engine Oil Pump Replaces 5471-35010, 15471-35012	AM15471-35013	\$ 145.20	
Application: B20, B21, B26, B1700, B1750, B2100, B2150, B2320, B2400, B2410, B2620, B2630, B2650, B2710, B2910, B2920, B3000, B3030, B3200, B3300, B3350, B4200, B6200, B7200, B7300, B7400, B7410, B7410D, B7500, B7500D, B7510, B7510D, B7610, B7800, B8200, B9200, BX22, BX22D, BX23, BX23D, BX24, BX25, BX1500, BX1800, BX1830, BX1850, BX1850D, BX1860, BX1870, BX2200, BX2200D, BX2230, BX2230D, BX2350, BX2360, BX2370, BX2370-1, BX2660, L39, L45, L47, L48, L235, L275, L2501, L2600, L2800, L3000, L3130, L3200, L3240, L3350, L3400, L3430, L3540, L3560, L3700, L3710, L3750, L3800, L3830, L3940, L4060, L4150, L4240, L4300, L4310, L4330, L4400, L4600, L4610, L4630, L4740, L4760, L5030, L5040, L5060, L5240, L5460, L5740, L6060, M4D-061, M4D-071, M4N-071, M5-091, M5-111, M5L-111, M5N-091, M5N-111, M59, M62, M95S, M105S, M4800SU, M4900, M5660, M5700, M6060, M7060, M8560, M9960, MX4700, MX5000, MX5100			
Oil Sender Switch Replaces 15521-39010, 15531-39013, 15531-39014	AM1A024-39010	\$ 21.10	

Radiators and Components

Description	Part Number	Retail Price	Core
Application: B2400D, B2400E, B2400HSD, B2400HSE			
Radiator Core: 12 7/8" x 15 1/2" x 2" 2 Rows	AM6C040-58520	\$ 739.00	
Application: B2410HSD, B2410HSDDB, B2410HSE, B2710HSD, F2260, F2560, F2560E			
Radiator Core: 12 3/4" x 15 3/8" x 1 7/8"	AM6C070-58520	\$ 610.00	
Application: B3000HSDC, B3000HSDCC, B3030HSDC, B3030HSDCC			
Radiator Aluminum Core: 16 15/16" x 13 3/4" 2 Rows, 11 Fins per Inch Includes Cap w/ 0.90 PSI	AM6C230-58520	\$ 251.00	
Application: B6100, B7100 w/ OEM 16 mm Drain Cock Port			
Radiator Overall: 14 3/8" x 16 1/2" Core: 13 1/8" x 10 3/4" x 1 3/4" 3 Rows, 12 Serpentine Fins per Inch w/ OEM 16 mm Drain Cock Port Replaces 15553-72110, 15553-72111	AM15553-72060	\$ 577.50	
Application: (B6100, B7100 - w/o HST Transmission)			
Radiator Core: 13" x 10 5/8" 3 Rows, 12 Fins per Inch Replaces 15371-72110	AM15371-72060	\$ 460.00	
Application: B7410D, B7500D, B7500DTN, B7500HSD, B7510D, B7510DN, B7510HSD, B7510HSDTR, B7610HSD			
Radiator Aluminum Core: 13 1/2" x 11 3/4" 2 Rows, 11 Fins per Inch Includes Cap w/ 0.90 PSI Replaces 6C120-58502, 6C170-58521	AM6C120-58500	\$ 189.00	
Application: B7510			
Radiator Overall: 17 1/8" x 16 3/16" Core: 15 3/8" x 12 3/4" x 1 7/8" 2 Rows, 10 Serpentine Fins per Inch	AM6C170-58520	\$ 480.00	

Kubota®—Tractor

Radiators and Components (...continued)

Description	Part Number	Retail Price	Core
Application: BX23S, BX24D, BX25, BX25DLB, BX25DLB-1, BX1850D, BX1860, BX1870, BX1870-1, BX1880, BX2350D, BX2360, BX2370, BX2370-1, BX2380 Radiator Aluminum Core: 13 1/2" x 12 3/4" 2 Rows, 11 Fins per Inch Includes Cap w/ 0.90 PSI	AMK2581-85010	\$ 107.00	
Application: L175 Radiator Core: 10 3/4" x 14" x 2" Replaces 15221-72063, 15228-72060	AM15221-72060	\$ 245.00	
Application: L235, L245, L275, L2050, L2350, L2500 Radiator Core: 12 3/4" x 13" x 1 3/4" 3 Rows, 16 Fins per Inch	AM15575-72060	\$ 361.00	
Application: L285, L295, L305, L345, L355 Radiator Core: 13 7/8" x 16 3/4" x 2" Replaces 15401-42060, 15401-72060	AM15301-72060	\$ 310.00	
Application: L295DT BSN 001031 & ASN 007245, L295F ASN 007615, L305DT, L305F, L355SS Radiator Core: 19 3/4" x 18 1/2" x 2" 3 Rows, 8 Fins per Inch	AM15411-72062	\$ 1,070.80	
Application: L2000, L2001, L2200 Radiator Replaces 15321-72111	AM15321-72061	\$ 471.50	
Application: L2250, L2550 Radiator Core: 14 3/4" x 16 1/4" x 1 1/4" Replaces 17321-72060	AM17331-72060	\$ 285.00	
Application: L2600DT, L2600F, L2800DT, L2800F, L2800HST, L3000DT, L3000F, L3400DT, L3400F, L3400HST, L3700SU, L4300DT, L4300F Radiator Aluminum Core: 17 1/4" x 13 3/4" 2 Rows, 11 Fins per Inch Includes Cap w/ 0.90 PSI	AMTC020-16000	\$ 270.00	
Application: L2650DT, L2650DTGST, L2650DTWET, L2650F, L2950DT, L2950DTGST, L2950DTWET, L2950F Radiator Overall: 15 3/4" x 18 1/2" Core: 15" x 14 3/4" x 1 1/4" 2 Rows, 12 Fins per Inch	AM17367-72060	\$ 528.50	
Application: L2850DT, L2850DT-GST, L2850F, L3250DT, L3250F Radiator Core: 15 13/16" x 16 9/16" x 1 1/2"	AM17355-72060	\$ 883.80	
Application: L3130DT, L3130F, L3130GST, L3130HST, L3430DT, L3430GST, L3430HST, L3430HSTC Radiator Core: 17.598" x 18.307" 1 Row, 11 Fins per Inch	AMT1060-16010	\$ 409.90	
Application: L3240DT, L3240F, L3240GST, L3240HST, L3240HSTC Radiator Core: 17.598" x 17.717" x 1.063"	AMTD110-16010	\$ 409.90	

Prices Subject to Change without Prior Notice. The use of original equipment manufacturer (OEM) part numbers or trademarks, e.g. Case® and John Deere®, are for reference purposes only and for indicating product use and compatibility. Our company and the listed replacement parts contained herein are not sponsored, approved or manufactured by the OEM. All parts are New unless designated Reman in the description.

Kubota®—Tractor

Radiators and Components (...continued)

Description	Part Number	Retail Price	Core
Application: L3240DT3, L3240F3, L3240GST3, L3240HST3, L3240HSTC3			
Radiator w/o Shroud Core: 15.748" x 17.795" x 1.89"	AMT1880-16002	\$ 468.10	
Application: L3450DT, L3450F, L3450ST, L3450G, L3650DT, L3650DTGST, L3650F			
Radiator Overall: 17 3/8" x 20 5/8" Core: 16 3/4" x 15 7/8" x 1 1/4"	AM16743-72060	\$ 403.00	
Application: L3750, L4150			
Radiator Core: 16 3/4" x 19 1/2" x 2" This radiator has a 1/2" off-center connection on the grille side of the bottom tank Replaces 17365-72060	AM17381-72060	\$ 350.00	
Application: L3830DT, L3830F, L3830GST, L3830HST, L4330DT, L4330GST, L4330HST, L4330HSTC, L4630DT, L4630GST, L4630GSTC, L4630HST			
Radiator Aluminum Core: 17 5/16" x 17 3/4" 2 Rows, 11 Fins per Inch Includes Cap w/ 0.90 PSI	AMT1150-16010	\$ 310.00	
Application: L4400DT, L4400F, L4400H			
Radiator w/o Shroud Core: 19.488" x 19.882" x 1.417"	AMTC230-99600	\$ 508.40	
Application: L4850, L5450			
Radiator Core: 16 3/4" x 19 1/2" x 2"	AM32590-10210	\$ 385.00	
Application: M100GXDT, M100XDT, M108SDS2, M108SDSC, M108SDSC2, M108SDSF, M108SDSL, M108SDSL2, M108SDSL2S, M108SDSLs, M108SH, M108SHC, M108SHD, M108SHDC, M108SHDC2, M108SSDS, M108XDT, M110GXDT, M110XDT, M4N-071HD12, M4N-071HDC12, M4N-071HDRC12, M8540DT, M8540DT1, M8540DTC, M8540DTC1, M8540F, M8540F1, M8540FC, M8540FC1, M8540HD, M8540HD1, M8540HD12, M8540HD121, M8540HDC, M8540HDC1, M8540HDC12, M8540HDC121, M8540HDNB, M8540HDNB, M8540HDNB1, M8540HDNBC, M8540HDNBC10, M8540HDNBPC, M8560HD, M8560HD12, M8560HDC, M8560HDC12, M8560HF, M8560HFC, M9540DT, M9540DT1, M9540DTC, M9540DTC1, M9540F, M9540F1, M9540FC, M9540FC1, M9540HD, M9540HD1, M9540HD12, M9540HD121, M9540HDC, M9540HDC1, M9540HDC12, M9540HDC121, M9540HDC241, M9540HDC12D, M9540HDL, M9540HDL1, M9540HDL1S, M9540HFL, M9540HFL1, M9540HFL1S, M96SDS, M96SDSC, M96SH, M96SHDM, M9960HD, M9960HD12, M9960HDC, M9960HDC12, M9960HDC24, M9960HDL, M9960HDLN, M9960HF, M9960HFC			
Radiator Aluminum Core: 19 1/8" x 19 1/8" 2 Rows, 12.70 Fins per Inch Includes Cap w/ 0.90 PSI	AM3C081-17100	\$ 305.00	
Application: M550, M5500, M6030 Late, M7030, M7500, M8030			
Radiator Core: 17 1/2" x 18 1/16" x 2" Replaces 15708-72060, 15714-72060, 15718-72060	AM15453-72060	\$ 395.00	
Application: M4030, M4030DT, M5030, M5030DT, M5030SU, M5030SUMDT			
Radiator Core: 19 9/16 x 18 11/16" 4 Rows	AM17301-72060	\$ 482.00	
Application: M4050, M4050DT, M4500, M4500DT			
Radiator Overall: 20" x 21 1/2" Core: 19 1/2" x 16 3/4" x 2 1/2" 4 Rows	AM15612-72060	\$ 415.00	

Prices Subject to Change without Prior Notice. The use of original equipment manufacturer (OEM) part numbers or trademarks, e.g. Case® and John Deere®, are for reference purposes only and for indicating product use and compatibility. Our company and the listed replacement parts contained herein are not sponsored, approved or manufactured by the OEM. All parts are New unless designated Reman in the description.

Kubota®—Tractor

Radiators and Components (...continued)

Description	Part Number	Retail Price	Core
Application: M4950, (M4950DTS, M4950S Late)			
Radiator Overall: 20" x 23 3/8" Core: 19 1/2" x 18 3/4" x 2 1/2"	AM15621-72063	\$ 433.50	
Application: M5040DT, M5040DT1, M5040DTC, M5040DTC1, M5040F, M5040F1, M5040FC, M5040FC1, M5040HD, M5040HD1, M5040HDC, M5040HDC1, M5140DT, M5140DTC, M5140F, M5140FC, M5140HD, M5140HDC, M5640SU, M5640SUD, M5640SUD1, M5660SUH, M5660SUHD, M6040DT, M6040DT1, M6040DTC, M6040DTC1, M6040F, M6040F1, M6040FC, M6040FC1, M6040HD, M6040HD1, M6040HDC, M6040HDC1, M6040HDNB, M6040HDNB1, M6060HD, M6060HDC, M6060HFC, M7040DT, M7040DT1, M7040DTC, M7040DTC1, M7040F, M7040F1, M7040FC, M7040FC1, M7040HD, M7040HD1, M7040HDC, M7040HDC1, M7040HDCLTD, M7040HDNB, M7040HDNB1, M7040HDNBC, M7040SU, M7040SUD, M7040SUH, M7040SUHD, M7060HD, M7060HD12, M7060HDC, M7060HDC12, M7060HFC			
Radiator Aluminum Core: 19" x 17 3/4" 2 Rows, 12.70 Fins per Inch Includes Cap w/ 0.90 PSI	AM3C001-17100	\$ 295.00	
Application: M5950, M6950, M6970, M7580, M7980, M7950, M7970, M8580			
Radiator Core: 17 1/2" x 18 1/4" x 2" Replaces 15482-72060, 15482-99280, 15571-72064, 15572-72060	AM15482-99280	\$ 325.00	
Application: M6030 Early, M6030DT, M6030DTN, M6030DTNB			
Radiator Core: 18" x 17 1/2" x 2 1/8" 3 Rows, 8 Fins per Inch Extra 1/2" Port to the Left of Bottom Hose Connection	AM15725-72060	\$ 394.00	
Application: (M6800, M6800DT, M6800HDC, M6800S, M6800SDT - w/ Cab), (M8200, M8200DT, M8200HD, M8200SDTN, M9000, M9000DT, M9000DTM, M9000HD, M9000HDL-F - w/o Cab, Low Profile)			
Radiator Overall: 19 3/4" x 23" Core: 19 1/4" x 19" x 2 7/16" 4 Rows, 12 Fins per Inch	AM3A151-17100	\$ 475.00	
Application: M7950, M7950DT, M7950DTS, M7970DT			
Radiator w/ 9/16" Heater Outlet Core: 19 3/4" x 18 1/2" x 2" 3 Rows, 8 Fins per Inch	AM15483-72060	\$ 1,203.80	
Application: L4850, L5450, M7030			
Radiator Core: 19 1/2" x 16 3/4" x 2"	AM16504-72060	\$ 374.00	
Application: M8200, M8200DT, M8200HDC, M8200SDTN, M9000, M9000DT, M9000DTMC, M9000HDC			
Radiator Core: 19 7/8" x 26 1/4" x 2 7/16"	AM3A75117100	\$ 715.00	
Application: MX4700DT, MX4700F, MX4700H, MX5100DT, MX5100F, MX5100H			
Radiator w/o Shroud Core: 17.717" x 18.701" x 1.417"	AMTC250-99602	\$ 508.40	
Application: L355, L1802, L2002, L2402			
Fan, 7 Blade Replaces 15501-74110, 15511-74110	AM15521-74110	\$ 41.00	

Kubota®—Tractor

Radiator Hoses

Description	Part Number	Retail Price	Core
Application: B26, B2710HSD, B2910HSD, B3030HSD, B3200HSD, B3200HSDWO, B3300SUHSD, B7800HSD			
Radiator Hose, Upper 1.062" ID	AM6C070-58630	\$ 18.30	
Application: B7200 2WD ASN 20000 & 4WD ASN 60000			
Radiator Hose, Upper 1" ID	AM15531-72940	\$ 10.80	
Application: L175, L185			
Radiator Hose, Upper 1.312" ID	AM15221-72940	\$ 20.30	
Application: L225, L235, L245, L245H, L275, L285, L295, L305, L345, L355, L2050 BSN 10749			
Radiator Hose, Upper 1.312" ID	AM15321-72940	\$ 7.00	
Application: L285, L295, L305, L345, L355			
Radiator Hose, Upper 1.312" ID	AM15401-72940	\$ 7.80	
Application: L2250, L2550, L2850, L3250			
Radiator Hose, Upper Front 1.312" ID	AM31351-18010	\$ 5.80	
Radiator Hose, Upper Rear 1.312" ID	AM31351-18020	\$ 17.10	
Application: L2650, L2950, L3450, L3650			
Radiator Hose, Upper 1.312" ID	AM30400-88310	\$ 20.60	
Application: L2900, L3300			
Radiator Hose, Upper 1.375" ID	AM34070-16120	\$ 13.30	
Application: L3750, L4150			
Radiator Hose, Upper 1.312" ID	AM32530-10552	\$ 11.60	
Application: M4N-071, M8540, M8560, M9540, M9960			
Radiator Hose, Upper	AM3C081-17460	\$ 30.00	
Application: M4000			
Radiator Hose, Upper 1.375" ID	AM15601-72940	\$ 11.30	
Application: M4050, M4500			
Radiator Hose, Upper 1.375" ID	AM15612-72940	\$ 23.80	
Application: (M5950, M6950 ASN 17834), (M5950-S, M6950-S - 2WD ASN 20001 & 4WD ASN 60001), M6030, M6970, M7030, M7030SU, M8030, (M7950 ASN 17834, M7950-S, M7970 - w/o Cab)			
Radiator Hose, Upper 1.75" ID	AM15481-72940	\$ 32.90	
Application: M7030 Narrow, Vineyard			
Radiator Hose, Upper 1.312" & 1.75" ID	AM16504-72940	\$ 23.20	
Application: (M7950, M7950-S, M7970 - w/ Cab)			
Radiator Hose, Upper 1.812" ID	AM15441-72950	\$ 33.50	

Prices Subject to Change without Prior Notice. The use of original equipment manufacturer (OEM) part numbers or trademarks, e.g. Case® and John Deere®, are for reference purposes only and for indicating product use and compatibility. Our company and the listed replacement parts contained herein are not sponsored, approved or manufactured by the OEM. All parts are New unless designated Reman in the description.

Kubota®—Tractor

Radiator Hoses (...continued)

Description	Part Number	Retail Price	Core
Application: M8950, M8950-S, M8970, M9580 ASN 60080			
Radiator Hose, Upper 1.312" ID	AM15484-72940	\$ 34.20	
Application: B26, B2710HSD, B2910HSD, B3030HSD, B3200HSD, B3200HSDWO, B3300SUHSD, B7800HSD			
Radiator Hose, Lower 1.062" & 1.187" ID	AM6C070-58570	\$ 24.50	
Application: B2320DT, B2320DTWO, B2320HSD, B2620HSD, B2920HSD, B7500D, B7500DTN, B7500HSD, B7510D, B7510DN, B7510HSD, B7510HSDTR, B7610HSD			
Radiator Hose, Lower 1.062" & 1.187" ID	AM6A320-58570	\$ 20.30	
Application: B7200			
Radiator Hose, Lower 1" ID	AM15531-72850	\$ 6.90	
Application: L175, L185			
Radiator Hose, Lower 1.312" ID	AM15221-72850	\$ 18.70	
Application: L225, L235, L245, L245H, L275, L285, L295, L305, L345, L355, L2050 BSN 10749			
Radiator Hose, Lower 1.312" ID	AM15321-72850	\$ 6.35	
Application: L2250, L2550			
Radiator Hose, Lower Front 1.312" ID	AM31351-18050	\$ 9.10	
Radiator Hose, Lower Rear 1.312" ID	AM31351-18060	\$ 11.40	
Application: L2800DT, L2800F, L2800HST, L3400DT, L3400F, L3400HST, L3700SU			
Radiator Hose, Lower	AMTC220-16140	\$ 21.70	
Application: L2050DT, L2050F ASN 010750			
Radiator Hose, Lower	AM35010-88360	\$ 10.00	
Application: L2850, L3250			
Radiator Hose, Lower Front 1.312" ID	AM32430-18050	\$ 12.30	
Radiator Hose, Lower Rear 1.312" ID	AM32430-18060	\$ 13.90	
Application: L2900, L3300, L3600, L4200			
Radiator Hose, Lower 1.312" ID	AM34070-80390	\$ 19.30	
Application: L3350, L4350			
Radiator Hose, Lower 1.312" ID	AM17365-72850	\$ 33.50	
Application: L3750, L4150, L4850, L5450			
Radiator Hose, Lower 1.312" ID	AM17381-72850	\$ 17.70	
Application: L4600DT, L4600F, L4600H			
Radiator Hose, Lower	AMTC432-16140	\$ 44.10	

Prices Subject to Change without Prior Notice. The use of original equipment manufacturer (OEM) part numbers or trademarks, e.g. Case® and John Deere®, are for reference purposes only and for indicating product use and compatibility. Our company and the listed replacement parts contained herein are not sponsored, approved or manufactured by the OEM. All parts are New unless designated Reman in the description.

Kubota®—Tractor

Radiator Hoses (...continued)

Description	Part Number	Retail Price	Core
Application: M4000			
Radiator Hose, Lower 1.312" ID Replaces 1560172851	AM15601-72850	\$ 16.10	
Application: M4030, M4950, M4950S, M5030			
Radiator Hose, Lower 1.25" ID	AM15621-72852	\$ 13.70	
Application: M4050, M4500			
Radiator Hose, Lower 1.312" ID	AM15612-72850	\$ 11.20	
Application: M4950, M4950S			
Radiator Hose, Lower 1.312" ID	AM15622-72852	\$ 8.00	
Application: M5500, M7500			
Radiator Hose, Lower Short Hose 1.50" ID	AM15701-72850	\$ 9.20	
Application: M5950, M5950-S, M6030, M6950, M6950-S, M6970, M7030, M7030SU, M7950, M7950-S, M7970, M8030, M8950, M8950-S, M8970			
Radiator Hose, Lower 1.437" ID	AM15571-72853	\$ 38.90	
Application: M7580, M8580, M9580			
Radiator Hose, Lower 1.437" ID	AM16541-72850	\$ 23.50	
Application: M8540, M9540			
Radiator Hose, Lower	AM3C081-17450	\$ 43.10	
Application: B20, B1550, B1750, B2150, B5200, B6200 w/ HST Transmission or Gear Drive Engine ASN 369055, B7200, B8200, B9200			
Radiator Hose Water Pump to Water Pipe Hose 1" ID	AM15531-72870	\$ 6.20	
Application: L305, L345, L355, L3350, L4150, L4350, L4850, L5450, M4050, M4500, M5030			
Heater, Lower Radiator Hose 600 Watts For 1.50" Diameter Hose	AM70000-82500	\$ 70.20	
Application: K4030, L235, L275, L285, L1802, L2002, L2202, L2402, L2500, L2550, L2600, L2900, L2950, L3000, L3010, L3250, L3350, L3410, L3450, L3600, L3650, L3710, L4200, L4300, L4310, L4350, L4850DT, L5450, M4700, M4900, M5030, M5400, M5700, Excavators: K91H, KH66H, KH101, KH151, KX101, KX121, KX151, KX161-2, Loaders: R400, R410, R420, R510, R520			
Bypass Hose	AM15321-73340	\$ 14.50	
Application: KH191, KH28L, L245, L285, L295, L305, L345, L2000, L2201, L2600, M4850DT, M4950			
Bypass Hose	AM15321-73350	\$ 7.00	
Application: B20, B5200, B6200 2WD ASN 020000 or 4WD ASN 060000, B7200, B8200, B9200			
Drain Hose	AM15741-73130	\$ 7.90	
Application: B7500, B7510, B7610			
Drain Hose, Lower 0.47" ID	AM6A320-58690	\$ 6.90	

Prices Subject to Change without Prior Notice. The use of original equipment manufacturer (OEM) part numbers or trademarks, e.g. Case® and John Deere®, are for reference purposes only and for indicating product use and compatibility. Our company and the listed replacement parts contained herein are not sponsored, approved or manufactured by the OEM. All parts are New unless designated Reman in the description.

Kubota®—Tractor

Water Pumps

Description	Part Number	Retail Price	Core
Application: B20, B1550, B1750, B2150, B5200, B6200, B7200, B8200, B9200			
Water Pump	AM15534-73030	\$ 110.40	
Application: B2650, B3000, B3030, B3350			
Water Pump Replaces 16326-73030	AM16326-73033	\$ 114.50	
Application: B8200 Gear Drive Engine BSN 373345			
Water Pump w/ Pulley Replaces 15531-73030	AM15552-73030	\$ 110.00	
Application: L47, L3560, L4060, L4701, L4760, L5060, L5460, L6060, M62, M5140, M5640, M5660, MX4800, MX5200, MX5800			
Water Pump Replaces 1G928-73030, 1G928-73032, 1G928-73034	AM1G928-73035	\$ 143.70	
Application: L225, L225DT, L245 BSN 14147, L245H			
Water Pump w/ Pulley 3/8" Groove	AM15321-73032	\$ 58.00	
Application: L235, L275, L355, L3350, L4350 Replaces 15521-73030, 15521-73033, 15521-73035, 15521-73039			
Water Pump Includes Mounting Gasket	AM6653941	\$ 55.00	
Application: KJS130D, KJS130DX, KJS150V, KJS150VX, KJT210V, KJT210VX, L235, L275, L355, L3350, L4350, L4350DT			
Water Pump w/ Hub Replaces 15521-73035, 15521-73039	AM15521-73033	\$ 78.00	
Application: L245 ASN 14147, L245DT			
Water Pump w/ Pulley	AM15341-73030	\$ 147.20	
Application: L2050, L2250, L2350, L2500, L2550, L2600, L2650, L2800, L2850, L2900, L2950, L3000, L3010, L3130, L3240, L3250, L3300, L3400, L3410, L3430, L3450, L3540, L3600, L3650, L3710, L3830, L3940, L4200, L4240, L4300, L4310, L4400, L4610, L4630, L4740, L4850, L5450, M4030SU, M4700, M4800SU, M4900, M5700, MX5000, MX5000DT, MX5000F, MX5000SU, MX5100, MX5100DT, MX5100HST, Ind: L35			
Reman Water Pump w/ Hub Replaces 1A021-73030, 17331-73030, K164127	AM16412-73030	\$ 132.30	\$ 20.00
Application: M4N-071, M5-111, M5L-111, M5N-091, M5N-111, M6-101, M6-111, M95S, M95X, M96S, M105S, M105X, M108X, M6800, M8200, M8540, M8560, M9000, M9540, M9960, M100X, M100GX, M110GX			
Water Pump Replaces 1C010-73030	AM1C010-73032	\$ 163.50	
Application: M4950, M4950DT, M5500, M5500DT, M5950, M5950DT, M6030, M6030DT, M6030N, M6950, M7030, M7030DT, M7030SU, M7500, M7500ACL, M7500DT, M7580DT, M8030, M8030DT, M9580DT			
Water Pump w/ Hub Replaces 15451-73030	AM15481-73030	\$ 128.00	
Application: M5040, M6040, M6060, M7040, M7060			
Water Pump Replaces 1G772-73030, 1G772-73032, 1G772-73034	AM1G772-73035	\$ 227.00	

Kubota®—Tractor

Belts

Description	Part Number	Retail Price	Core
Application: L175, L185, L225, L245, L295 BSN 3550, L1500, L1501, L2000			
Fan Belt 0.45" x 41.57" Replaces 15221-72530	AM15321-72530	\$ 7.00	
Application: L285, L305, L345, L1802, L2002, L2202, L2402			
Fan Belt 0.375" x 41.50"	AM15401-97010	\$ 8.50	
Application: L2500, L2850, L3750, L4150, L4850DT, L5450DT, M4030, M4030SU, M4050, M4500, M4700, M4950S, M5030, M5400, M5700, M5950, M7500ACL, Excavators: KH28, KH170, KH191			
Fan Belt 0.50" x 5/16" V-Belt	AM15196-97010	\$ 8.00	
Application: L4300, L4350, L4400, M110 BSN 50385, M120, M4800SU, M5950, M6950, M7950, M7580, M8580, M9580, MX5000, 4WD: L3350, L4350, Excavators: KH101, KH151, KX91-3S, KX101, KX121-2, KX121-2S, KX151, Loaders: R400, R410, R410B, R510, R510B, R520			
Fan Belt 0.50" x 5/16" V-Belt	AM15471-97010	\$ 8.00	
Application: M4050, M4500, M4950			
Fan Belt 0.53" x 43.77"	AM15606-97012	\$ 8.00	
Application: M5950, M5950-S, M6030, M6950, M6950-S, M6970, M7030, M7030SU, M7500, M7950, M7950-S, M7970, M8030, M8950, M8950-S, M8970 - w/o Cab			
Fan Belt	AM15451-97010	\$ 8.00	
Application: (M5950, M6950, M6950-S, M6970, M7950, M8950, M8950-S, M8970 - w/ Cab), M6030 ASN 80544, M7030 Narrow or 2WD/4WD ASN 80544, M7030SU ASN 80544, M7580, M8030 ASN 80544, M8580, M9580			
Fan Belt	AM15451-99380	\$ 9.00	
Application: M110 ASN 50386, M120, M125X, M7580 BSN 60078, M8580 BSN 60094			
A/C Compressor Belt 0.50" x 63" V-Belt	AM33740-50890	\$ 7.30	
Application: M7580 BSN 60079			
A/C Compressor Belt 0.50" x 62" V-Belt	AM33760-50890	\$ 6.00	
Application: M9000			
A/C Compressor Belt 0.50" x 60.80"	AM3A851-79320	\$ 18.00	

Kubota®—Tractor

Fuel Lift Pumps and Components

Description	Part Number	Retail Price	Core
Application: KH35, KH36, KH41, KH51, KH60, KH61, KH66, KH90, KH91, KH101, KH151, KH191, KX101, KX151, KX41H, KX71, Loaders: R310, R310BH, R400B, R410, R410B, R510, R510, Mowers: B6000, B6000E, G3200, G4200, G4200H, G5200H, G6200H - All w/ Diesel Fuel Lift Pump Replaces 68371-51210	AM15231-52033	\$ 21.00	
Application: L35TL, L39, L45, L48TL, L2800DHW, L2800DT, L2800F, L2900DT, L2900DTGST, L2900F, L3000DT, L3000F, L3010DT, L3010F, L3010GST, L3010HST, L3130DT, L3130F, L3130GST, L3130HST, L3240DT, L3240F, L3240GST, L3240HST, L3240HSTC, L3300DT, L3300DT-GST, L3300F, L3400DT, L3400F, L3400HST, L3410DT, L3410GST, L3410HST, L3430DT, L3430GST, L3430HST, L3430HSTC, L3540GST, L3540HST, L3540HSTC, L3600DT, L3600DTC/GSTC, L3600GST, L3700SUHSTP, L3710DT, L3710GST, L3710HST, L3710HSTC, L3830DT, L3830F, L3830GST, L3830HST, L3940DT, L3940GST, L3940HST, L3940HSTC, L4200DT-GST, L4200DT-GSTC, L4200DTGHST, L4240DT, L4240GST, L4240HST, L4240HSTC, L4300DT, L4300F, L4310DT, L4310F, L4310GST, L4310GSTC, L4310HST, L4310HSTC, L4330DT, L4330GST, L4330HST, L4330HSTC, L4400DT, L4400DW, L4400FV, L4400FW, L4400H, L4400W, L4610GST, L4610HST, L4610HSTC, L4630DT, L4630GST, L4630HST, L4630HSTC, L4740, L5030GST, L5030HST, L5030HSTC, L5040GST, L5240, L5450DT, L5740, M59, M4700, M4700DT, M4800SU, M4900, M4900C, M4900DT, M4900DTC, M4900S, M4900SC, M4900SCS-F, M4900SD, M4900SDC, M4900SU, M4900SUD, M5400, M5400DT, M5400DT-N, M5700, M5700C, M5700DT, M5700DT-N, M5700DTC, M5700HD-F, M5700HDC, MX4700DT, MX4700F, MX4700HST, MX5000DT, MX5000F, MX5100DT, MX5100F	AM17121-52030	\$ 80.00	
Application: M95S, M95X, M96S, M105S, M105X, M5040, M6040, M6800, M7040, M8200, M8540, M9000, M9540 Fuel Pump Replaces 1C010-52032, 1C010-52033, 1C010-52034	AM1C010-52035	\$ 122.50	
Application: M5040, M6040, M7040 Fuel Solenoid Replaces 1G772-60010, 1G772-60012, 1G772-60013	AM1G772-60014	\$ 156.90	
Application: B2410, B2710, B2910 Fuel Shutoff Solenoid Replaces 6A320-31152, 6A320-31150	AM6A320-31153	\$ 86.60	
Application: M95, M95S, M95X, M96S, M105, M105S, M105X, M6800, M8200, M8540, M9000, M9540 Fuel Shut Off Solenoid	AM1C010-60017	\$ 105.20	
Application: L3560, L4060, L4760, L5060, L5460, L6060, M5040, M5140, M5660, M6040, M6060, M7040 Fuel/Water Separator	AM1G311-43350	\$ 129.30	
Application: M95S, M95X, M96S, M100X, M105S, M105X, M108S, M108X, M110X, M4900, M5700, M6800, M8200, M8540, M9000, M9540, MX4800, MX5200, MX5800 Fuel/Water Separator Replaces 16541-43350	AM1G410-43350	\$ 68.20	
Application: (M5140DT, M5140DTC, M5140HD, M5140HDC BSN 051124), M5140F BSN 010084, M5140FC Fuel/Water Separator	AMRA238-51400	\$ 45.00	

Injectors

Description	Part Number	Retail Price	Core
Application: B1550D , B1550E , B1550HSTE, B1552HSTD, B1750D, B1750E, B1750HSTD, B1750HSTE, B2150D, B2150E, B2150HSE, B7100HSTD, B7100HSTE, F2100-MOWER, L175, L225, L225DT Fuel Injector Replaces 15271-53002	AM15221-53000	\$ 41.50	
Application: B1700D, B1700E, B1700HSD, B1700HSE, B2100D, B2100E, B2100HSD, B2100HSE, B2400D, B2400E, B2400HSD, B2400HSE, B2410HSD, B2710HSD, B2910HSD, B7500D, B7500DTN, B7500HSD, B7510D, B7510HSD, B7510D, B7510HSD, B7510HSDTR, B7610HSD, B7800HSD, BX22D, BX23D, BX2200D Fuel Injector Replaces 16032-53902, H1601-53000	AM16032-53900	\$ 95.00	
Application: L2250DT, L2250F, L2250, L2550DTGST, L2550F, L2650DT, L2650DTGST, L2650DTWET, L2650F, L2850DT, L2850DTGST, L2850F, L3250DT, L3350DT, L3450DTGST, L3450DTWET, L3450F, L4150DTN, M4030, M4030DT, M4030SU, M4060SUTF, M5030, M5030DT, M5030SU, M5030SUMDT Fuel Injector	AM17391-53000	\$ 59.00	

Prices Subject to Change without Prior Notice. The use of original equipment manufacturer (OEM) part numbers or trademarks, e.g. Case® and John Deere®, are for reference purposes only and for indicating product use and compatibility. Our company and the listed replacement parts contained herein are not sponsored, approved or manufactured by the OEM. All parts are New unless designated Reman in the description.

Kubota®—Tractor

Manifolds and Components

Description	Part Number	Retail Price	Core
Application: L175, L185, L245, L1500, L1500DT			
Exhaust Manifold Replaces 15221-12310, 15221-12312, 15221-12313	AM15221-12314	\$ 50.00	
Exhaust Elbow Replaces 15221-12320, 15221-12323	AM15221-12325	\$ 33.00	
Application: L1802, L2002, L2202, L2402			
Exhaust Manifold L02 Series, 3 Cylinder Replaces 15521-12310	AM15521-12312	\$ 54.00	
Application: L225, L235, L245, L275, L295, L305, L2000			
Exhaust Manifold Replaces 15321-12313	AM15321-12310	\$ 53.50	
Application: L285, L2600, L3001			
Exhaust Manifold Replaces 15401-12310, 15401-12314	AM15401-12316	\$ 67.00	

Mufflers and Exhaust

Description	Part Number	Retail Price	Core
Application: Universal Tractors			
Exhaust Pipe Diameter 3.50", Length 48"	AMS312X48	\$ 89.00	
Application: B21, B1700D, B1700E, B1700HSD, B1700HSE, Ind/Const: B2100D, B2100E, B2100HSD, B2100HSE, B2400D, B2400E, B2400HSD, B2400HSE, B2410HSD, B2410HSD, B2410HSE, B2710HSD, B2910HSD, B7800HSD			
Muffler Horizontal, Length 11" Replaces 6C040-58403, 6C040-58404, 32721-97000	AM32721-97002	\$ 88.00	
Application: B26, B2320DT, B2320DTN-1, B2320DTWO, B2320HSD, B2320HSDN, Ind/Const: B2620HSD, B2630HSD, B2920HSD, B3030HSD, B7500D, B7500DTN, B7500HSD, B7510D, B7510DN, B7510HSD, B7510HSDTR, B7610HSD			
Muffler Inlet OD 1.50", Length 110" Replaces 6A320-58404, 6A320-58405, 6A320-58406	AM6A320-58400	\$ 117.00	
Application: B1550, B1750, B5200, B6200, B7200 - 1983-89 w/ 13HP-20HP Engine			
Muffler Vertical Round, Length 20"	AM15751-12010	\$ 55.00	
Application: B3000HSDC, B3000HSDCC, B3030HSDC, B3030HSDCC			
Muffler Oval, Length 16.25" Replaces 6C230-58402, 6C230-58403	AM6C230-58404	\$ 122.00	
Application: BX22D, BX23D, BX1800D, BX1830D, BX2200D, BX2660D, BX2670, BX2670-1			
Muffler Oval, Length 12.75" Replaces K2551-83110, K2561-83110	AMK2551-83112	\$ 109.00	
Application: BX24D, BX25, BX25DLB, BX25DLB-1, BX2350D, BX2360, BX2370, BX2370-1			
Muffler Oval, Length 12.67"	AMK2581-83110	\$ 59.00	
Application: BX2230D			
Muffler Round, Length 12.80"	AMK2571-83110	\$ 57.75	

Prices Subject to Change without Prior Notice. The use of original equipment manufacturer (OEM) part numbers or trademarks, e.g. Case® and John Deere®, are for reference purposes only and for indicating product use and compatibility. Our company and the listed replacement parts contained herein are not sponsored, approved or manufactured by the OEM. All parts are New unless designated Reman in the description.

Kubota®—Tractor

Mufflers and Exhaust (...continued)

Description	Part Number	Retail Price	Core
Application: L175, L185, L225, L235, L245, L275, L285, L295, L305, L1500, L1501, L2000, L2350, L2500, L2600, L3000, L3050, L3001 - w/ Vertical Muffler			
Muffler Replaces Muffler and Pipe Vertical, Length 36 1/4" Use w/ Original Elbow Replaces 15221-12116, 34219-12410	AMX39109	\$ 77.00	
Application: L175, L185, L225, L245, L295, L305, L1500, L1501, L2350, L2500, L2600, L3000, L3050ST			
Muffler Replaces Elbow & Extension Vertical, Length 37" Replaces 15221-12115, 15221-12116	AMX39111	\$ 103.00	
Application: L175, L185, L225, L1500, L1501, L2000			
Muffler Replaces Muffler, Elbow & Pipe Vertical, Length 42.91" Replaces 15221-12110, 15221-12114, 15221-12115, 15221-12116	AMX39110	\$ 117.00	
Application: L185, L235, L275, L285, L295, L305, L345, L2050, L2350			
Muffler Vertical / Round, Length 20 1/2"	AM15221-12116	\$ 66.50	
Inlet Clamp	CL-158	\$ 6.00	
Extension Pipe, Breakover Use w/ AM15221-12116, Will Not Fit Kubota OEM Muffler 24 1/4" Length, Clamp Not Included	AM34219-12410	\$ 40.00	
Inlet Clamp	CL-200	\$ 6.00	
Application: L2850, L3400DT			
Muffler	AM32434-88710	\$ 65.00	
Application: L345, L355SS, L1802, L2002, L2202, L2402, L2602, L3202, L4202			
Muffler L02 Series Vertical, Length 34.64" Replaces 15521-12112	AM15521-12110	\$ 99.00	
Application: L2800DT, L2800F, L2800HST, L3400DT, L3400F, L3400HST, L3700SU, L4400DT, L4400F, L4400H			
Muffler Oval, Gasket Not Included	AMTC220-16410	\$ 171.00	
Application: L3130DT, L3130F, L3130GST, L3130HST, L3240DT, L3240DT3, L3240F, L3240F3, L3240GST, L3240GST3, L3240HST, L3240HST3, L3240HSTC, L3240HSTC3, L3430DT, L3430GST, L3430HST, L3430HSTC, L3540GST, L3540GST3, L3540HST, L3540HST3, L3540HSTC, L3540HSTC3, L3830DT, L3830F, L3830GST, L3830HST, L3940DT, L3940DT3, L3940GST, L3940GST3, L3940HST, L3940HST3, L3940HSTC, L3940HSTC3, L4240DT, L4240DT3, L4240GST, L4240GST3, L4240HST, L4240HST3, L4240HSTC, L4240HSTC3, L4330DT, L4330GST, L4330HST, L4330HSTC, L4630DT, L4630GST, L4630HSTC, L4630HSTC3, L4630HST			
Muffler Oval, Length 19.75" Replaces TD050-16410	AMTD050-16412	\$ 220.00	
Application: M100XDTC, M110XDTC			
Muffler, Underhood	AM3T200-12110	\$ 340.00	
Application: M5040DT, M5040DT1, M5040F, M5040F1, M5040HD, M5040HD1, M6040DT, M6040DT1, M6040F, M6040F1, M6040HD, M6040HD1, M6040HDNB, M7040DT, M7040DT1, M7040F, M7040F1, M7040HD, M7040HD1, M7040HDNB, M7040SU, M7040SUD BSN 54787			
Muffler Round, Length 22.50"	AM3C001-12310	\$ 510.00	

Kubota®—Tractor

Mufflers and Exhaust (...continued)

Description	Part Number	Retail Price	Core
Application: M5040DT, M5040DT1, M5040F, M5040F1, M5040HD, M5040HD1, M6040DT, M6040DT1, M6040F, M6040F1, M6040HD, M6040HD1, M7040DT, M7040DT1, M7040F, M7040F1, M7040HD, M7040HD1 Muffler Round, Length 13.50" Replaces 3C011-12110	AM3C011-12113	\$ 340.00	
Application: M5040DTC, M5040DTC1, M5040FC, M5040FC1, M5040HDC, M5040HDC1, M6040DTC, M6040DTC1, M6040FC, M6040FC1, M6040HDC, M6040HDC1, M7040DTC, M7040DTC1, M7040FC, M7040FC1, M7040HDC, M7040HDC1, M7040HDC1TD BSN 54787 Muffler Round, Length 13.60" Replaces 3C501-12110	AM3C501-12112	\$ 273.00	
Application: M6040DTC, M6040DTC1, M6040FC, M6040FC1, M6040HDC, M6040HDC1, M7040DTC, M7040DTC1, M7040FC, M7040FC1, M7040HDC, M7040HDC1 Muffler Oval, Inlet OD 2" Replaces 3C754-12110	AM3C552-12110	\$ 210.00	
Application: M6800, M6800DT, M6800HD, M6800S, M6800SDT Muffler Replaces 3A112-12110	AM3A111-12115	\$ 462.00	
Application: M6800HDC, M6800SC, M6800SDTC Muffler Replaces 3A652-12110	AM3A651-12112	\$ 495.00	
Application: M6950, M7950 - 1983-87, 66 HP through 76 HP Muffler Vertical Round, Length 34"	AM15621-12110	\$ 350.50	
Application: MX4700DT, MX4700F, MX4700H, MX5000DT, MX5000F, MX5000SU Muffler Oval, Length 25.25"	AMTC050-16410	\$ 203.00	

Starters

Description	Part Number	Retail Price	Core
Application: B20, B1500HSTD, B1550D, B1550E, B1550HSTE, B1750D, B1750E, B1750HSTD, B1750HSTE, B4200D, B7100HSTD, B7100HSTE, B7200HSTD, B7200HSTE, Mowers: F2000, F2100, G1700, G1800, G1800S, G1900, G1900S, G2000, G3200, G4200, G6200H Starter, 12 Volt Mitsubishi, Direct Drive, 9 Tooth, 0.80kW 2-Ear Mount on Drive End Housing	AM15231-63015	\$ 160.00	
Application: B21 Starter, 12 Volt Denso, Direct Drive, 9 Tooth, 1kW, CW Rotation Replaces 6A100-31150	AM6A100-31154	\$ 222.50	
Application: B26, B2630HSD, B2710HSD, B2910HSD, B3000HSDC, B3000HSDCC, B3030HSD, B3030HSDC, B3030HSDCC, B3200HSD, B3200HSDWO, B3300SUHSD, B7800HSD Starter, 12 Volt Mitsubishi, Direct Drive, 8 Tooth, CW Rotation Replaces 6C070-59211, 6C070-59212	AM6C070-59210	\$ 125.00	
Application: B1700D, B1700E, B2100D, B2100E, B2320DT, B2320DTN, B2320DTWO, B2320HSD, B2320HSDN, B2400D, B2400E, B2410HSD, B2410HSDB, B2410HSE, B2620HSD, B2920HSD, B7500D, B7500DTN, B7500HSD, B7510D, B7510DN, B7510HSD, B7510HSDTR, B7610HSD Starter, 12 Volt Mitsubishi, Permanent Magnet Gear Reduction, 8 Tooth, 0.90kW 2-Ear Mount Replaces 6C140-59210, 6C140-59211, 6C140-59212	AM6C140-59213	\$ 172.50	

Kubota®—Tractor

Starters (...continued)

Description	Part Number	Retail Price	Core
Application: BX22D, BX2200D, RTV900G, RTV900G6, RTV900R, RTV900R6, RTV900RSD, RTV900RSDL, RTV900S, RTV900T, RTV900T2, RTV900T5H, RTV900T6, RTV900W, RTV900W6, RTV900W6SE, RTV1100, RTV1100CR, RTV1100CW Starter, 12 Volt Denso, Gear Reduction, 9 Tooth, 1.40kW 2-Ear Mount on Drive End Housing Replaces 16235-63010, K7561-61810, K7561-61811, K7711-61800, K7711-98600	AMK7571-96800	\$ 150.00	
Application: Utility: BX1500D, Mowers: F2260, F2560, F2560E, F3060, G2160, G2160AU, G2160DS, GR2100, GR2110, GR2120, GR2120B, TG1860, ZD18, ZD18F, ZD21, ZD21F, ZD25, ZD28, ZD221, ZD321, ZD321N, ZD323, ZD326 Starter, 12 Volt Denso Style, Planetary Gear Reduction, 9 Tooth, 1kW 2-Ear Mount on Drive End Housing Replaces 1G023-63011, 1G069-63010, 1G069-63011, 67980-31150, 67980-31151, K3511-81410	AM1G023-63010	\$ 161.50	
Application: KJ7210V, KJS150V, KJS150VX, KJT210V, KJT210VX, KJT270F, KJT270FSW, KJT270FXSW, L285, L295, L2250, L2550, L2850, L3250, L3450, L3600, L3650, L3710, L4200, L4300, L4310, L4610 Starter, 12 Volt Denso, Gear Reduction, 9 Tooth, 1.40kW 2-Ear Mount on Drive End Housing	AM17341-63010	\$ 160.00	
Application: KJS130D, KJS130DX, L35, L2500DT, L2500F, L2650DT, L2650DTGST, L2650DTWET, L2650F, L2800DT, L2800F, L2900DT, L2900DTGST, L2900F, L2950DT, L2950DTGST, L2950DTWET, L2950F, L3010DT, L3010DTGST, L3010DTHST, L3010F, L3130DT, L3130DTGST, L3130DTHST, L3130F, L3200DT, L3200F, L3200H, L3240DT, L3240DT3, L3240DTGST, L3240F, L3240F3, L3240GST3, L3240HST, L3240HST3, L3300DT, L3300DTGST, L3300F, L3400DT, L3400DTHST, L3400F, L3410DT, L3410GST, L3410HST, L3430DT Starter, 12 Volt Denso, Gear Reduction, 9 Tooth, 1.20kW 2-Ear Mount	AM34070-16800	\$ 130.00	
Application: L39, L45, L3200H, L3400DT, L3400F, L3400HST, L3540GST, L3540HST, L3700SU, L3800DT, L3800F, L3800H, L3830DT, L3830F, L3830GST, L3830HST, L3940DT, L3940GST, L3940HST, L4240DT, L4240GST, L4240HST, L4240HSTC, L4330DT, L4330GST, L4330HST, L4400DT, L4400F, L4400H, L4600DT, L4600F, L4630DT, L4630GST, L4630HST Starter, 12 Volt Denso, Gear Reduction, 8 Tooth, 1.40kW	AMT1150-16800	\$ 245.00	
Application: L48, L3430, L4330DT, L4740, L4740GST, L4740GST-3, L4740HST-3, L4740HSTC, L5030, L5030GST, L5030HST, L5040, L5040GST, L5040GST-3, L5240, L5240HST, L5240HST-3, L5740, L5740HST, L5740HST-3, M59, MX4700DT, MX4700F, MX4700H, MX5000, MX5000DT, MX5000F, MX5000SU, MX5100DT, MX5100F, MX5100H, Excavators: KX121-3, KX121-3S, KX121-3ST, KX161, KX161-3, KX161-3S, KX161-3ST, U45S, U45ST Starter, 12 Volt Denso, Gear Reduction, 9 Tooth, 2kW 2-Ear Mount	AM17123-63016	\$ 240.00	
Application: L175F, L185, L185DT, L185F Starter, 12 Volt 9 Tooth, CW Rotation Replaces 15221-63014, 15221-63015, 70000-65214, 70000-65421, 70000-73450	AM15221-63010	\$ 283.50	
Application: L2600DT, L2600F, L3000DT, L3000F Starter Replaces T1060-16801, T1060-16804	AMT1060-16800	\$ 200.00	
Application: L3350DT, L3750, L3750DT, L4150, L4150DT, L4150DTN, L4350DT, L4850DT, L5450DT, M4030, M4030DT, M4030SU, M4030SUTF, M4500, M4700, M4700DT, M4800SUDF, M4800SUF, M4900, M4900DT, M4900SU, M4900SUDT, M4950DT, M4950S, M5030, M5030DT, M5030SU, M5030SUDT, M5030SUMDT, M5400, M5400DT, M5400DTN, M5700, M5700DT, M5700DTN Starter, 12 Volt Denso, Gear Reduction, 11 Tooth, 1.40kW 2-Ear Mount on Drive End Housing Replaces 15601-63012, 70000-65440	AM15621-63012	\$ 130.00	
Application: M55DT, M5500, M5950, M5950DT, M5950DTS, M5950S, M6030, M6030DT, M6030DTN, M6030DTNB, M6030T, M7030, M7030DT, M7030DTNB, M7030N, M7030SU, M7030SUDT, M7500, M8030, M8030DT Starter, 12 Volt Denso, Gear Reduction, 9 Tooth, 2.50kW 3-Ear Mount	AM15451-63014	\$ 330.00	

Prices Subject to Change without Prior Notice. The use of original equipment manufacturer (OEM) part numbers or trademarks, e.g. Case® and John Deere®, are for reference purposes only and for indicating product use and compatibility. Our company and the listed replacement parts contained herein are not sponsored, approved or manufactured by the OEM. All parts are New unless designated Reman in the description.

Kubota®—Tractor

Starters (...continued)

Description	Part Number	Retail Price	Core
Application: M100XDT, M105, M105S, M105SDS, M105SDSF, M105SDSL, M105SDT, M105SH, M105SHD, M105XDT, M108, M108DSC, M108DSC2, M108HDC2, M108SDS, M108SDS2, M108SDSF, M108SDSL, M108SDSL2, M108SDSL2S, M108SDSL2S, M108SH, M108SHD, M108SHDC, M108XDT, M110XDT, M6040, M6800, M6800DT, M6800HD, M6800S, M6800SDT, M6800SDT, M7040, M7040DT, M7040DTC, M8200, M8200DT, M8200DTN, M8200HD, M8200SDTN, M8200SDTN, M8200SDTN, M8540DT, M8540DT1, M8540F, M8540F1, M8540HD, M8540HD1, M8540HD12, M8540HD121, M9000, M9000DT, M9000DTL Starter, 12 Volt Mitsubishi, Planetary Gear Reduction w/ Open Drive End, 9 Tooth, 2.50kW 2-Ear Mount Replaces 1C010-63010, 1C010-62011, 1C010-63012, 1G010-63010, 1G772-63011	AM1G772-63012	\$ 200.00	
Application: M6950, M6950DT, M6950DTS, M6950S, M6970DT, M7950, M7950DT, M7950DTS, M7950H, M7950S, M7950W, M7970DT, M8950, M8950DT, M8950DTS, M8950S, M8950SDT, M9550 Starter, 12 Volt Denso, Gear Reduction, 9 Tooth, 2.50kW 3-Ear Mount Replaces 70000-65460, 70000-73540	AM15481-63010	\$ 505.00	
Application: L2501, L2600, L2800, L3000, L3200, L3400, L3700, L3800, L4300, L4400, L4600, MX4700, MX5000, MX5100 Ignition Switch Replaces TC020-31820	AMTC020-31822	\$ 57.90	
Application: M5-091, M5-111, M5L-111, M5N-091, M5N-111, M95S, M96S, M105S, M108S, M4900, M5040, M5140, M5640, M5660, M5700, M6040, M6060, M6800, M7040, M7060, M8200, M8540, M8560, M9000, M9540, M9960 Ignition Switch Replaces 52200-41210	AM52200-41212	\$ 56.20	

Alternators

Description	Part Number	Retail Price	Core
Application: B21, B26, B1550, B1750, B2100, B2150, B2400, B2410, B2630, B2710, B2910, B3030, B3200, B3300, B7311, B7324, B7500, B7510, B7610, BX22D, BX23D, BX1800D, BX1830D, BX2200D, BX2230D, KX912 Alternator Denso Type, 12 Volt, 40 Amps, IR, w/ 2-ear mount, B+ post on rear of CE Uses IG (Ignition) spade, L (Ign/Lamp) spade T-shaped single plug connector Replaces 16241-64010	AM16241-64012	\$ 115.00	
Application: B1550, B1750, B2100, B2150, B2400, B2410, B2630, B2710, B2910, B3030, B3700, B5200, B6200, B7200, B7410, B7510, B7610, B7800, B8200, BX1500D, BX1800, BX1830, BX2200, BX2230, BX22D, BX23D, Utility Vehicles: RTV500, RTV500A, RTV500RA Alternator Dynamo Replacement, 12 Volt, 14 Amps, ER, Permanent Magnet Dynamo Replaces 15531-54013, 15531-64016, 6C040-59252, EG673-64010	AM15531-64017	\$ 113.00	
Application: B6200, B6200D, B6200E, B87200, B87200D, B87200E, B9200, B9200HSDTOW, L175, L185, L200, L225, L225DT, L235, L245, L285, L295, L305, L335, L335SS, L345, L355, L2250, L2550, L2850, L3250, L3350, L3750, L4150, L4350, L4850, L5450, M4030, M4950, M5030, M5500, M5950, M6030, M6950, M6970, M6970DT, M7030, M7500, M7950, M7970, M8030, M8950, M8970, M8970DT Alternator Denso Type, 12 Volt, 40 Amps, ER, w/ 3-ear mount, Features B+ post and (1) 3-wire single plug connector w/ E (ground), F (+ from reg), and N (AC) spades Replaces 15321-64012, 15411-64011, 15471-64010, 15471-64011, 15606-64010, 15606-64011, 15763-64010	AM15253-64010	\$ 167.00	
Application: L35, L39, L48, L2600, L2800, L2900, L3000, L3010, L3130, L3240, L3300, L3400, L3410, L3430, L3540, L3600, L3700, L3710, L3830, L3940, L4200, L4300, L4310, L4330, L4610, L4630, M4700, M4800, M4900, M5400, M5640, M5700, MX5000 Alternator Denso Type, 12 Volt, 45 Amps, IR/IF, w/ 2-Ear Mount, B+ post on rear of CE Uses IG (Ignition) spade, L (Ign/Lamp) spade T-shaped single plug connector Replaces 34070-75600, T1060-15680, T1060-15681, T1060-15682	AM34070-75602	\$ 175.00	
Application: L39, L3940, L4240, L4300, L4330, L4400, L4630, M4700, M4800SU, M4900, M5400, M5700, MX5000, MX5100 Alternator Denso Type, 12 Volt, 40 Amps, IR, w/ 12 o'clock Plug Position Replaces Nippondenso 101211-1180, 101211-1360, 9761219-136	AM3A011-74013	\$ 192.80	

Prices Subject to Change without Prior Notice. The use of original equipment manufacturer (OEM) part numbers or trademarks, e.g. Case® and John Deere®, are for reference purposes only and for indicating product use and compatibility. Our company and the listed replacement parts contained herein are not sponsored, approved or manufactured by the OEM. All parts are New unless designated Reman in the description.

Kubota®—Tractor

Alternators (...continued)

Description	Part Number	Retail Price	Core
Application: L175, L185, L225, L235, L245, L275, L285, L295, L305, L345, L355, L2050, L2350, M4000, M4030, M4050, M4500, M4950, M7000, Loaders: R400, R410, Generators: GV3190QSW, GV3240SW, GV3250QSW Replaces 5321-64010, 15321-64011, 15321-64012, 15411-64010, 15411-64011, 15471-64010, 15471-64011, 15606-64010, 15606-64011			
Alternator Denso Type, 12 Volt, 25 Amps, ER	AM15411-64010	\$ 80.00	
Application: L2650DT, L2650F, L2950DT, L2950F, L3450DT, L3450F, L3650DT, L3650F, L4350DT, L4850DT, L4850DT, L5450DT			
Alternator 12 Volt, 45 Amps Replaces 16705-64012, 16705-64010	AM17356-64010	\$ 174.00	
Application: M95S, M105S, M105SDT, M5040, M5040DTC, M5040DTC1, M5040FC, M5040FC1, M5040HDC, M5040HDC1, M5140DTC, M5140FC, M5140HDC, M6040, M6040DTC, M6040DTC1, M6040FC, M6040FC1, M6040HDC, M6040HDC1, M6800, M6800HD, M6800HDC, M6800S, M6800SDT, M7040, M7040DTC, M7040DTC1, M7040FC, M7040FC1, M7040HDC, M7040HDC1, M8200, M8200DT, M8200HD, M8200SDTNQ, M8540, M9000, M9000DT, M9000DTM, M9000HD, M9540			
Alternator Mitsubishi Unit, 12 Volt, 60 Amps, IR Replaces 3A651-74010, 3A651-74011, 3C581-74010, 3C581-74011	AM3C581-74012	\$ 178.00	
Application: M105S, M105SDT, M5040, M5040DTC, M5040DTC1, M5040FC, M5040FC1, M5040HDC, M5040HDC1, M5140DTC, M5140FC, M5140HDC, M6040, M6040DTC, M6040DTC1, M6040FC, M6040FC1, M6040HDC, M6040HDC1, M6800, M6800HD, M6800HDC, M6800S, M6800SDT, M7040, M7040DTC, M7040DTC1, M7040FC, M7040FC1, M7040HDC, M7040HDC1, M8200, M8200DT, M8200HD, M8200SDTNQ, M8540, M9000, M9000DT, M9000DTM, M9000HD, M9540			
Alternator Replaces 3C081-74013	AM3C081-74012	\$ 148.00	
Application: M5500DT, M5950, M5950DT, M5950DTS, M5950S, M6030, M6030DT, M6030DTN, M6030DTNB, M6950, M6950DT, M6950DTS, M6950S, M6970DT, M7030, M7030DT, M7030DTNB, M7030N, M7030SU, M7030SUDT, M7500, M7500ACL, M7500DT, M7500DTACL, M7950, M7950DT, M7950DTS, M7950H, M7950S, M7970DT, M8030, M8030DT, M8950, M8950DT, M8950DTS, M8950S, M8970DT			
Alternator 12 Volt, 35 Amps On some M series tractors lower dynamo support may need to be modified from 2 5/8" to 2 7/8" since SRE housing has been superseded through ND	AM15451-64010	\$ 140.00	
Application: M6030, M6030DT, M6030DTN, M6030DTNB, M7030, M7030DT, M7030DTNB, M7030N, M7030SU, M7030SUDT, M7580, M7580DT, M8030, M8030DT, M8580, M8580DT, M9580, M9580DT			
Alternator Replaces 16541-64010, 16541-64011, 16541-64012	AM35583-74012	\$ 139.00	
Application: M6060, M7060, M8560, M9960			
Alternator Mitsubishi Unit, 12 Volt, 100 Amps, IR/IF, CW	AM1J431-64012	\$ 260.00	
Application: M6800, M6800DT, M6800S, M6800SDT, M8200, M8200DT, M9000, M9000DT			
Alternator Replaces 1C010-64010	AM1C010-64012	\$ 148.00	
Application: B3000HSDC, B3000HSDCC, B3030HSDC, B3030HSDCC, Utility Vehicles: RTV1140CPX, RTV1140CPXR, RTV900G, RTV900G6, RTV900R, RTV900R6, RTV900RSD, RTV900SDL, RTV900S, RTV900T, RTV900T2, RTV900T5H, RTV900T6, RTV900W, RTV900W6, RTV900W6SE			
Alternator Denso Type, 12 Volt, 55 Amps Replaces 7561-61910, 7561-61911, A-80161, 101211-8770, AND0350, 7561-61912, 101211-8771	AMK7561-61910	\$ 158.00	
Application: B5200, B6200, B7200, B8200, B9200			
Voltage Regulator Ref# 15533-64600, 76611-55440	AMH1550-64600	\$ 105.00	
Application: B6200, B7200, B8200, B9200, L185, L235, L245, L275, L295, L345, L2050, L2250, L2350, L2550, L2850, L3250, L3350, L4850, L5450, M4050, M4500, M4950, M5030, M5950, M6030, M6950, M7030, M7500, M7950, M8030, M8950 Replaces 33251-74010			
Voltage Regulator 12 Volt - 14.30 volt setting, B-circuit, Single multi-spade (6) connector w/ pins: I - N - F - E - L - B, +IG female bullet pigtail Solid State unit to replace original mechanical unit	AM70000-65398	\$ 67.00	

Prices Subject to Change without Prior Notice. The use of original equipment manufacturer (OEM) part numbers or trademarks, e.g. Case® and John Deere®, are for reference purposes only and for indicating product use and compatibility. Our company and the listed replacement parts contained herein are not sponsored, approved or manufactured by the OEM. All parts are New unless designated Reman in the description.

Kubota®—Tractor

Alternators (...continued)

Description	Part Number	Retail Price	Core
Application: B20, B1550D, B1550E, B1750D, B1750E, B4200D, B5200D, B5200E, B6200D, B6200E, B7200D, B7200E, B8200DP, B8200EP, F2000, F2100, F2100E, G1700, G1800, G1900			
Solenoid Replaces 14278-63021, 14278-63022, 15231-63022	AM70000-65425	\$ 33.00	


Mechanical Front Wheel Drive Parts

MFWD Hubs and Housing

Description	Part Number	Retail Price	Core
Application: L45, L47, L48, L4240, L4330, L4610, L4630, L4740, L5030, L5040, L5240, L5740, M4700, M4800SU, M4900, M4900SU, M5400, M5640, M5700, M8200, MX4700, MX5000, MX5100 - 4WD			
Bushing For Front Axle Trunnion, Upper	AM3A021-43370	\$ 15.40	
Application: M5-091, M5-111, M5L-111, M8540, M8560, M9540, M9960			
Pivot Bushing, Rear	AM3C091-41680	\$ 34.60	
Application: M4D-061, M4N-071, M5N-091, M5N-111, M6-141, M59, M62, M135GX, M135X, M5040, M5140, M5660, M6040, M6060, M7040, M7060, M8540			
Pivot Pin Bushing, Rear	AM3C011-41680	\$ 43.30	

Mechanical Front Wheel Drive Parts




MFWD Differentials and Components

Description	Part Number	Retail Price	Core
Application: L35, L39, L45, L47, L48, L2050, L2250, L2350, L2500, L2501, L2550, L2600, L2650, L2800, L2850, L2900, L2950, L3000, L3010, L3130, L3200, L3240, L3250, L3300, L3301, L3400, L3410, L3430, L3450, L3540, L3560, L3600, L3650, L3700, L3710, L3800, L3830, L3901, L3940, L4060, L4200, L4240, L4300, L4310, L4330, L4400, L4600, L4610, L4630, L4701, L4740, L4760, L5030, L5040, L5060, L5240, L5460, L5740, L6060, M4700, M4800SU, M4900, M4900SU, M5400, M5700, M8200, MX4700, MX4800, MX5000, MX5100, MX5200, MX5800			
Differential Pinion Gear	AM31353-43343	\$ 43.30	
Application: L35, L2050, L2250, L2350, L2500, L2501, L2550, L2600, L2650, L2800, L2850, L2900, L2950, L3000, L3010, L3130, L3200, L3240, L3250, L3300, L3301, L3400, L3410, L3430, L3450, L3540, L3560, L3600, L3650, L3700, L3710, L3800, L3830, L3901, L3940, L4060, L4200, L4300, L4310, L4400, L4600, L4701, M9000			
Front Differential Side Gear	AM31353-43353	\$ 53.30	
Application: M5-091, M5-111, M5L-111, M8540, M8560, M9540, M9960			
Front Differential Bevel Gear Shaft 17 Tooth	AM3C091-42260	\$ 259.60	
Front Differential Bevel Gear 23 Tooth	AM3C091-42310	\$ 153.70	
Application: L35, L2501, L2800, L2900, L3010, L3200, L3300, L3301, L3400, L3410, L3600, L3700, L3710, L3800, L3901, L4200, L4300, L4310			
Front Axle Bevel Gear 42 Tooth	AM34070-13210	\$ 294.10	
			
Application: L39, L3940, L4060, L4600			
Front Axle Bevel Gear 11 Tooth	AM32781-13200	\$ 102.90	
Application: L5040, L5060, L5240, L5460, L5740, L6060, M4800SU, M4900, M4900SU, M5640, M5700, M8200, MX4800, MX5200, MX5800			
Front Axle Bevel Gear 9 Tooth	AM3G700-43520	\$ 190.50	

Prices Subject to Change without Prior Notice. The use of original equipment manufacturer (OEM) part numbers or trademarks, e.g. Case® and John Deere®, are for reference purposes only and for indicating product use and compatibility. Our company and the listed replacement parts contained herein are not sponsored, approved or manufactured by the OEM. All parts are New unless designated Reman in the description.









Kubota®—Tractor

Mechanical Front Wheel Drive Parts MFWD Differentials and Components (...continued)

Description	Part Number	Retail Price	Core
Application: M5-091, M5-111, M5L-111, M8540, M8560, M9540, M9960			
Front Axle Bevel Gear 15 Tooth	AM3C091-43520	\$ 147.00	
Front Axle Bevel Gear 41 Tooth	AM3C091-43720	\$ 264.80	
Application: M4800SU, M4900, M4900SU, M5400, M5640, M5700, M8200, MX4700, MX4800, MX5100, MX5200, MX5800			
Bevel Gear Set, Differential 8 & 21 Tooth	AM3C315-42300	\$ 372.30	
Application: M4D-061, M4D-071, M4N-071, M5N-091, M5N-111, M62, M5660, M6040, M6060, M7040, M7060, M8540			
Bevel Gear Set, Differential 10 & 23 Tooth	AM3C051-42300	\$ 553.70	
Application: 4WD: M4D-061, M4D-071, M5N-091, M5N-111, M59, M62, M5040, M5140, M5660, M6040, M6060, M7040, M7060, M8540			
Front Axle Flange Assembly	AM3C011-43710	\$ 400.50	
			
Application: M5-091, M5-111, M5L-111, M8540, M8560, M9540, M9960			
Front Axle Flange Assembly	AM3C091-43712	\$ 357.10	
Front Axle Shaft	AM3C091-43410	\$ 38.00	
Application: M4D-061, M4D-071, M4N-071, M5N-091, M5N-111, M59, M62, M126X, M5040, M5140, M5660, M6040, M6060, M7040, M7060, M8540			
Front Axle Bushing	AM52200-22280	\$ 20.10	
Application: M4D-061, M4D-071, M4N-071, M5-091, M5-111, M5L-111, M5N-091, M5N-111, M59, M62, M5040, M5140, M5660, M6040, M6060, M7040, M7060, M8540, M8560, M9540, M9960			
Front Axle Bushing	AM5J042-14170	\$ 29.20	
Application: M8540, M8560, M9540, M9960			
Front Propeller Shaft Replaces 3C091-41320	AM3C091-41322	\$ 97.50	
			
Application: M4N-071, M5-091, M5-111, M5L-111, M5N-091, M5N-111, M8540, M8560, M9000, M9540, M9960			
Propeller Shaft Bushing	AM3A181-41310	\$ 28.30	
			

Kubota®—Tractor








Tie Rods and Components

Description	Part Number	Retail Price	Core
Application: B1550, B1750, B4200D, B5200, B6100HST-E, B6200, B7100, B7200			
 Tie Rod 3" Long M12x1.25" Right Hand Thread	AM67121-56530	\$ 16.00	
 Tie Rod 2.87" Long M12x1.50" Left Hand Thread	AM67121-56520	\$ 15.00	
Application: B1700, B2100, B2400, B2410, B2710, B2910, B7300, B7800			
 Tie Rod 3" Long Right Hand, M12x1.25" Thread	AM67950-56530	\$ 20.00	
 Tie Rod 2.87" Long Left Hand, M12x1.50" Thread	AM67950-56520	\$ 20.00	
Application: B1700, B2100, B2400, B2410, B8200, B9200, L185, L210, L235, L245, L260, L275, L295, L2050, L2250, L2350, L2500, L2600, L3000, Ind: B20, B21			
 Tie Rod End, Left Hand Left Hand, M16x1.50" Male Thread 3.50" Length to Center of Ball Replaces 38440-44880	AM38440-44790	\$ 22.00	
Application: F2000, F2100E, F2400, L185F, L225, L2000			
 Tie Rod End 2.75" Long, 0.495" ID 0.45" to 0.482" Taper, 0.352" Taper Length Female Right Hand Thread Replaces 34150-12600, 34150-12603	AM38180-12600	\$ 28.00	
Application: L175, L185, L225, L1500, L1501, L1801, L2000, L2201			
 Tie Rod End 2.75" Long, 0.495" ID 0.45" to 0.482" Taper, 0.352" Taper Length Female Left Hand Thread Replaces 34150-12700, 34150-12703, 38180-12702, 38180-12703	AM38180-12700	\$ 27.50	
Application: L185, L2600			
 Tie Rod End 3.875" Long, 0.622" OD 0.516" to 0.576" Taper, 0.90" Taper Length Male Right Hand Thread Replaces 34208-12412, 34220-12412	AM34208-12410	\$ 22.00	

Prices Subject to Change without Prior Notice. The use of original equipment manufacturer (OEM) part numbers or trademarks, e.g. Case® and John Deere®, are for reference purposes only and for indicating product use and compatibility. Our company and the listed replacement parts contained herein are not sponsored, approved or manufactured by the OEM. All parts are New unless designated Reman in the description.

Kubota®—Tractor

Tie Rods and Components (...continued)

Description	Part Number	Retail Price	Core
Application: L185F, L210, L245F, L245H, L285, L295F, L2050, L2250, L2350F, L2500, L2550, L2600, L2650DT, L2850F, L2900F, L2950, L3000, L3010F, L3130F, L3250F, L3300F, L3450, L3650F, L3830F, L4200F, L4300F, L4310F, MX5000F			
 <p>Tie Rod End 3.875" Long, 0.622" OD 0.516" to 0.576" Taper, 0.90" Taper Length Male Right Hand Thread Replaces 32150-12600, 32150-12601, 32150-12602, 34160-12600, 34670-44780, 38440-44870</p>	AM38440-44780	\$ 26.00	
Application: L2650DT BSN 50145, (L2950DT, L3450DT BSN 50198), L3650DT BSN 50212 - w/ MFWD			
 <p>Tie Rod Assembly, Left Hand</p>	AM32430-44612	\$ 95.00	
Application: L295, M4000, M4050, M4500, M7500			
 <p>Tie Rod, Inner 3.40" Long Right Hand, M20x1.00" Thread</p>	AM36200-62932	\$ 18.00	
Application: M5-091, M5-111, M5L-111, M126X, M135X, M8540, M8560, M9540, M996			
 <p>Tie Rod End</p>	AM3C091-62920	\$ 116.50	
Application: M105X, M110, M955, M1055, M9000			
 <p>Tie Rod 9.44" Long, 1.08" Diameter Right Hand, M20x1.50" Thread</p>	AM3A161-62920	\$ 45.00	
Application: M4700, M4800, M4900, M5400, M5640, M5700 - w/ MFWD			
<p>Tie Rod End</p>	AM3A022-62920	\$ 106.60	
Application: M5040, M5140, M6040, M6060, M7040, M7060 - w/ MFWD			
 <p>Tie Rod Assembly Includes Ball Joint</p>	AM3C011-62970	\$ 301.20	
Application: M5040, M6040, M7040			
 <p>Tie Rod</p>	AM3C011-62920	\$ 162.50	

Kubota®—Tractor

Tie Rods and Components (...continued)

Description	Part Number	Retail Price	Core
Application: M8540, M8560, M9540, M9960			

Tie Rod Assembly
For Front 4WD Steering Cylinder

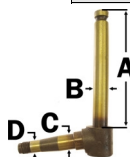
AM3C091-62970

\$ 227.70



Spindles

Description	Part Number	Retail Price	Core
Application: L175, L185F, L225, L2000, L2201			



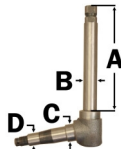
Spindle w/ Nut
Forged, 7 1/2"
Replaces 34510-11110, 34510-11114, 34510-11115
A - 7.50"
B - 0.9873"
C - 0.9843"
D - 0.7874"

Right or Left Hand

AM34209-11110

\$ 74.00

Application: L175, L185F, L225, L235, L245, L285, L2000, L2050, L2050F, L2200, L2201, L2250, L2350, L2500, L2500F, L2600, L2600F, L3000, L3000F			
--	--	--	--




Spindle w/ Nut
8 1/2"
Replaces 34200-11110, 34200-11113, 34269-1112,
34269-1113
A - 8.50"
B - 1.1811"
C - 1.1811"
D - 0.9843"

Right or Left Hand

AM34269-11110

\$ 95.00

Application: L175, L185, L210, L225, L235, L245F, L245H, L275, L285, L295F, L305F, L345, B1700, B2100, B2150, B2400, B2410, B8200, B9200HST-EP, L2000, L2201, L2600			
--	--	--	--



Spindle Seal
0.98425" ID, 1.8504" OD

AM34150-11280

\$ 10.00

Kubota®—Tractor

Wheel Hubs and Components

Description	Part Number	Retail Price	Core
Application: L175, L225, L1500, L1501, L1801, L1802, L2000, L2201			
Front Wheel Hub, 2WD 52 mm OD, 4 Lug Replaces 34150-11312	AM34150-11310	\$ 45.00	
Application: L245F, L245H, L285D, L285WP, L295F, L2002, L2202, L2600, L2601, L3001			
Front Wheel Hub, 2WD 62 mm OD, 6 Lug, 2 3/4" High Replaces 34260-11311, 34260-11312	AM34260-11310	\$ 69.00	
Application: B1150, B1700, B1750, B2100, B2150, B2400, B2410, B5100, B6100, B6200, B7100, B7200, B8200, B9200HST-EP, F2100E, L175, L185F, L225, L1500, L1501, L1801, L2000, L2201			
Front Hub Seal 52" x 31 mm Replaces 34260-11150, 34150-11152	AM34150-11150	\$ 10.00	
Application: L185DT, L235DT, L245DT, L275DT, L1802DT, L2050DT, L2402DT, L2500DT, L2550DT, L2600DT, L2650DT, L2950DT, L3000DT			
Front Hub Seal 58" x 37mm	AM37650-43670	\$ 20.00	
Front Hub Seal 70" x 36mm	AM37720-43690	\$ 13.50	
Application: L235, L245, L275, L285P, L285WP, L295F, L305F, L345, L2002, L2050F, L2202, L2250F, L2350F, L2402, L2550F, L2600F, L2601, L2650, L2850F, L2900F, L3000F, L3001, L3010F, L3250F, L3300F, L3650F, L4200F, L4300F, L4310F, MX5000F			
Front Hub Seal 75" x 47mm	AM37300-11160	\$ 11.50	
Application: L260P, L285, L2200, L2600			
Front Hub Seal 62" x 37mm Replaces 32240-11151	AM32240-11150	\$ 10.00	
Application: B1550, B1700, B1750, B2100, B2400, B2410, B4200, B5100, B5200, B6100, B6200, B7100, B7200, B7300, B7400, B7410, B7500, B7510, B7610			
Rear Wheel Hub Assembly Replaces 67401-17450, 67401-17453	AMH6640-17300	\$ 144.50	

Steering Arms

Description	Part Number	Retail Price	Core
Application: L235, L245, L275, L285, L2600			
Steering Arm, Right Hand Replaces 34260-11211	AM34260-11210	\$ 74.00	
Steering Arm, Left Hand Replaces 34220-11221	AM34220-11220	\$ 110.00	
Application: L225, L245, L2000, L2201			
Steering Arm, Left Hand	AM34150-11215	\$ 62.50	
Application: L2002, L2202, L2402			
Steering Arm, Left Hand	AM34260-11220	\$ 74.00	

Kubota®—Tractor

Drawbars

Description	Part Number	Retail Price	Core
Application: L2050, L2250, L2350, L2550, L2650, L2850, L2900, L2950, L3250, L3600, L3650, L4200, L4350			
Drawbar 2" x 1.25" x 23.50" Replaces SW07328	AM35070-29710	\$ 110.00	
Application: M95S, M95X, M96S, M100GX, M100X, M105S, M105X, M108S, M108X, M110, M110GX, M110X, M120			
Drawbar 3" x 1.50 x 41.38"	AM3F440-89120	\$ 256.00	
Application: M5400			
Drawbar	AM3A011-89120	\$ 126.00	
Application: M6950, M6950S, M7950, M7950S			
Drawbar 2.50" x 1.25" x 26.62" Replaces 36330-89120	AM36530-89120	\$ 132.50	

Hydraulic Pumps and Components

Description	Part Number	Retail Price	Core
Application: L175, L185, L185F, L245, L245DT, L245F, L1245H, L225, L295, L295DT, L295F, L1500, L1501, L2000, L2201, Engines: DH1101, D1301, Z750, Z751, Z851			
Hydraulic Pump Keyed Shaft, 4-Bolt Mount Replaces 34150-36100, 34150-36102, 34150-36103, 34150-36110, 35110-76101, 35180-36100, 37150-36100, 37150-36110	AM35110-76100	\$ 549.40	
Application: L235, L275			
Hydraulic Pump Splined Shaft	AM38240-76100	\$ 174.00	
Application: L275, L1801, L2002, L2050F, L2202, L2350F, L2402, L2500F			
Hydraulic Pump Tanged Shaft, 4-Bolt Mount, Replaces 2-Bolt Pump Replaces 38180-36100, 38180-76120	AM38180-76100	\$ 592.00	
Application: L2501, L2800, L3130, L3200, L3240, L3301, L3400, L3430, L3540, L3560, L3700, L3830, L3940, L4300, L4400			
Hydraulic Pump Replaces T1150-36403, T1150-36407, T1150-36409	AMT1150-36440	\$ 740.00	
Application: M4N-071, M5-091, M5-111, M5L-111, M5N-091, M5N-111, M7060, M8540, M8560, M9540, M9960			
Hydraulic Pump Replaces 3C081-82200, 3C081-82202, 3C081-82203	AM3C081-82204	\$ 1,188.90	
Application: M4700, M5400, M6800, M8200, M9000			
Hydraulic Pump Replaces 3A111-82200	AM3A111-82202	\$ 1,051.40	
Application: M5040, M5140, M5660, M6040, M6060, M7040, M7060, M8540			
Hydraulic Pump	AM3C001-82204	\$ 1,575.70	
Application: Will fit most Tractors, Combines, and Skid Steer Loader			
Hydraulic Coupler Set Set of 2 7/8"-14 ORB Threads Includes SS25-16 Female Coupler, S71-16 Male Coupler	AMS20-16	\$ 49.00	



Prices Subject to Change without Prior Notice. The use of original equipment manufacturer (OEM) part numbers or trademarks, e.g. Case® and John Deere®, are for reference purposes only and for indicating product use and compatibility. Our company and the listed replacement parts contained herein are not sponsored, approved or manufactured by the OEM. All parts are New unless designated Reman in the description.

Kubota®—Tractor

Hydraulic Pumps and Components (...continued)

Description	Part Number	Retail Price	Core
Application: M95SDS(SDTC)(SH), M96S, M100XDTC, M105S(SDTC), M108S(X)(XDTC), M110XDTC, M126XDTC, M135XDTC, M4900(DT)(DTC), M5040DT(DTC), M5040F(FC), M5040HD(HDC), M5640SU(SUD), M5700(HDC), M6040DT(DTC)(F)(FC), M6040HD(HDNB), M6800(DT)(HD)(HDC), M6800S(SC)(SDT)(SDTC), M7040DT(DTC), M7040F(FC), M7040HD(HDNB)(SU), M8200DTN(HDC)(DTN)(SDTNC), M8540DTC(FC), M8540HD(HDNB), M9000C(DT)(DTC)(DTC), M9000DTL(DTM)(DTMC)(HDC), M9540DT(DTC), M9540F(FC)(HD)			
Hydraulic Coupler, Rigid Can be mounted directly to a valve or rigid tubing, 1/2" body size, 7/8" 14-UNF-2B thread, 3000 PSI rating	AM3A111-82011	\$ 125.00	
Application: B2630HSD, B2650HSDC, B3000HSDCC, B3030HSD, B3030HSDC, B3030HSDCC, B3350HSDC, L3240DT, L3240DT/GST, L3240F, L3240GST, L3240HST, L3540GST, L3540HSTC, L3560DT, L3560HST-LIMITED, L3560HSTC-LIMITED, L3940DT, L3940GST, L3940HST, L3940HSTC, L4060DT, L4060GST, L4060HST, L4060HSTC-LIMITED, L4240GST, L4240HST, L4240HSTC, L4400DT, L4400F, L4400H, L4600DT, L4600F, L4600H, L4701DT, L4701F, L4701H, L4740HST, L4740HSTC, L4760GST, L4760HST, L4760HSTC, L5040GST, L5060GST, L5240HST, L5240HSTC, L5460HST, L5460HSTC, L5740HSTC, L6060HST, L6060HSTC, LX3310HSDC, M4800SU-F, M4800SUD-F, MX4700DT, MX4700F, MX4700H, MX4800DT, MX4800F, MX4800H, MX5000F, MX5000SU, MX5100DT, MX5100F, MX5100H, MX5200DT, MX5200F, MX5200H, MX5400DT, MX5400DTC, MX5400DTHC, MX5400H, MX5800H, MX6000DTHC, MX6			
Hydraulic Coupler, Female Faster Couplers® 1/2"-14 NPSF Thread	AM35861-82034	\$ 87.50	
Application: M-110DT, M-110FC, M-120DTC, M-120FC, M95SDS, M95SDT, M95SH, M95XDTC, M96SDS, M96SDSC, M96SH, M100XDTC, M105S, M105SDSL, M105SDT, M105SH, M105SDSF, M105SHD, M105SDS, M105XDTC, M108SDSL, M108SH, M108SHC, M108SHD, M108SHDC, M110XDTC, M125XDTC, M126XDTC, M126XDTPC, M135XDTC, M135DTSC, M4700, M4700DT, M4900, M4900DT, M5040DTC, M5040F, M5040FC, M5040HD, M5040HDC, M5400, M5400DT, M5640SU, M5640SUD, M5700, M5700DT, M5700DTN, M5700HD, M5700HDC, M6040DT, M6040DTC, M6040F, M6040FC, M6040HD, M6040HDC, M6040HDNB, M6800, M6800S, M6800DT, M6800SDT, M6800S, M6800SDT, M7040DT, M7040DTC, M7040F, M7040FC, M7040HD, M7040HDC, M7040HDNB, M7040HDNBC, M7040SU, M7040SUD, M7610, M7611, M8200, M8200DT, M8200DTN, M8200HD, M8200HDC, M8200SDTN, M8540DT, M8540DTC, M8540F, M8540FC, M8540HD, M8540HD12, M8540HDC, M8540HDC12, M8540HDNB, M8540HDNBC, M8540HDNBPC, M9000, M9000DT, M9000DTM, M9000DTMC, M9000HD, M9000HDC, M9000HDL-F, M9294, M9295, M9517, M9518, M9540DT, M9540DTC, M9540F, M9540FC, M9540HD, M9540HD12, M9540HDC, M9540HDC12, M9540HDC24, M9540HFL			
Hydraulic Coupler, Female Faster Couplers® 3/8" BSPP Male Thread	AM3C001-82010	\$ 94.00	
Application: M5040, M6040, M7040, M8540, M9540			
Auxiliary Control Lever Cable	AM3C085-82970	\$ 83.90	






Transmission Components

Description	Part Number	Retail Price	Core
Application: L175, L1500			
 Mainshaft 24, 17, 22 & 13 Tooth 10 Spline, 15" Long 4-Speed Transmissions	AM34150-21510	\$ 225.00	
Application: L4600DT, L4600F, L4701DT, L4701F			
Mainshaft Replaces TC432-22102	AMTC432-22103	\$ 456.10	
Application: L2900, L3010, L3300, L3410, L3600, L3710, L4200, L4300, L4310, L4400, L4610, MX5000			
Mainshaft Gear 27 Tooth	AMTA040-22110	\$ 76.10	
Application: L175, L1500			
 Reverse Gear, 28T Replaces 34150-23130, 34150-23133	AM34159-23100	\$ 97.00	

Prices Subject to Change without Prior Notice. The use of original equipment manufacturer (OEM) part numbers or trademarks, e.g. Case® and John Deere®, are for reference purposes only and for indicating product use and compatibility. Our company and the listed replacement parts contained herein are not sponsored, approved or manufactured by the OEM. All parts are New unless designated Reman in the description.

Kubota®—Tractor

Transmission Components (...continued)

Description		Part Number	Retail Price	Core
Application:	L225, L2000			
	Reverse Gear, 28T Replaces 34200-23134	AM34209-23100	\$ 101.50	
Application:	L285, L2600			
	Reverse Gear, 20T Replaces 34260-23132, 34260-23133	AM34260-23130	\$ 84.00	
Application:	L225, L2000			
	Reverse Fork, 2 Gear Replaces 34200-23532	AM34200-23530	\$ 104.50	
Application:	L2202, L2402			
	Reverse Fork, 2 Gear	AM38240-23535	\$ 62.50	
Application:	L4300, L4400, MX4700, MX4800, MX5000, MX5100, MX5200			
	Countershaft Gear 34 Tooth Replaces TC030-22230, TC030-22233	AMTC030-22232	\$ 106.30	
Application:	M5040, M5140, M6040, M7040, M8540, M9540			
	Main Gear Shift Cable	AM3C081-29770	\$ 59.00	
Application:	M8540, M9540			
	Parking Brake Cable	AM3C081-29814	\$ 62.20	
Application:	M4800SU, M4900, M4900SU, M5040, M5140, M5640, M5660, M5700, M6040, M6060, M6800, M7040, M7060, M8200, M8540, M9540			
	Transmission Dipstick	AM3A211-21510	\$ 14.00	
				

Kubota®—Tractor

PTO Shafts

Description	Part Number	Retail Price	Core
Application: L235, L275, L2002, L2202, L2250F, L2402, L2550DT, L2550F, L2250ST			
PTO Shaft 24 Spline, 14 1/4" Replaces 38240-25310	AM38240-25313	\$ 217.00	
Application: L285, L2600			
PTO Shaft 24 Spline, 25 13/16" Replaces 34260-25314, 34260-25315	AM34260-25310	\$ 335.00	
Application: L3301DT, L3301F			
PTO Shaft	AMTC422-25314	\$ 217.60	
Application: M4D-061, M4D-071, M5660, M6060, M7060			
PTO Drive Shaft	AM3A484-79133	\$ 355.70	
Application: M5660, M6800, M7040			
PTO Drive Shaft 12 Tooth	AM3A111-79130	\$ 206.70	

PTO Adapters

Description	Part Number	Retail Price	Core
Application: Tractors up to 70HP			
PTO Adapter Small 540 to 1000 Spline, 4 1/8" Overall Length Changes PTO from 1 3/8" x 6 spline to 1 3/8" x 21 spline and extends the PTO shaft 4 1/8"	AMX59112	\$ 45.00	
PTO Adapter Small 1000 to 540 Spline, 6 3/8" Overall Length Reduces PTO from 1 3/8" x 21 spline to 1 3/8" x 6 spline and extends the PTO shaft 4 1/8"	AMX59108	\$ 45.00	
Application: Tractors up to 100HP			
PTO Adapter Large 1000 to 540 Spline, 7 1/2" Overall Length Reduces PTO from 1 3/4" x 20 spline to 1 3/8" x 6 spline and extends the PTO shaft 4 5/8"	AMX59109	\$ 84.00	
PTO Adapter Large 1000 to Small 1000 Spline, 7" Overall Length Reduces PTO from 1 3/4" x 20 spline to 1 3/8" x 21 spline and extends the PTO shaft 4 5/8"	AMX59110	\$ 71.00	

Kubota®—Tractor

Rear Axle Components

Description	Part Number	Retail Price	Core
Application: L2050, L2350, L2500, L2501, L2600, L2800, L3000, L3200, L3400, L3700, L3800			
Rear Axle Gear 53 Tooth	AM31331-26832	\$ 198.70	
Application: L4600DT, L4600F, L4600H, L4701DT, L4701F, L4701H			
Rear Axle Gear 60 Tooth	AMTC432-26830	\$ 607.70	
Application: M4D-061, M4D-071, M59, M62, M5040, M5140, M5660, M6040, M6060, M7040, M7060, M8540			
Rear Axle Differential Gear Shaft	AM3C011-43410	\$ 64.80	
Application: M4800SU, M4900, M4900SU, M5640, M5660, M5700, M6800, M7040, M8200			
Rear Axle Differential Planetary Gear 65 Tooth	AM3A111-48320	\$ 167.60	
Application: M4800SU, M4900, M4900SU, M5640, M5660, M5700, M6800, M7040, M8200			
Brake Shaft, Right Hand 13 Tooth Replaces 3A211-48460	AM3A111-48460	\$ 194.40	
Brake Shaft, Left Hand 13 Tooth Replaces 3A111-48470	AM3A211-48470	\$ 216.00	

Power Steering Cylinders and Components

Description	Part Number	Retail Price	Core
Application: M4030, M4950-S, M5030, M5950-S, M6030, M6800, M6950-S, M7030, M7030SU, M8030, M8200			
Power Steering Cylinder End 7" Long, 1.08" OD M20x1.50" Right Hand Thread	AM35533-62920	\$ 65.00	
Application: M4700, M4800SU, M4900, M4900SU, M5400, M5700, M6800			
Power Steering Cylinder End 3.39" Long Right Hand, M20x1.50" Thread	AM3A011-62922	\$ 48.00	
Application: M4700, M5400			
Power Steering Cylinder End 3.156" Long Right Hand, M20x1.50" Thread	AM3A012-62920	\$ 29.00	

Steering Gearbox Assembly

Description	Part Number	Retail Price	Core
Application: L175, L185, L245			
Steering Gearbox Assembly Replaces 35240-16100, 34159-16091	AMH3520-99100	\$ 516.50	

Kubota®—Tractor

Steering Shafts

Description	Part Number	Retail Price	Core
Application: L1500DT, L1501, L175, L185DT, L185F, L225DT, L245DT, L245F, L1801, L2000, L2201DT, L2250DT Steering Shaft Assembly 4WD, Keyway 23 5/8" Overall Length 1 13/16" x 1 1/2" Ball Nut Replaces 34150-16201, 794130-15500, 794130-15101	AM34150-16200	\$ 147.00	
Application: L285, L2600 Steering Shaft Assembly 23 3/4" Overall Length 2" x 1 9/16" Ball Nut Replaces 34260-16201	AM34260-16200	\$ 140.00	
Application: B4200, B5100, B6000, B6100, B7100D Steering Shaft 18 5/8" Overall Length Replaces 66811-41200, H6680-91200, H6680-91202	AMH6680-41202	\$ 160.00	

Steering Components

Description	Part Number	Retail Price	Core
Application: L150, L175, L185DT, L185F, L225, L225DT, L245DT, L245F, L245H, L2000, L2202  Steering Bearing Replaces 34150-16221	AM34150-16220	\$ 17.50	
Application: B8200DP, B8200EP, L2500DT, L2500F, L2600F  Steering Sector Shaft 15/16" to 1" Taper, 5 Tooth, 36 Spline	AM38180-16120	\$ 158.50	
Application: L210, L260P, L285, L285P, L285WP, L295DT, L295F, L345, L345DT, L2600  Steering Bearing	AM32200-16221	\$ 15.00	
Application: M5040, M5140, M6040, M7040, M7060, M8540, M9540 Steering Joint Assembly	AM3C081-63360	\$ 112.60	

Steering Wheels

Description	Part Number	Retail Price	Core
Application: B2400, B5100, B6000, B6100, B7100, B8200, L185, L235, L245, L275, L305, L345, L355, L2050 Steering Wheel 15 3/4" Diameter, 18 Spline Hub For 3 1/2" Steering Shaft Replaces 66611-41400, SBA334300050, SBA334310110	AM32400-16800	\$ 64.00	

Prices Subject to Change without Prior Notice. The use of original equipment manufacturer (OEM) part numbers or trademarks, e.g. Case® and John Deere®, are for reference purposes only and for indicating product use and compatibility. Our company and the listed replacement parts contained herein are not sponsored, approved or manufactured by the OEM. All parts are New unless designated Reman in the description.

Kubota®—Tractor










Lighting

Description		Part Number	Retail Price	Core
Application: Universal Equipment				
	LED Floodlight All-Position Light 4.25" x 4.25" Square Light 2650 Lumens, 48 Watts, 4 Amps For 12 Volt to 24 Volt Systems Includes Mounting Bracket and Stainless Steel Hardware	AMTL105F	\$ 85.50	
	LED Wide Floodlight All-Position Light 5" x 7" Rectangle Light 3800 Lumens, 35 Watts For 12 Volt to 24 Volt Systems	AMX34171	\$ 85.00	
	LED Floodlight All-Position Light 6.25" x 1.75" Rectangle Light 1300 Lumens, 18 Watts, 1.50 Amps For 12 Volt to 24 Volt Systems Includes Mounting Bracket and Stainless Steel Hardware	AMTL118F	\$ 57.00	
	LED Floodlight All-Position Light 4.25" Round Light 2650 Lumens, 42 Watts, 3.50 Amps For 12 Volt to 24 Volt Systems Includes Mounting Bracket and Stainless Steel Hardware	AMTL115F	\$ 66.00	
	LED Floodlight All-Position Light 5" Round Light 3200 Lumens, 40 Watts, 3.30 Amps For 12 Volt to 24 Volt Systems Includes Mounting Bracket and Stainless Steel Hardware	AMTL180	\$ 102.00	
	LED Floodlight All-Position Light Round Light 6900 Lumens, 50 Watts, 4.10 Amps For 9 Volt to 32 Volt Systems Includes Mounting Bracket and Stainless Steel Hardware	AMTL500F	\$ 135.00	
	LED Floodlight All-Position Light 4.30" Round Light 5040 Lumens, 50 Watts, 4.10 Amps For 12 Volt to 24 Volt Systems Includes Stainless Steel Adjustable Mounting Bracket	AMAT305931	\$ 121.00	
	LED Floodlight, Sealed Beam Fender Mount 4.50" Diameter Round Light 1250 Lumens, 18 Watts, 1.50 Amps Trapezoid Pattern For 12 Volt to 24 Volt Systems	AMTL3010	\$ 50.00	
	LED Floodlight Fender Mount 4.50" Diameter Sealed Beam Round Light 1250 Lumens, 18 Watts, 1.20 Amps Trapezoid Pattern For 12 Volt to 24 Volt Systems Lasts 50 times longer than halogen lighting, vibration resistant w/ no filament failures, uses original mount and wiring, Operating temperature of -40°F to 140°F / -40°C to 60°C	AMRE336111	\$ 45.00	

Prices Subject to Change without Prior Notice. The use of original equipment manufacturer (OEM) part numbers or trademarks, e.g. Case® and John Deere®, are for reference purposes only and for indicating product use and compatibility. Our company and the listed replacement parts contained herein are not sponsored, approved or manufactured by the OEM. All parts are New unless designated Reman in the description.

Kubota®—Tractor

Lighting (...continued)

Description		Part Number	Retail Price	Core
Application: Universal Equipment				
	LED Floodlight Cab and Fender Mount 6" x 3.50" Rectangle Light 3600 Lumens, 40 Watts, 3 Amps	AMX34146	\$ 85.00	
	LED Spotlight All-Position Light 4.25" x 4.25" Square Light 1400 Lumens, 27 Watts, 2.20 Amps For 12 Volt to 24 Volt Systems	AMTL100S	\$ 50.00	
	LED Spotlight All-Position Light 4.25" x 4.50" Round Light 6900 Lumens, 50 Watts, 4.10 Amps For 9 Volt to 32 Volt Systems Includes Mounting Bracket and Stainless Steel Hardware	AMTL500S	\$ 135.00	
	LED Spotlight All-Position Light 6.25" x 1.75" Rectangle Light 1300 Lumens, 18 Watts, 1.50 Amps For 12 Volt to 24 Volt Systems Includes Mounting Bracket and Stainless Steel Hardware	AMTL118S	\$ 57.00	
	LED Magnetic Warning Light All-Position Light 360° Flashing Light, Multiple Patterns 14" x 6.75" Rectangle Light Magnetic Base or Solid Mount For 12 Volt to 24 Volt Systems Includes Cigarette Lighter Adapter, Wiring and Switch	AMTL1200	\$ 215.00	
	Warning Beacon 360° Flashing Beacon, Amber Lens For 0.9435" Diameter Pipe Replaces 84337818, AZ44705, AZ101891	AM82018390	\$ 73.70	
	LED Warning Beacon 360° Flashing Beacon 2.75" x 5.25" Light Polycarbonate Amber Lens and Housing For 12 Volt to 24 Volt Systems Includes Solid Mounting Pad and Stainless Steel Hardware	AMTL2100	\$ 34.00	
	LED Warning Beacon 360° Flashing Beacon 5" x 10" Amber Lens, 48 Watts, 4 Amps For 12 Volt to 24 Volt Systems Brackets Sold Separately	AMTL2000-1	\$ 98.00	
	LED Warning Beacon 360° Flashing Beacon, 3 Different Patterns 5" x 10" Light Amber Lens, 48 Watts, 4 Amps For 12 Volt to 24 Volt Systems Brackets Sold Separately	AMX33131	\$ 85.00	

Prices Subject to Change without Prior Notice. The use of original equipment manufacturer (OEM) part numbers or trademarks, e.g. Case® and John Deere®, are for reference purposes only and for indicating product use and compatibility. Our company and the listed replacement parts contained herein are not sponsored, approved or manufactured by the OEM. All parts are New unless designated Reman in the description.

Kubota®—Tractor


Lighting (...continued)

Description		Part Number	Retail Price	Core
Application: Universal Equipment				
	Warning Beacon Bracket Use w/ AMX33131 LED Warning Beacon, TL2000	AMX33132	\$ 17.00	
	Warning Beacon Bracket Use w/ AMX33131 LED Warning Beacon, TL2000	AMX33133	\$ 17.00	
	Warning Beacon Bracket Use w/ AMX33131 LED Warning Beacon, TL2000	AMX33137	\$ 17.00	
	Warning Beacon Bracket Use w/ AMX33131 LED Warning Beacon, TL2000	AMX33135	\$ 17.00	
	LED Light Bar Flood/Spotlight Combo 10" Long, 5700 Lumens, 50 Watts, 4.20 Amps For 12 Volt to 24 Volt Systems Includes Mounting Bracket and Stainless Steel Hardware	AMTL10SRC	\$ 145.00	
	LED Light Bar Floodlight/Spotlight Combo 14" Long, 5400 Lumens, 72 Watts, 6 Amps Die Cast Aluminum Housing, Polycarbonate Lens For 12 Volt to 24 Volt Systems Includes Mounting Bracket and Heavy Duty Stainless Steel Hardware	AMTLB410C	\$ 169.00	
	LED Light Bar Floodlight/Spotlight Combo 30" Long, 13600 Lumens, 150 Watts, 12.50 Amps For 12 Volt to 24 Volt Systems Includes Mounting Bracket and Stainless Steel Hardware	AMTL30SRC	\$ 259.00	
	LED Light Bar 30" Long, 13860 Lumens, Cree Bulbs	AMLED30	\$ 130.00	
	LED Light Bar Floodlight/Spotlight Combo 40" Long, 17300 Lumens, 200 Watts, 16.70 Amps For 12 Volt to 24 Volt Systems Includes Mounting Brackets and Stainless Steel Hardware	AMTL40SRC	\$ 337.00	
	LED Light Bar 40" Long, 18200 Lumens, Cree Bulbs	AMLED40	\$ 160.00	
	LED Light Bar Floodlight/Spotlight Combo 42" Long, 14500 Lumens, 240 Watts, 19 Amps For 12 Volt to 24 Volt Systems Includes Mounting Bracket and Stainless Steel Hardware Replaces 1163691	AMTLB440C	\$ 328.00	



Prices Subject to Change without Prior Notice. The use of original equipment manufacturer (OEM) part numbers or trademarks, e.g. Case® and John Deere®, are for reference purposes only and for indicating product use and compatibility. Our company and the listed replacement parts contained herein are not sponsored, approved or manufactured by the OEM. All parts are New unless designated Reman in the description.

Kubota®—Tractor

Lighting (...continued)

Description	Part Number	Retail Price	Core
Application: Universal Equipment			
 LED Magnetic Work Light All-Position Light 3.25" Square Floodlight 900 Lumens 3 Modes: 30% Intensity, 100% Intensity and S.O.S. Pattern Magnetic Base Includes Lithium Ion Battery, Cigarette Lighter and DC Charger	AMTL2460	\$ 89.00	

Glass

Description	Part Number	Retail Price	Core
Application: M95S, M105S, M4900, M5700, M6800, M8200, M9000			
 Upper Windshield Glass	AM3G710-70510	\$ 290.70	
Application: (M95SDT, M105SDT - w/ Cab), 2WD: (M105S, M4900, M5700, M6800S, M8200, M9000 - w/ Cab), 4WD: (M105SDT, M5700DT, M6800SDT, M95SDT - Dual Traction w/ Cab), (M4900DT, M8200DT, M9000DT, M9000DTMC Muddler - w/ Cab), (M5700HDC, M6800HDC, M8200HDC, M9000HDC - Hydraulic Shuttle Tractors w/ Cab)			
 Lower Front Glass, Left Hand	AM3G710-70560	\$ 75.00	

Lift Link Assemblies and Components






Description	Part Number	Retail Price	Core
Application: M5-091HD, M5-091HD-1, M5-091HD12, M5-091HD12-1, M5-091HDC, M5-091HDC-1, M5-091HDC12, M5-091HDC12-1, M5-091HF, M5-091HF-1, M5-091HFC, M5-091HFC-1, M5-111HD, M5-111HD12, M5-111HDC, M5-111HDC12, M5-111HDC24, M5-111HF, M5-111HFC, M5L-111, M8560HD, M8560HD12, M8560HDC, M8560HDC12, M8560HF, M8560HFC, M9540HDC-LTD, M9540HDC24-1, M9960HD, M9960HD12, M9960HDC, M9960HDC12, M9960HDL, M9960HDLN, M9960HF, M9960HFC, (M8540DT, M8540DT-1, M8540DTC, M8540DTC-1 ASN 053334), (M8540F, M8540F-1, M8540FC, M8540FC-1 ASN 10405), (M8540HD, M8540HD-1, M8540HD12, M8540HD12-1, M8540HDC, M8540HDC-1, M8540HDC12, M8540HDC12-1 ASN 53335), (M9540F, M9540F-1, M9540FC, M9540FC-1, M9540HFL, M9540HFL-1, M9540HFL-1S ASN 10613), (M9540DT, M9540DT-1, M9540DTC, M9540DTC-1, M9540HD, M9540HD-1, M9540HD12, M9540HD12-1, M9540HDC, M9540HDC-1, M9540HDC12, M9540HDC12-1, M9540HDL, M9540HDL-1, M9540HDL-1S ASN 57792)			
Lift Link Assembly, Left Hand	AM3C081-91450	\$ 175.00	
Application: M5040, M5140, M6040, M6060, M7040, M7060			
Lift Link Assembly, Right Hand	AM3C001-91232	\$ 258.70	
Lift Link Assembly, Left Hand	AM3C001-91452	\$ 215.10	
Application: M8540 ASN 053334, M9540			
Leveling Box Assembly, Right Hand	AM3C08191230	\$ 94.00	
Application: L4600, L4701			
Lift Link, Left Hand	AMTC432-71540	\$ 134.90	

Kubota®—Tractor

Top Link Assemblies

Description	Part Number	Retail Price	Core
Application: M5-091, M5-111, M5L-111, M8540, M8560, M9540, M9960			
Toplink Assembly Replaces 3C081-91700	AM3C081-91702	\$ 280.50	
Application: M5040, M6040, M6060, M7040, M7060, M8540			
Toplink Assembly	AM3C001-91700	\$ 288.60	

Air Conditioning and Components

Description	Part Number	Retail Price	Core
Application: M6950, M7950, M8950			
 Compressor Conversion Kit Denso Style to Seltec Style Includes Compressor, Mounting Bracket, Service Valves, O-Rings, Belt and Mounting Hardware, Replaces Upright Style Denso Compressor See Manufacturer for Oil Type and Quantity	AMX10247	\$ 525.00	
Premium Synthetic Ester Oil, 100V, 12 oz	AMX10273	\$ 14.00	
Application: B3030, L3240, L3430, L3540, L3940, L4240, L4330, L4630, L4740, L5030, L5240, L5740, M95S, M105S, M105X, M110, M120, M125X, M4900, M5700, M6800, M8200, M9000			
 Compressor, Denso SCSA06C Style 12 Volt, w/ Single Groove Clutch, 4.80" Clutch Diameter, Direct Mount Requires Synthetic Ester Oil 100V, 2.50 oz (74 cc) Replaces 6A671-97110, 6A671-97114	AMX10235	\$ 500.00	
Premium Synthetic Ester Oil, 100V, 12 oz	AMX10273	\$ 14.00	
Application: L3600, L3710, L3940, L4200, L4240, L4310, L4610, L4630, L4740, L5740, M900, M4900, M6800, M9000 BSN 10913			
 Compressor, Denso 10PO8E Style 12 Volt, w/ Single Groove Clutch, 4.80" (122 mm) Clutch Diameter, 0.50" Belt Width, 3-Ear Mount, Must use Original Manifold Requires Pag Oil ND8, 4.50 oz (133 cc)	AMT0070-87290	\$ 791.00	
Denso ND8 Pag Oil, 46V, 8.50 oz	AMX10272	\$ 31.00	
Application: M4N-071HDC12, M6-131DTC, M6-141DTC, M6-141DTSC, M7-131P, M7-131P KVT, M7-131PB, M7-151P, M7-151P KVT, M7-151PB, M7-151PB KVT, M7-151S, M7-171P, M7-171P KVT, M7-171PB, M7-171PB KVT, M7-171S, M126GXDTC, M126XDTC, M126XDTPC, M135GXDTC, M135GXDTC, M135XDTC, M135XDTC			
 Reman Compressor, SV07E 12 Volt w/ 6-Groove Clutch for Serpentine Belt, Coil Mounted at 10 o'clock Position 4.25" (112.80 mm) Clutch Diameter Requires Pag Oil ND8, 46V Replaces 3P999-00620, 447280-3080	AM447280-3050	\$ 560.00	
Application: M108S, M5040, M6040, M7040, M8540 Ref# 3C581-50060			
 Compressor, Denso SVO7E Style 12 Volt, w/ Single Groove Clutch, 4.37" (111 mm) Clutch Diameter Distance from Top Ear to Center of Groove: 2.48" (63 mm) Coil Mounted at 10 o'clock Position Requires ND-Oil 8	AM3C581-97590	\$ 550.00	
Denso ND8 Pag Oil, 46V, 8.50 oz	AMX10272	\$ 31.00	








Kubota®—Tractor

Air Conditioning and Components (...continued)

Description	Part Number	Retail Price	Core
Application: M110 ASN 50386, M120 BSN 50839, M900, M4900, M6800 BSN 65762, M9000 SN 10914-11322			
 Compressor, Nippondenso SCS06 Style 12 Volt, w/ Single Groove Clutch, 4.80" (122 mm) Clutch Diameter, 0.50" Belt Width, Direct Mount Requires 3 oz Oil QTY ND-Oil 8	AMT1065-72213	\$ 571.00	
Denso ND8 Pag Oil, 46V, 8.50 oz	AMX10272	\$ 31.00	
Application: M110 BSN 50386, M120, M7580, M8580, M9580			
 Compressor, Denso 10PA15C Style 12 Volt, w/ Single Groove Clutch, Must use Original Manifold Distance Between Mounting Holes: Top=3.58" (91.08 mm); Bottom=3.08" (78.47 mm) Requires Pag Oil ND8, See Manufacturer for Oil Quantity	AM33770-50050	\$ 486.00	
Denso ND8 Pag Oil, 46V, 8.50 oz	AMX10272	\$ 31.00	
Application: B2650, L3240, L3560, L3940, L4060, L4240, L4740, L4760, L5240, L5460, L5740, L6060, LX2610, LX3310, M100GX, M110, M4-071, M4D-061, M4D-071, M5-091, M5-111, M5N-091, M5N-111, M6-101, M6060, M6S-111, M7040, M7060, M8540, M8560, M9960, MX5400, MX6000			
 Compressor w/ Clutch Denso SVO7E 12 Volt, Single Groove Clutch, 4.38" (111 mm) Clutch Diameter, 7/16" Belt Width Requires Pag Oil ND8, 46V	AMRD451-93900	\$ 745.00	
Application: B3030, M120 ASN 50840, M4900, M5040, M5700 ASN 11018, M6040 BSN 52299, M6800, M9000 ASN 11431, RTV1100			
 Compressor Clutch SCSA06C Clutch, 4.80" Coil w/ 1/2" Single Groove, Splined-Type Shaft	AM6A671-97310	\$ 173.00	
Application: M108S, M5040, M6040, M7040, M8540			
 Reman Compressor Clutch SV07E Clutch w/ 12 Volt Coil, Single Groove For Aftermarket AM3C581-97590 Compressor	AM3C581-96110	\$ 204.00	
Application: M9000 SN 10913-11430			
 Nippondenso Compressor Clutch 4.80" Coil w/ 1/2" Single Groove	AM6A671-97210	\$ 255.00	
Application: Universal Equipment			
 High Pressure Switch Normally Open, Opens at 305 PSI, Closes at 395 PSI, 7/16"x20 Thread	AMX10276	\$ 36.00	








Kubota®—Tractor

Air Conditioning and Components (...continued)

Description	Part Number	Retail Price	Core
Application: Universal Equipment			
 <p>Low Pressure Switch Normally Open, Opens at 6 PSI, Closes at 45 PSI, Standard 7/16"x20 Thread</p>	AMX10277	\$ 56.00	
Application: B3030, L3240, L5740, M108S BSN 70282, M120 ASN 70657, M125X, M135X, M4900, M5700 ASN 10953, M6800, RTV1100 BSN 14540			
 <p>Low Pressure Switch, Normally Open Opens at 29 PSI, Closes at 35 PSI, 11 mm Metric Thread, M11x100 Thread - Male</p>	AM3A761-96290	\$ 33.00	
Application: M108S ASN 70283, M120 BSN 70656, M5700 BSN 10952, M7580, RTV ASN 14541			
 <p>Low Pressure Switch, Normally Open Opens at 30 PSI, Closes at 34 PSI, 11 mm Metric Thread, M11x100 Thread - Male</p>	AM33770-96290	\$ 38.00	
Application: B3030, L4630			
 <p>Receiver Drier Metric Threads</p>	AMT2055-72230	\$ 31.00	
Application: B3030, KX121, KX121-3, KX161-3, L3240, L3430, L3600, L3710, L4200, L4310, L4330, L4610, L4630, L5030, L5240, L5740, M95S, M105S, M108S, M108X, M110, M120, M4900, M4900C, M5040, M5700, M6040, M6800, M7040, M7580, M8200, M8540, M8580, M9000, M9540, M9580, RTV1100 Replaces T0070-79270			
 <p>Komatsu Receiver Drier XH9 Desiccant</p>	AMX10239	\$ 41.00	
Application: M5950, M6950, M7950			
 <p>Receiver Drier 2 .64" x 9" Male O-Ring w/ Female Switch Port, Inlet - 14 mm, Outlet - 14 mm, Metric, R134a Compatible</p>	AM70000-67458	\$ 31.00	
Application: B3030, L3430, L3710, L4310, L4330, L4610, L4630, L4900C, L5030, M4900, M5700, M6800, M8200, M9000			
 <p>Expansion Valve Internally Equalized w/ Capillary Tube, Metric</p>	AMT1065-72170	\$ 23.00	

Kubota®—Tractor








Air Conditioning and Components (...continued)

Description	Part Number	Retail Price	Core
Application: L3600, L4200  Expansion Valve	AMT0070-94120	\$ 38.00	
Application: M120, M125X, M135X, M5700, M9580  Expansion Valve Internally Equalized, Metric	AM33770-96120	\$ 39.00	
Application: M108S, M105S, M4900, M5040, M6040, M6800, M7040, M8540, M9000, RTV1100  Expansion Valve Block Type	AM3A851-72170	\$ 36.00	
Application: M5950, M6950  Expansion Valve Internally Equalized w/ 13.50" Capillary Tube, Metric	AM70000-67459	\$ 32.00	
Application: M105XDTC, M108XDTC, M95XDTC  Compressor to Condenser Hose Replaces 3P200-50110	AM3P200-50630	\$ 390.00	
Application: B3030, L3240, M5700 BSN 11017, M6800 BSN 65762, M90000 ASN 10914  Blower Motor CW Rotation, 12 Volt, 2-Wire (Spade), Single 1/4" Shaft, Single Speed, 5 3/4" x 6 3/4" Overall Dimensions	AM3G910-72150	\$ 810.00	
Application: 290, 530, L3430, L3600, L4200  Blower Motor	AMT0070-94130	\$ 580.00	

Prices Subject to Change without Prior Notice. The use of original equipment manufacturer (OEM) part numbers or trademarks, e.g. Case® and John Deere®, are for reference purposes only and for indicating product use and compatibility. Our company and the listed replacement parts contained herein are not sponsored, approved or manufactured by the OEM. All parts are New unless designated Reman in the description.









Kubota®—Tractor

Air Conditioning and Components (...continued)

Description	Part Number	Retail Price	Core
Application: L3430, L3710 ASN 71651, L4310 ASN 71290, L4610 ASN 71389, L5030  Blower Motor CW Rotation, 12 Volt, 2-Wire, Single 1/4" Shaft, Single Speed, 5 1/4" x 2 3/8" Overall Dimensions	AMT1065-72150	\$ 890.00	
Application: L3710 BSN 71651, L4310 BSN 71289, L4610 BSN 72388  Blower Motor CW Rotation, 12 Volt, 2-Wire, Single 1/4" Shaft, Single Speed, 5" x 6 3/4" Overall Dimensions	AMT0270-72150	\$ 725.00	
Application: M95XDTC, M100XDTC, M105XDTC, M108XDTC, M110FC, M110DTC, M110XDTC, M120FC, M120DTC, M125XDTC, M126XDTC, M126XDTPC, M135XDTC  Blower Motor w/ Wheel, Right Hand 12 Volt, Single Shaft, CCW Rotation	AM3M760-57020	\$ 280.00	
Blower Motor w/ Wheel, Left Hand 12 Volt, Single Shaft CCW Rotation	AM3M760-57030	\$ 275.00	
Application: M100GXDT, M110GXDT, M126GXDT, M135GXDT/DTSC, M5040DTC, M5040DTC-1, M5040FC, M5040FC-1, M5040HDC, M5040HDC-1, M5140DTC, M5140FC, M5140HDC, M6040DTC, M6040DTC-1, M6040FC, M6040FC-1, M6040HDC, M6040HDC-1, M6060HDC, M6060HFC, M7040DTC, M7040DTC-1, M7040FC, M7040FC-1, M7040HDC, M7040HDC-1, M7040HDC-LTD, M7060HDC, M7060HDC12, M7060HFC, M8540DTC, M8540DTC-1, M8540FC, M8540FC-1, M8540HDC, M8540HDC-1, M8540HDC12, M8540HDC12-1, M8560HDC, M8560HDC12, M8560HFC, M9540DTC, M9540DTC-1, M9540FC, M9540FC-1, M9540HDC, M9540HDC-1, M9540HDC-LTD, M9540HDC12, M9540HDC12-1, M9540HDC24-1, M9960HDC, M9960HDC12, M9960HDC24, M9960HFC  Blower Motor 12 Volt, Single Shaft, CW Rotation, 6.50" OD Replaces 3C581-72151	AM3C581-72150	\$ 280.00	
Application: M108S, M5700 ASN 11018, RTV1100, M6800 ASN 65763, M9000 ASN 11323  Blower Motor CCW Rotation, 12 Volt, 2-Wire, 5/16" Shaft Size, 2 15/16" Motor Diameter, 2 3/4" Wheel Length, 6 1/2" Wheel Diameter, 5 1/2" Overall Length	AM3A851-72150	\$ 163.00	
Application: M110, M120  Blower Motor w/ Wheel CW Rotation, 12 Volt	AM3F760-57020	\$ 495.00	
Application: M110, M120  Blower Motor w/ Wheel CCW Rotation, 12 Volt	AM3F760-57030	\$ 495.00	

Kubota®—Tractor




Air Conditioning and Components (...continued)

Description	Part Number	Retail Price	Core
Application: M4900, M9000 BSN 10913			
 Blower Motor	AM3G710-72150	\$ 800.00	
Application: M5950, M6950, M7580			
 Blower Motor CW Rotation, 12 Volt, 2-Wire, Single Speed, 5/16" Shaft	AM70000-73355	\$ 305.00	
Application: B3030, B5030, L4630, L5030			
 Condenser Core: 11 5/8" x 14" x 5/8" 13 Fins per Inch	AMT2055-72220	\$ 128.00	
Application: M108S, M5700 ASN 10658, M6800 ASN 65763, M8200, M9000			
 Condenser Core: 14 1/4" x 13 1/2" x 7/8" 13 Fins per inch	AM3A851-50040	\$ 393.00	
Application: M110, M120, M7580 ASN 60313, M8580, M9580			
 Condenser Core: 17 1/2" x 12 1/4" x 1 3/4" 12 Fins per inch	AM33770-50042	\$ 610.00	
Application: M5040, M6040, M7040, M8540, M9540			
 Condenser Core: 16" x 13 1/2" x 7/8" 13 Fins per inch	AM3C581-50040	\$ 450.00	
Application: M5950, M6950, M7950, M8950, M8580			
 Condenser Core: 15 3/4" x 12 1/4" x 1 5/8" 10 Fins per inch RePLACES 36919-50040	AM36919-50044	\$ 365.00	
Application: L3600, L4200			
 Evaporator	AMT0070-94110	\$ 410.00	

Prices Subject to Change without Prior Notice. The use of original equipment manufacturer (OEM) part numbers or trademarks, e.g. Case® and John Deere®, are for reference purposes only and for indicating product use and compatibility. Our company and the listed replacement parts contained herein are not sponsored, approved or manufactured by the OEM. All parts are New unless designated Reman in the description.

Kubota®—Tractor

Air Conditioning and Components (...continued)

Description	Part Number	Retail Price	Core
Application: L3710, L4310, L4610, L5030, M1055, M4900, M5700 BSN 10657, M6800 BSN 65762, M9000 BSN 58436			
 Evaporator Overall: 18" x 7 1/2" x 3 1/8" Core: 14" x 3 1/8" x 4 1/16"	AMT0270-87340	\$ 481.00	
Application: M100, M110, M126, M135, M6040, M7040, M8540, M9540			
 Evaporator Block Type, O-Ring Connection Overall: 8" x 1.50" x 12.50" Core: 6" x 1.50" x 12"	AM3C581-72100	\$ 465.00	
Application: M105, M105S, M108S, M4900, M5700 ASN 10658, M6800 ASN 65763, M9000 ASN 58437, RTV1100			
 Evaporator Core: 7 3/8" x 2 1/4" x 8 3/4"	AM3A851-72100	\$ 165.00	

Rockshaft Components

Description	Part Number	Retail Price	Core
Application: M4D-061, M4N-071, M5N-091, M5N-111, M5040, M5140, M5640, M5660, M6040, M6060, M7040, M7060, M8540			
Rockshaft Bushing	AM3C001-82410	\$ 20.10	
Application: M5-091, M5-111, M5L-111, M5640, M5660, M7040, M8540, M8560, M9540, M9960			
Rockshaft Bushing	AM3G705-82410	\$ 19.30	



Abilene Machine LLC
P.O. Box 129
Abilene, KS 67410
(785) 670-6741

Honest. Personal. Service.



Abilene Machine LLC
(785) 670-6741



AbileneMachine.com

©2024 Abilene Machine LLC. Abilene Machine® is a registered trademark of Abilene Machine LLC.



Follow Abilene Machine
on Facebook

November 2024