



AbileneMachine®
Ag Replacement Parts

PLANTER, DRILL & TILLAGE PARTS







AbileneMachine.com



My Shed Feature on AbileneMachine.com

**Narrow down your parts search
specifically to your equipment**

Select the make, equipment and model of your machine in the dropdown menus located at the top of the home page. Then select a category or select "Any Category" to search all. Click the "Go" button.

SELECT YOUR EQUIPMENT  Search for parts 



Make*  Equipment Type* 





Models*  Categories  **GO**




ADD EQUIPMENT

To access your saved equipment
[Sign in](#)



SELECT YOUR EQUIPMENT  Search for parts 

Make*  John Deere  Equipment*  Tractor 

Model*  4440  Categories  **GO**



ADD EQUIPMENT

To access your saved equipment
[Sign in](#)

With your equipment selected, enter the product you are searching for (or part number if you have it). Suggested results will be displayed, or press enter to go to a list of all product results for your machine.

John Deere Tractor 4440  What part do you need today? 



John Deere Tractor 4440  **Seat Assembly** 


SUGGESTIONS


seat assembly
seat and suspension assembly
seat assembly with
grammer seat assembly
grammer seat and suspension assembly


CATEGORY


Seat & Suspension Assemblies
Seat Assemblies


PRODUCTS [VIEW ALL](#)


 **Grammer® Tractor Seat Assembly - Brown Matrix Fabric (AMSS11055)**
For Grammer Suspensions
OEM X-Reference number: undefined
\$ 847.00






 **Seat and Suspension Assembly (AMSS8093)**
Case®
Tractors - 1190, 1194, 1290, 1294, 1390, 1394, 1490, 1494, 1594, 1690...
OEM X-Reference number: 30-3050890, 30-3053350, 44907538, 533813M96, 81874576, 83982816, E9NN400AA, E9NN400AB99M, K307863
\$ 92.00
★★★★★


 **Grammer® Tractor Seat and Suspension Assembly for John Deere® (AMSS10078)**
John Deere® Tractors without IVT™ Transmission - 7200, 7210, 7400, 7410, 7510, 7600, 7610, 7630, 7700, 7710, 7720, 7730, 7800, 7810, 7820, 7830, 7920, 7930
OEM X-Reference number: undefined
\$ 1,470.00




MAKE 


☒ JOHN DEERE 






EQUIPMENT TYPE 


☐ BACKHOE - LOADER  1
☐ COMBINE  3
☐ COTTON HARVESTING  3
☐ SPRAYERS  3
☐ SWATHER  1
...



CATEGORY 


☐ SEAT & SUSPENSION ASSEMBLIES  6
☐ SEAT ASSEMBLIES  7
☐ SHOCK ABSORBERS  1



MODELS 


☐ 1020  2
☐ 1025R UTILITY  2
☐ 1025R UTILITY  2
☐ 1030  1
☐ 1040  1
...

CONDITION 


☐ NEW  12
☐ REMANUFACTURED  2

JOHN DEERE TRACTOR 4440  [Close All](#)


SORT BY: RELEVANCE  **14 RESULTS** [ITEMS PER PAGE: 12](#) 

 **SEAT ASSEMBLY, BROWN FABRIC FOR JOHN DEERE® TRACTOR (AMJD4240BRF)** **\$ 710.50** **ADD TO CART**

John Deere®
Tractors - 2010, 2350, 2355, 2510, 2520, 2550, 2555, 2750, 2755, 2855N, 2940, 2950, 2955, 3010, 3020, 3055, 3140, 3150, 3155, 3255, 4000, 4010,

 **SEAT ASSEMBLY, YELLOW VINYL FOR JOHN DEERE® TRACTOR, COMBINE AND SPRAYER (AMSS7896)** **\$ 453.50** **ADD TO CART**

John Deere®
Tractors - 2955, 3055, 3150, 3155, 3255, 4020, 4030, 4040, 4050, 4055, 4230, 4240, 4250, 4255, 4320, 4430, 4440, 4450, 4455, 4555, 4560, 4630,

 **DELUXE SEAT ASSEMBLY, BLACK FABRIC (AMSS72899)** **\$ 741.00** **ADD TO CART**

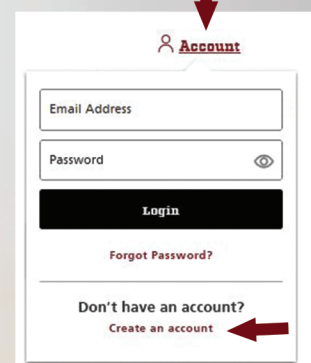
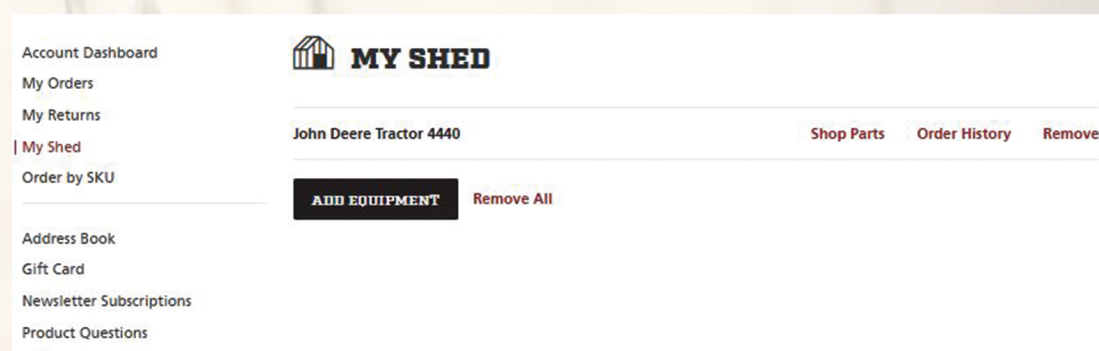
John Deere®
Tractors - 2010, 2350, 2355, 2510, 2520, 2550, 2555, 2750, 2755, 2855N, 2940, 2950, 2955, 3010, 3020, 3055, 3140, 3150, 3155, 3255, 4000, 4010,

With the My Shed feature, your equipment selections can now be saved to your account to make future searching convenient and easy!

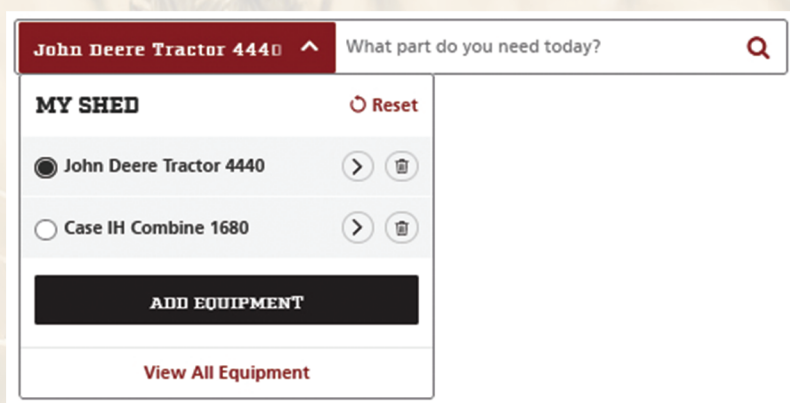
Once you create an account to access "My Shed," your equipment can be saved and you can also view past order history. This makes yearly maintenance easier and faster when it comes to getting the parts you need.

To create an account, select the Account icon to the right of the search bar and select "Create an account."

Follow the next screen to enter your information and create the account. If you made an equipment selection in the parts search, it will automatically be added to "My Shed" and will also be viewable on your Account Dashboard. Additional equipment can be added by clicking the "Add Equipment" button from either screen (prompts the dropdown menu at the top to open again) or by going directly to the parts search at the top of the page and making a new selection. When you hit "Go," this selection is automatically added to your shed.



Quickly switch between equipment in your Shed by clicking the dropdown menu at the top of the page and selecting between machines. The page will reload to that selection and is ready to search for the products you need.



Abilene Machine LLC

Abilene, Kansas
Bishopville, South Carolina
Sioux Falls, South Dakota
Billings, Montana

785-670-6741 | AbileneMachine.com

Table of Contents








| | |
|--|-----|
| Planter & Grain Drill Parts | 3 |
| Commodity Cart Parts | 77 |
| Air System Parts—Air Tube Couplers and Components | 100 |
| Air System Parts—Distributors Plenums and Tubes | 80 |
| Air System Parts—Manifold Components | 89 |
| Conveyor Components | 103 |
| Hydraulic Components | 105 |
| Ladders and Components | 103 |
| Meter Housings and Components | 77 |
| Sensors | 105 |
| Tank and Hopper Components | 105 |
| Grain Drill and Air Seeder Parts for John Deere® | 29 |
| Air System Parts | 49 |
| Gauge and Packer Wheels | 37 |
| Hydraulic Components | 48 |
| Keeton® Seed Firmers | 37 |
| Recappers | 49 |
| Row Unit Components | 46 |
| Seed Boots and Components | 33 |
| Seeder Blades and Components | 29 |
| Grain Drill Parts for Landoll® | 68 |
| Grain Drill Parts for Sunflower® | 68 |
| Grain Drill Parts for Tye® | 73 |
| No-Till Coulter Blades | 76 |
| Planter and Grain Drill Parts for Case IH® | 62 |
| Planter and Grain Drill Parts for Great Plains® | 69 |
| Planter and Grain Drill Parts for New Holland® | 67 |
| Planter Parts for John Deere® | 3 |
| Closing Wheels and Components | 13 |
| Fertilizer Shoes | 25 |
| Gauge Wheels and Components | 7 |
| Hydraulic Components | 25 |
| Keeton® Seed Firmers | 12 |
| Opener Disc and Assemblies | 3 |
| Row Unit Components | 17 |
| Scrapers | 5 |
| Seed Tubes and Components | 10 |
| Planter Parts for Kinze® and White® | 51 |
| Closing Wheels and Components | 58 |
| Gauge Wheels and Components | 53 |
| Keeton® Seed Firmers | 57 |
| Opener Disc and Assemblies | 51 |
| Replacement Chains | 61 |
| Row Unit Components | 59 |
| Scrapers | 52 |
| Seed Tubes and Components | 56 |
| Replacement Chains | 26 |
| Herbicide/Insecticide Chains for MaxEmerge®2 1992 and up; All MaxEmerge®Plus | 27 |
| Herbicide/Insecticide Chains for MaxEmerge®2 Prior to 1992 | 26 |
| Main Wheel Drive Chains | 29 |
| Seed Meter Chains for MaxEmerge®2 and MaxEmerge®Plus | 26 |
| Seed Transmission Chains | 28 |
| Sensors—Seed Flow and Population | 74 |
| Tillage | 106 |
| Field Cultivator Sweeps, Parts and Accessories | 106 |
| Conventional Field Cultivator Sweeps | 107 |
| Double Points, DP Series | 107 |

| | |
|--|-----|
| Double Points, WIF Series | 108 |
| Double Points, WIH Series | 108 |
| Harrow Tines | 108 |
| Viper Sweeps | 106 |
| Bolts and Nuts | 123 |
| #3 Plow Head Bolts | 124 |
| Clipped Head Bolts | 123 |
| Disc Gang Bolts and Parts | 126 |
| Elliptical Head Bolts | 125 |
| Hex Head Nuts | 125 |
| Special Head Bolts | 124 |
| Chisel Plow Sweeps, Shovels, Points and Blades | 111 |
| Chisel Plow/Wheatland Sweeps | 111 |
| Chisel Spikes | 111 |
| McKay Empire Penetrator Chisel Plow Sweeps | 111 |
| Tillage Scrapers | 112 |
| Twisted Chisel Spikes | 111 |
| Deep Tillage Parts | 127 |
| Bearings | 127 |
| Ripper Points | 127 |
| Row Unit Components | 127 |
| Disc Blades | 115 |
| Deep-Cone Disc Blades | 117 |
| Flat-Centered Disc Blades | 116 |
| Precision Double-Bevel Edge Disc Blades | 115 |
| Miscellaneous Parts | 122 |
| Chrome Points | 123 |
| Crescent Holes | 123 |
| Fertilizer Knives | 122 |
| Furrower Shovels | 122 |
| Plow Parts | 117 |
| Deep-Suck Shares | 122 |
| Plow Parts—For International® Super Chief | 117 |
| Plow Parts—For John Deere® | 119 |
| Two Way Plow Parts—For Harrell Ag® and Long | 120 |
| Two Way Plow Parts—For John Deere® | 121 |
| Row Crop Sweeps, Points and Reversible Blades | 110 |
| S-Tine Sweeps and Shanks | 110 |
| Soil Saver Moldboards and Blades | 112 |
| Soil Saver Blades | 113 |
| Soil Saver Moldboards | 112 |
| Subsoiler Points | 114 |
| Booted Points | 114 |
| Points—For Brillion™ | 114 |
| Points—For Glencoe® | 115 |
| Points—For John Deere® | 114 |
| Vertical Tillage | 109 |
| Bearings | 109 |
| Coulter Blades and Parts | 109 |
| Row Unit Components | 110 |

Planter & Grain Drill Parts

Planter Parts for John Deere®

Opener Disc and Assemblies






| Description | Part Number | Retail Price | Core |
|--|-------------|--------------|------|
| Application: 1700, 1710, 1720, 1730, 1750, 1760, 1760NT, 1770, 1770NT, 1780, 1790, 7000-7340 MaxEmerge™, DB55, DB58, DB60, DB66, DB80, DB90 Replaces AA37474 | | | |
|  Seed Disc Opener Assembly, 15" x 3.50 mm Bellota®, w/ 5/8" ID hole | AMAA53860 | \$ 28.00 | |
| Application: XP, XP Pro Series | | | |
|  Seed Disc Opener Assembly, 15" x 3.50 mm, HD Bellota® | AMAA65248 | \$ 32.00 | |
| Application: 1700, 1700TR, 1705, 1710, 1715, 1720, 1720CCS, 1725, 1725C, 1725CCS, 1725NT, 1730, 1735, 1745, 1750, 1755, 1760, 1760NT, 1765, 1765NT, 1770, 1770NT, 1775, 1775NT, 1780, 1785, 1790, 1795, 7000, 7100, 7200, 7300, DB37, DB37C, DB41, DB44, DB55, DB55C, DB58, DB60, DB60T, DB62, DB66, DB74, DB80, DB83, DB88, DB90, DB120, DR8T, DR12, DR16, DR18, DR24, MaxEmerge™ XP, Pro Series, XP | | | |
|  Rubberized Plastic Cap, Small | AMA78218 | \$ 0.75 | |
| Application: 1770, 1790, 7000 Series | | | |
|  Disc Opener Bearing, 204 Series 0.628" ID, 1.782" OD | AMAA21480 | \$ 5.95 | |
| Application: 7000, 7100, 7200, 7300, 7340 | | | |
|  Bearing 2.047" OD | AMA27002 | \$ 8.00 | |
| Application: Fits All Models Except Early 1770NT and 1790 Replaces A48720 | | | |
|  Disc Opener Blade 16" blade, 0.197" thick, 3 1/2" bolt circle, 2 1/2" pilot hole For single disc fertilizer opener, Import | AMA72358 | \$ 35.00 | |
| Application: 1770NT Early, 1790 | | | |
|  Disc Opener Blade 16" disc, 0.197" thick, 4 3/32" bolt circle, 3 3/16" pilot hole For single disc fertilizer opener, Import | AMA72404 | \$ 42.00 | |

Prices Subject to Change without Prior Notice. The use of original equipment manufacturer (OEM) part numbers or trademarks, e.g. Case® and John Deere®, are for reference purposes only and for indicating product use and compatibility. Our company and the listed replacement parts contained herein are not sponsored, approved or manufactured by the OEM. All parts are New unless designated Reman in the description.

Planter & Grain Drill Parts

Planter Parts for John Deere®




Opener Disc and Assemblies (...continued)

| Description | Part Number | Retail Price | Core |
|---|-------------|--------------|------|
| Application: (1705, 1715, 1725, 1765 ASN 760101), 1720, 1760, 1780, 7200, 7300 | | | |
| Double Disc Fertilizer Blade w/ Bearing 13.50" Diameter For double disc attachment that mounts to face of row unit | AMAA57467 | \$ 40.00 | |
| Application: 1750, 1755 SN 760101-790101, 1760NT, 1770, 1780, 1785, 7000, 7200, 7240 Will also fit MaxEmerge™ Row Units and Groff; also MaxEmerge™ 2 and MaxEmerge™ Plus w/ double disc attachment that mounts to fertilizer bar | | | |
|  Fertilizer Disc, HD Bellota®, 13.50" disc w/ hub and bearing Blade # - A72359 | AMAA57466 | \$ 42.25 | |
| Application: 1750, 1760NT, 1765NT, 1770, 1780, 1785, 1790, 7200, 7240 Will not fit 1770NT, 1775NT, 1790, 1795 w/ 6" x 10" or 7" x 7" Fertilizer Bar | | | |
|  Spindle For Single Disc Fertilizer Opener | AMA48724 | \$ 25.00 | |
| Application: 1770NT, 1775NT, 1790 ASN 720101, 1795 | | | |
|  Spindle For Single Disc Fertilizer Openers w/ 6" x 10" or 7" x 7" Fertilizer Bar | AMA82768 | \$ 25.00 | |
| Application: 1700, 1750, 1760, 7000-7340 MaxEmerge™ | | | |
|  Rubberized Plastic Cap For AMAA53860 Seed Disc Opener Assembly | AMA52024 | \$ 1.25 | |
| Application: 71, 494, 494A, 494AN, 495, 495A, 694, 694A, 694AN, 695, 695A, 894A, 1240, 1250, 1260, 1280, 1290, 1300, (1705, 1715, 1725, 1755, 1765, 1765NT, 1785 ASN 760101), 1720, 1750, 1760NT, 1770, 1780, 4484, 4493, 4684, 4884, 5184, 5186, 5193, 7000, 7200 | | | |
| Dust Cap, Flat For Double Disc Fertilizer Opener | AMB29400 | \$ 1.50 | |
| Application: 1700, 1750, 1760, 7000-7340 MaxEmerge® | | | |
|  Metal Dust Cap For Fertilizer Disc Opener Assembly | AMA22836 | \$ 1.25 | |

Planter & Grain Drill Parts




Planter Parts for John Deere®

Opener Disc and Assemblies (...continued)

| Description | Part Number | Retail Price | Core |
|--|-------------|--------------|------|
| Application: Disc Opener Assemblies | | | |
|  Nut, Right Hand | AM14H821 | \$ 0.80 | |
|  Nut, Left Hand | AM14H944 | \$ 2.00 | |
| Application: 1770, 7000, 7100, 7200 | | | |
|  Bushing 0.656" ID, 0.110" Thick, 0.875" OD, 0.564" Wide | AMA23789 | \$ 1.25 | |










Planter Parts for John Deere®

Scrapers

| Description | Part Number | Retail Price | Core |
|--|-------------|--------------|------|
| Application: 1700, 1760, 1780, 7100, 7200, 7300, 7340 | | | |
|  Rotating Disc Scraper Kit w/ Nylon Covers Includes (2) AMAA37221M Wheels, (1) AMA50047 Spring, (1) AMA69140 Right Hand Arm and (1) AMA69139 Left Hand Arm | AMX55006 | \$ 20.00 | |
| Application: 1700, 1760, 1780, 7100, 7200, 7300, 7340 | | | |
|  Rotating Disc Scraper Kit w/ All Metal Wheels Includes (2) AMAA37221M Wheels, (1) AMA50047 Spring, (1) AMA69140 Right Hand Arm and (1) AMA69139 Left Hand Arm | AMX55007 | \$ 17.25 | |
| Application: 1705, 1715, 1725, 1725CCS, 1725NT, 1755, 1765, 1765NT, 1770NT, 1775, 1775NT, 1785, 1790, 1795, DB37, DB37C, DB41, DB44, DB55, DB58, DB60, DB66, DB90, DB120 | | | |
|  Scraper Kit Includes (1) Right Hand Scraper, (1) Left Hand Scraper and (1) Tension Spring Replaces A98182, A98183 | AMX55056 | \$ 15.00 | |

Planter & Grain Drill Parts








Planter Parts for John Deere® Scrapers (...continued)

| Description | Part Number | Retail Price | Core |
|--|-------------|--------------|------|
| Application: 1700, 1760, 1780, 7100, 7200, 7300, 7340 | | | |
|  Rotating Disc Scraper Wheel w/ Nylon Cover | AMAA37221 | \$ 5.00 | |
| Application: 1700, 1760, 1780, 7100, 7200, 7300, 7340 | | | |
|  Rotating Disc Scraper Wheel, All Metal | AMAA37221M | \$ 6.50 | |
| Application: 1700, 1760, 1780, 7000, 7100, 7200, 7300, 7340 | | | |
|  Spring For Rotating Disc Scraper Kits | AMA50047 | \$ 2.85 | |
| Application: 1760, 1780, 7200 & 7300 MaxEmerge™, MaxEmerge™ Plus, MaxEmerge™ XP | | | |
|  Scraper Arm, Right Hand | AMA69140 | \$ 3.50 | |
|  Scraper Arm, Left Hand | AMA69139 | \$ 3.50 | |
| Application: 803, 805, 1750, (1755, 1785, 1765 ASN 760101), 1760NT, 1770, 1780, 7000, 7200, 7240 | | | |
|  Outside Scraper Includes mounting hardware For double disc fertilizer openers that mount to fertilizer bar (2) Required per Row | AMA24085 | \$ 3.50 | |
| Application: 7000, 7100 Planter Disc Openers | | | |
|  Scraper, Right Hand | AMAA26443 | \$ 3.75 | |
|  Scraper, Left Hand | AMAA26444 | \$ 3.75 | |
| Application: 1760, 1780, 7200 & 7300 MaxEmerge™ 2 | | | |
|  Tungsten Seed Opener Scraper | AMAA62559 | \$ 24.00 | |

Planter & Grain Drill Parts

Planter Parts for John Deere®

Gauge Wheels and Components








| Description | Part Number | Retail Price | Core |
|---|-------------|--------------|------|
| Application: 1760, 1780, 7200 & 7300 MaxEmerge™ 2 | | | |
| Gauge Wheel Tire 6.50" x 12", Smooth Crown | AMA58851 | \$ 78.00 | |
| Application: 1750, 7100, 9200 Replaces A84050 | | | |
|  Gauge Wheel Tire, 4.50" x 16" Carlisle® | AMA22884 | \$ 53.00 | |
|  Gauge Wheel Tire, 4.50" x 16" Solid Urethane | AMA22884U | \$ 69.00 | |
| Application: XP and XP Pro Series | | | |
|  Gauge Wheel Tire, 4.50" x 16" Carlisle®, w/ Standard Profile Offset | AMA84062 | \$ 45.00 | |
| Application: (1705, 1715, 1725, 1755, 1765, 1775 ASN 760101), (DB44, DB60, DB66, DB88, DB90, DB120 ASN 755101), DR12, DR16, DR18, DR24 | | | |
|  Gauge Wheel Assembly, 4.50" x 16" Carlisle®, Spoked Replaces AA86055, AA98187 | AMX55039 | \$ 150.00 | |
|  Gauge Wheel Assembly, 3" x 16" Carlisle®, Spoked Replaces AA85465, AA98188 | AMX55041 | \$ 150.00 | |
| Application: 1760, 1780, 7000 & 7100 MaxEmerge™, 7200 & 7300 MaxEmerge™ 2 | | | |
|  Gauge Wheel Assembly, 4.50" x 16" Yellow steel wheel halves, JD style chined tire and stem bearing w/ cross hole | AMAA35392 | \$ 85.00 | |
|  Gauge Wheel Assembly, 4.50" x 16" Urethane Tire | AMAA35392U | \$ 100.00 | |

Prices Subject to Change without Prior Notice. The use of original equipment manufacturer (OEM) part numbers or trademarks, e.g. Case® and John Deere®, are for reference purposes only and for indicating product use and compatibility. Our company and the listed replacement parts contained herein are not sponsored, approved or manufactured by the OEM. All parts are New unless designated Reman in the description.

Planter & Grain Drill Parts

Planter Parts for John Deere®

Gauge Wheels and Components (...continued)









| Description | | Part Number | Retail Price | Core |
|---|--|-------------|--------------|------|
| Application: | MaxEmerge® Plus, Pro Series | | | |
|  | Gauge Wheel Assembly, 4.50" x 16" w/ AMAN131668 bearing Mount using Set Screws | AMAA41359 | \$ 90.00 | |
|  | Gauge Wheel Assembly Solid Urethane | AMAA41359U | \$ 125.00 | |
| Application: | 1700, 1720, 1730, 7300, 7340 | | | |
| | Hub Assembly, 6-Bolt Replaces AN150825 | AMAN183318 | \$ 99.40 | |
| Application: | 7000 & 7100 MaxEmerge™, 7200 & 7300 MaxEmerge™ 2 | | | |
|  | Wheel Half, Steel Painted Yellow (2) Required | AMA22780 | \$ 11.00 | |
| Application: | MaxEmerge™ XP, XP Pro ASN 710101 | | | |
|  | Wheel Half, Steel Painted Black (2) Required | AMA77880 | \$ 23.75 | |
| Application: | 1720 CCS, 1725 CCS, 7000 MaxEmerge™, 7100 MaxEmerge™, DB37, DB37C, DB44, DB55C, DB60, DB60T, DB66, DB74, DB80, DB83, DB88, DB90, DB120, DR8T, DR12, DR16, DR18, DR24, MaxEmerge™ Plus, MaxEmerge™ XP, Pro Row XP, Pro Series | | | |
|  | Wheel Half, Plastic 8-Bolt | AMA56565 | \$ 20.00 | |
| Application: | XP, XP Pro | | | |
|  | Double Row Ball-Bearing, 40 mm For 4" x 16" wheel assemblies | AMAN212132 | \$ 8.00 | |
| Application: | 7000, 7100, MaxEmerge™ 2 1992 and Later, MaxEmerge™ Plus, Pro Replaces AA49161 | | | |
|  | Bearing w/ Sleeve Stem Type | AMAA38106 | \$ 10.00 | |

Prices Subject to Change without Prior Notice. The use of original equipment manufacturer (OEM) part numbers or trademarks, e.g. Case® and John Deere®, are for reference purposes only and for indicating product use and compatibility. Our company and the listed replacement parts contained herein are not sponsored, approved or manufactured by the OEM. All parts are New unless designated Reman in the description.

Planter & Grain Drill Parts

Planter Parts for John Deere®

Gauge Wheels and Components (...continued)



| Description | | Part Number | Retail Price | Core |
|---|--|-------------|--------------|------|
| Application: | MaxEmerge™ 2 1992 and Later, MaxEmerge™ Plus, Pro | | | |
|  | Bearing Stem Type | AMAN131668 | \$ 11.15 | |
| Application: | 7000-7100 | | | |
|  | Bearing w/ Hole For Closing and Press Wheels SL4x16 Sleeve Required on Press Wheel | AMAA35741 | \$ 5.00 | |
| Application: | For Gauge Wheel Assembly | | | |
|  | Stem Bearing Bushing Use w/ AMAN131668 Stem Bearing or AMAA35741 Stem Bearing w/ Hole | AMA25915 | \$ 3.25 | |
| Application: | MaxEmerge®XP, XP Pro | | | |
|  | Gauge Wheel Arm Kit Includes Arm, Threaded Bushing w/ 5/8" Hole, (2) Bolts and (3) Washers Replaces A79648 | AMA92817 | \$ 34.00 | |
| Application: | 7000-7300, MaxEmerge™ 2, MaxEmerge™ Plus Replaces A22572, A41968, A79647 | | | |
|  | Gauge Wheel Arm Kit Includes (2) Bushings For wheel that uses cross-drilled stem bearing | AMA54179 | \$ 37.00 | |
| Application: | 1700, 1705, 1710, 1715, 1720 CCS, 1730, 1745, 1750, 1755, 1760, 1765, 1770, 1775, 1780, 1790, 1795, DB37, DB41, DB44, DB55, DB60, DB62, DB66, DB74, DB80, DB83, DB88, DB90 | | | |
|  | Gauge Wheel Arm Bushing, Self-Aligning 5/8" Bolt Hole Diameter | AMA92818 | \$ 9.00 | |
| Application: | 7000-7300, MaxEmerge™ 2, MaxEmerge™ Plus | | | |
|  | Self-Aligning Bushing Use w/ AMA54179 | AMA57058 | \$ 10.00 | |
| Application: | 7000-7100 Planters | | | |
|  | Self-Aligning Bushing Use w/ AMA22572T | AMA57057 | \$ 10.00 | |

Prices Subject to Change without Prior Notice. The use of original equipment manufacturer (OEM) part numbers or trademarks, e.g. Case® and John Deere®, are for reference purposes only and for indicating product use and compatibility. Our company and the listed replacement parts contained herein are not sponsored, approved or manufactured by the OEM. All parts are New unless designated Reman in the description.

Planter & Grain Drill Parts






Planter Parts for John Deere®

Gauge Wheels and Components (...continued)

| Description | Part Number | Retail Price | Core |
|---|-------------|--------------|------|
| Application: 1705, 1715 BSN 760101-780999, 1720, 1720 CCS, 1725, 1735, 1745, 1755, 1760, 1765, 1765NT, 1775, 1780, 1785, 7200, 7300, DB44, DB58, DB60, DB66, DB80, DB88, DB90, DB120  Heavy Duty Down Pressure Spring 1 3/4" OD, 10 5/8" Overall Length | AMN188865 | \$ 17.50 | |
| Application: 1700, 1705, 1710, 1715, 1720, 1725, 1725NT, 1730, 1735, 1745, 1750, 1760, 1760NT, 1765, 1765NT, 1770, 1770NT, 1775, 1775NT, 1780, 1785, 1790, 1795, 7200, 7240, 7300, 7340, DB58, DB60, DB66, DB80, DB88, DB90  Down Pressure Assembly, Heavy Duty Down Force Settings: 0 lbs, 125 lbs, 250 lbs, 400 lbs | AMBA28970 | \$ 230.00 | |

Planter Parts for John Deere®

Seed Tubes and Components

| Description | Part Number | Retail Price | Core |
|---|-------------|--------------|------|
| Application: 1700  Seed Tube w/ 0.75" Diameter Monitor Hole | AMA56784 | \$ 9.00 | |
| Application: 7200, 7300, 7340  Seed Tube w/ 0.53" Diameter Monitor Hole | AMA55880 | \$ 9.25 | |
| Application: 1700, 1710, 1720, 1720 CCS, 1730, 1750, 1760, 1760NT, 1770, 1770NT, 1780, 1790, 7200, 7300, DB44, DB58, DB60, DB66, DB80, DB90, MaxEmerge XP, XP, XP Pro  Clear Seed Tube | AMAA67780 | \$ 12.00 | |
| Application: 1750, (1755, 1775, 1785 ASN 760101), 1770, 1780, 7000, 7200, 7240  Fertilizer Tube, Dry For Single and Double Disc Openers | AMB35601 | \$ 9.00 | |
| Application: 1700, 1760, 1786, 7000 & 7100 MaxEmerge™, 7200 & 7300 MaxEmerge™ 2, Pro Series  Guard-Scraper (Cast Frog) | AMA61577 | \$ 6.50 | |

Planter & Grain Drill Parts

Planter Parts for John Deere®







Seed Tubes and Components (...continued)

| Description | | Part Number | Retail Price | Core |
|---|--|-------------|--------------|------|
| Application: | 1700, MaxEmerge™ XP, XP Pro ASN 710101 | | | |
|  | Guard-Scraper | AMA80203 | \$ 5.50 | |
| Application: | MaxEmerge™ 2, Plus, Pro, XP, and XP Pro Replaces GA2031 | | | |
|  | Opener Guard | AMA48879 | \$ 9.50 | |
| Application: | 7000, 7100 | | | |
|  | Handle Depth Adjustment Assembly | AMA42740 | \$ 24.00 | |
| Application: | 7000, 7100 | | | |
|  | Seed Depth Stop | AMA42737 | \$ 17.00 | |
| Application: | 1700, 1700TR, 1705, 1710, 1715, 1720, 1720 CCS, 1725, 1725 CCS, 1735, 1750, 1760, 1765, 1765NT, 1770, 1770NT, 1775, 1775NT, 1780, 1785, DB37, DB37C, DB41, DB44, DB55, DB55C, DB58, DB60, DB60T, DB62, DB66, DB74, DB74C, DB80, DB83, DB88, DB90, DB120, XP, MaxEmerge™ XP | | | |
|  | High Rate Seed Sensor XP, Red LED, AccuCount™ | AMAA61909 | \$ 105.00 | |

Planter & Grain Drill Parts

Planter Parts for John Deere®








Keeton® Seed Firmers

| Description | Part Number | Retail Price | Core |
|--|------------------------------------|--------------|------|
| Application: 1700 Series, 7000, 7100, 7200, 7300, MaxEmerge™ 5 Note: will not fit ExactEmerge™ | | | |
|  Keeton® Seed Firmer Seed Tube Mount | w/ Standard Dry Tail AMX55018 | \$ 43.50 | |
|  Keeton® Seed Firmer Seed Tube Mount | w/ Standard Liquid Tail AMX55019 | \$ 45.00 | |
| Application: 1700 Series, 7000, 7100, 7200, 7300, MaxEmerge™ 5* *Requires Modifications Note: will not fit ExactEmerge™ | | | |
|  Keeton® Seed Firmer Universal Bracket Bracket mounts to seed disc opener shafts | w/ Standard Dry Tail AMX55050 | \$ 47.00 | |
|  Keeton® Seed Firmer Universal Bracket Bracket mounts to seed disc opener shafts | w/ Standard Liquid Tail AMX55051 | \$ 47.00 | |
| Keeton® Seed Firmer Universal Bracket Bracket mounts to seed disc opener shafts | w/ Short Low-Profile Tail AMX55052 | \$ 47.00 | |
| Application: Fits Universal Brackets | | | |
|  Replacement Dry Tail | AMX55015 | \$ 40.00 | |
|  Replacement Short Low-Profile Tail | AMX55016 | \$ 40.00 | |

Planter & Grain Drill Parts

Planter Parts for John Deere®









Closing Wheels and Components

| Description | Part Number | Retail Price | Core |
|---|-------------|--------------|------|
| Application: 1700, 1705, 1710, 1715, 1720 CCS, 1725, 1725C, 1725 CCS, 1725NT, 1730, 1745, 1750, 1755, 1760, 1765, 1765NT, 1770, 1770NT, 1775, 1775NT, 1780, 1785, 1790, 1795, 7000, 7100, DB37, DB41C, DB44, DB55, DB55C, DB58, DB60, DB60T, DB66, DB74, DB80, DB83, DB88, DB90, DB120, DR12, DR16, DR24 | | | |
|  Wheel Half, Plastic 6-Bolt Replaces GD9120 | AMAA56566 | \$ 16.00 | |
| Application: 7000, 7100 - Prior to 1997 | | | |
|  Closing Wheel Assembly, 1" x 12" Made w/ plastic wheel halves, w/ stem bearing | AMAA43899 | \$ 30.00 | |
| Application: 7000 & 7100 MaxEmerge™ 1997 and Later, MaxEmerge™ Plus, Pro, XP, XP Pro | | | |
|  Closing Wheel Assembly, 1" x 12" Use w/ 5203KYY2 Bearing | AMAA39968 | \$ 33.00 | |
| Application: 1760, 1780, 7200 & 7300 MaxEmerge™ 2 | | | |
|  Closing Wheel Assembly, 1" x 12" Replaces AA34211 | AMAA43898 | \$ 28.00 | |
| Application: 1590, 1890, 1895, 1990 CCS, N530, N530C, N530F, N536, N536C, N540, N540F, N542, N542C, N542F, N550, N560, N560F | | | |
|  Spiked Closing Wheel | AMA105392 | \$ 75.00 | |
| Application: (1760, 1780, 7200, 7300 - w/ MaxEmerge™ 2), (7000, 7100 - MaxEmerge™ 1997 and Later w/ Heavy Duty Cast Closing Wheel), (MaxEmerge™ Plus, MaxEmerge™ XP, Pro and XP Pro - w/ Cast Closing Wheel) | | | |
|  Closing Wheel Bearing 0.669" ID, 1.574" OD | AMAA34132 | \$ 5.00 | |
| Application: 1760, 1780, (7200, 7300 - w/ MaxEmerge™ 2) | | | |
|  Closing Wheel Bearing For Early AMAA43898 Nylon Wheels | AMAA35638 | \$ 12.00 | |

Planter & Grain Drill Parts

Planter Parts for John Deere®








Closing Wheels and Components (...continued)

| Description | Part Number | Retail Price | Core |
|---|-------------|--------------|------|
| Application: 803, 805, 7000, 7100, 7200, 7300, 9200 | | | |
|  Closing Wheel Tire, 1" x 12" | AMAA22325 | \$ 11.00 | |
| Application: 7200 & 7300 MaxEmerge™ 2 | | | |
|  Covering Disc Assembly, 8" Includes bearing, hub and bolt for disc closing attachment | AMAA58321 | \$ 38.00 | |
| Application: 7000, 7100 | | | |
|  Closing Wheel Arm | AMAA31217 | \$ 36.00 | |
| Application: 7000, 7100 | | | |
|  Spiral Pins for Wheel Arm 1/4" x 1 1/4" Sold in Multiples of 50, Priced Individually | AMA26311 | \$ 0.80 | |
| Application: 1760, 1780, 7200, 7300 Planters and Attachments | | | |
|  Closing Wheel Arm | AMAA37552 | \$ 40.00 | |
| Application: 1760, 1780, 7200, 7300 Planters and Attachments | | | |
|  Cam Collar Bushing, Right Hand | AMA48430 | \$ 4.50 | |
| Application: 1760, 1780, 7200, 7300 Planters and Attachments | | | |
|  Washer, Left Hand 0.492" x 1.576" x 0.335" | AMA48290 | \$ 2.10 | |
| Application: MaxEmerge™ Plus, MaxEmerge™ XP, Pro and XP Pro | | | |
|  Closing Wheel Arm | AMA69141 | \$ 50.00 | |

Planter & Grain Drill Parts

Planter Parts for John Deere®







Closing Wheels and Components (...continued)

| Description | | Part Number | Retail Price | Core |
|---|--|-------------|--------------|------|
| Application: | 7000, 7100 | | | |
|  | Closing Wheel Arm Stop | AMA33879 | \$ 21.50 | |
| Application: | MaxEmerge™ 2 and MaxEmerge™ Plus w/ single closing wheel attachment | | | |
|  | Closing Wheel Arm Stop, Cast Iron | AMA53118 | \$ 26.95 | |
| Application: | MaxEmerge®Plus, Pro and XP | | | |
|  | Closing Wheel Arm Stop, Cast Iron | AMA87426 | \$ 26.00 | |
| Application: | (1705, 1715, 1725, 1735, 1755, 1765, 1765NT, 1775, 1775NT, 1785, 1795 ASN 760101), 1725NT, 1760, 1780, 7200, 7300, (DB44, DB58, DB60, DB66, DB80, DB88, DB120, XP Pro ASN 710101), DB90, MaxEmerge™ XP | | | |
|  | Closing Wheel Handle Replaces A54261, A64237 | AMA86762 | \$ 9.75 | |
| Application: | 1760, 1780, 7200, 7300 | | | |
|  | Non-Eccentric Bushing | AMA53242 | \$ 7.00 | |
| Application: | 7200 & 7300 MaxEmerge™ 2 | | | |
|  | Eccentric Bushing | AMA51723 | \$ 9.00 | |
| Application: | MaxEmerge™ 2 1992 and Later, MaxEmerge™ Plus, Pro | | | |
|  | Bearing Stem Type | AMAN131668 | \$ 11.15 | |

Planter & Grain Drill Parts

Planter Parts for John Deere®



Closing Wheels and Components (...continued)

| Description | Part Number | Retail Price | Core |
|---|-------------|--------------|------|
| Application: MaxEmerge™ Plus, Pro and XP  Bushing For closing wheel arm (2) Required per Row | AMA55888 | \$ 4.85 | |
| Application: 1760, 1780, 7200, 7300  Dust Cap | AMA47217 | \$ 2.25 | |
| Application: 1700, (1705, 1715, 1725, 1735, 1755, 1765, 1765NT, 1775, 1775NT, 1785, 1795 ASN 760101), 1725NT, 1760, 1770NT, 1780, 1790, 7000, 7100, 7200, 7300, DB44, DB58, DB60, DN60T, DB80, (DB88, DR12, DR18, DR24 ASN 760101), DB90, DB120, DR8T Will not fit early MaxEmerge™ 2 w/ 9/16" hole and pivot stops or row units equipped w/ John Deere® stop sensors  Rocker For Walking Gauge Wheel | AMA62609 | \$ 10.50 | |
| Application: (1705, 1715, 1725, 1735, 1755, 1765, 1765NT, 1775, 1775NT, 1785, 1795 ASN 760101), 1720, 1725NT, 1760, 1770NT, 1780, 1790, 7000, 7100, 7200, 7300, DB44, DB58, DB60, DB60T, DB66, (DB80, DR16 ASN 760101), DB90, DB120, DR8T, DR12, DR18, DR24 Will not fit early MaxEmerge™ 2 w/ 9/16" hole and pivot stops or row units equipped w/ John Deere® stop sensors  Pivot Bolt Use w/ AMA62609 Rocker | AMA58670 | \$ 4.00 | |
| Application: 1700 Series, DB37, DB37C, DB41, DB41C, DB44, DB50C, DB53, DB55, DB55C, DB58, DB60, DB60T, DB62, DB66, DB74, DB74C, DB80, DB83, DB88, DB90, DB120, DB1108, DB1110, DB1113, MaxEmerge™, MaxEmerge™ 2, MaxEmerge™ 5, MaxEmerge™ Plus, MaxEmerge™ Pro, MaxEmerge™ XP  Xtreme Cruiser Set of 2, Cast Spiked Closing Wheel 14 Tooth Includes Spacing Washers | AMX55063 | \$ 283.00 | |
| Application: 1700 Series, DB37, DB37C, DB41, DB41C, DB44, DB50C, DB53, DB55, DB55C, DB58, DB60, DB60T, DB62, DB66, DB74, DB74C, DB80, DB83, DB88, DB90, DB120, DB1108, DB1110, DB1113, MaxEmerge™, MaxEmerge™ 2, MaxEmerge™ 5, MaxEmerge™ Plus, MaxEmerge™ Pro, MaxEmerge™ XP  Furrow Cruiser Set of 2 For Planters w/ "V" Style Closing System | AMX55061 | \$ 244.50 | |
| Furrow Cruiser Set of 2 For Shallow Depth Planting, Vegetables, Sugar Beets and Cotton | AMX55066 | \$ 228.00 | |

Planter & Grain Drill Parts






Planter Parts for John Deere®

Closing Wheels and Components (...continued)

| Description | Part Number | Retail Price | Core |
|--|-------------|--------------|------|
| Application: 1700 Series, DB37, DB37C, DB41, DB41C, DB44, DB50C, DB53, DB55, DB55C, DB58, DB60, DB60T, DB62, DB66, DB74, DB74C, DB80, DB83, DB88, DB90, DB120, DB1108, DB1110, DB1113, MaxEmerge™, MaxEmerge™ 2, MaxEmerge™ 5, MaxEmerge™ Plus, MaxEmerge™ Pro, MaxEmerge™ XP | | | |
|  Furrow Cruiser Insert Set of 2 For Planters w/ "V" Style Closing System | AMX55062 | \$ 148.50 | |
|  Furrow Cruiser Insert Set of 2 For Shallow Depth Planting, Vegetables, Sugar Beets and Cotton | AMX55068 | \$ 138.00 | |
| Application: 7000, 7200, 7300 | | | |
| Furrow Cruiser Set of 2 Includes Bolt Kit For Planters w/ "V" Style Closing System | AMX55069 | \$ 249.50 | |

Planter Parts for John Deere®









Row Unit Components

| Description | Part Number | Retail Price | Core |
|--|-------------|--------------|------|
| Application: 1700, 1760, 1780, 7200, 7300, MaxEmerge™ XP | | | |
|  Parallel Arm, Upper 16" Standard Length (2) Required per Row | AMA76223 | \$ 21.00 | |
| Application: 1700, 1760, 1780, 7200, 7300, MaxEmerge™ XP | | | |
|  Parallel Arm, Lower 16" Standard Length, 1-Piece Steel Casting | AMA52092 | \$ 100.00 | |
| Application: 1700, 1760, 1780, 7200, 7300, MaxEmerge™ XP | | | |
|  Parallel Arm, Upper 23" Extended Length (2) Required per Row | AMA61571 | \$ 31.00 | |
| Application: 1700, 1760, 1780, 7200, 7300, MaxEmerge™ XP | | | |
|  Parallel Arm, Lower 23" Extended Length, 1-Piece Steel Casting | AMA84382 | \$ 139.00 | |
| Application: 1700, 1710, 1720, 1720 CCS, 1730, 1750, 1760, 1760NT, 1770, 1770NT, 1780, 1790, DB44, DB58, DB60, DB66, DB80, DB90 | | | |
|  Shank | AMAA62767 | \$ 211.50 | |

Planter & Grain Drill Parts

Planter Parts for John Deere®

Row Unit Components (...continued)







| Description | Part Number | Retail Price | Core |
|---|-------------|--------------|------|
| Application: 1700, 1710, 1720, 1720 CCS, 1730, 1750, 1760, 1760NT, 1770, 1770NT, 1780, 1790, DB44, DB58, DB60, DB66, DB80, DB90, MaxEmerge™, MaxEmerge™ XP  Shank Bracket Marked A83256 Use w/ AA59352 Row Unit Shank | AMA83257 | \$ 125.00 | |
| Application: For front and rear upper parallel arms and front lower parallel arms on MaxEmerge™ 2  Bushing 0.658" ID, 1.084" OD (6) Required for Upper and Lower Parallel Arms | AMA48515 | \$ 1.75 | |
| Application: 1720 CCS, 1770NT, 1790, DB44, DB50C, DB58, DB60, DB66, DB74, DB80, DB90, DR12, DR24, Pro, XP Pro  Angled Brush, Vacuum Meters | AMA69629 | \$ 4.00 | |
| Application: 1700, 1705, 1710, 1715, 1720, 1725, 1725NT, 1730, 1750, 1755, 1760, 1760NT, 1765, 1765NT, 1770NT, 1775, 1775NT, 1780, 1785, 7200, 7300, 9200, DB37, DB37C, DB41, DB44, DB50C, DB55, DB55C, DB58, DB60, DB60T, DB62, DB66, DB74, DB74C, DB83, DB88, DB90, DB120, XP, XP Pro  Straight Brush, Vacuum Meters | AMAA32868 | \$ 3.50 | |
| Application: 1720, 1770NT, 1790, DB44, DB50C, DB58, DB60, DB66, DB74, DB74C, DB80, DB90, DR12, DR18, DR24, XP, XP Pro  Cell Plate Brush, Vacuum Meters | AMA74214 | \$ 5.00 | |
| Application: 7000 MaxEmerge™, 7100 MaxEmerge™  Seed Plate Adapter Fitting Replaces AA22897 | AMAA27100 | \$ 26.10 | |
| Application: 1700, 1705, 1710, 1715, 1720, 1725, 1725NT, 1730, 1750, 1755, 1760, 1760NT, 1765, 1765NT, 1770NT, 1775, 1775NT, 1780, 1785, 7200, 7300, 9200 Series, DB37, DB37C, DB41, DB44, DB50C, DB55, DB55C, DB58, DB60, DB60T, DB62, DB66, DB74, DB74C, DB83, DB88, DB90, DB120, XP, XP Pro  Knocker, Seed Meters | AMAH129125 | \$ 9.00 | |
| Application: 1760, 1780, 700 & 7100 MaxEmerge™, 7200 & 7300 MaxEmerge™ 2, 9200 Series, MaxEmerge™ XP, Pro and XP Pro Replaces A22795  Seed Belt Drive Wheel For finger pickup mechanism | AMA76093 | \$ 8.00 | |

Prices Subject to Change without Prior Notice. The use of original equipment manufacturer (OEM) part numbers or trademarks, e.g. Case® and John Deere®, are for reference purposes only and for indicating product use and compatibility. Our company and the listed replacement parts contained herein are not sponsored, approved or manufactured by the OEM. All parts are New unless designated Reman in the description.

Planter & Grain Drill Parts

Planter Parts for John Deere®








Row Unit Components (...continued)

| Description | Part Number | Retail Price | Core |
|--|-------------|--------------|------|
| Application: 1790, (1720 CCS, 1775 ASN 760101), 1770NT, DB41, DB41C, (DB44, DB66, DB80, DB90 ASN 755001), DB50C, (DB58, DB88 ASN 760101), DB60, DB62, DB74C, DB83, DR12, DR16, DR18, DR24, Pro, XP Pro ASN 710101 | | | |
|  Seed Delivery Hose 100' Long, 1.25" ID, 1.53" OD | AMA94642 | \$ 175.75 | |
| Application: 7000, 7100 | | | |
|  Corn Meter Belt | AMA67976 | \$ 12.50 | |
| Application: MaxEmerge™, MaxEmerge™ 2 Prior to 1992 | | | |
|  Idler Arm For seed drive chain tightener | AMA50564 | \$ 9.50 | |
|  Plastic Idler For Seed Drive, 1 9/16" Diameter | AMA22838 | \$ 1.25 | |
| Application: MaxEmerge™ | | | |
|  Plastic Idler For Drive Wheels, 2 1/4" Diameter | AMA22628 | \$ 1.90 | |
| Application: MaxEmerge™ | | | |
|  Plastic Idler For Seed Transmission, 1 7/8" Diameter | AMB30969 | \$ 1.58 | |
| Application: 1705, 1715, 1725, 1735, 1745, 1755, 1765, 1770, 1770NT, 1785, 1790, 1795, DB37, DB37C, DB41, DB44, DB50C, DB55, DB55C, DB74, DB74C, DB90, DB120, MaxEmerge™ Plus | | | |
| Chamber, Vacuum Meter Dome | AMA94259 | \$ 23.30 | |
| Application: 1700, 1705, 1715, 1725, 1735, 1745, 1755, 1765, 1770NT, 1785, 1790, 1795, DB60, DB66, DB90, DB120, DB74, DB88, MaxEmerge™ Plus | | | |
| Hub Kit, Vacuum Meter | AMAA89297 | \$ 40.10 | |
| Application: 1700, 1700NT, 1710, 1720, 1730, 1745, 1750, 1755, 1760, 1760NT, 1765, 1765NT, 1770, 1770NT, 1775, 1775NT, 1780, 1785, 7200, 7300, CCS, DB44, DB58, DB60, DB66, DB80, DB90, MAX XP, XP | | | |
| Sprocket Assembly 13 and 19 Tooth | AMAA36888 | \$ 51.80 | |

Planter & Grain Drill Parts

Planter Parts for John Deere®

Row Unit Components (...continued)









| Description | Part Number | Retail Price | Core |
|---|-------------|--------------|------|
| Application: 1700, (1705, 1715, 1725, 1735, 1755, 1765, 1765NT, 1775, 1775NT, 1785, 1795 ASN 760101), 1710, 1720, 1730, 1750, 1760, 1760NT, 1770, 1770NT, 1780, 1790, 7000, 7200, 7240, 7300, 7340, DB37, DB37C, DB41, DB41C, DB44, DB50C, DB53, DB55, DB55C, DB58, DB60, DB60T, DB62, DB66, DB74, DB74C, DB80, DB83, DB88 ASN 755001, DB90, DB120, DR8T, DR12, DR16, DR18, DR24 | | | |
|  Idler Sprocket 14 Tooth, 1/2" Bore For Size 40 Chain | AMAA32729 | \$ 27.20 | |
| Application: 1700, (1705, 1715, 1735, 1755, 1775NT, 1795 ASN 760101), 1710, 1720, 1730, 1750, 1770, 1770NT, 7000, 7200, 7300, 7340, (DB44, DB58, DB60, DB66, DB80, DB88, DB90, DB120 ASN 755001) | | | |
|  Idler Sprocket 12 Tooth, 1/2" Bore For Size 50 Chain | AMAA32776 | \$ 18.80 | |
| Application: 7000, 7100, MaxEmerge™ | | | |
|  Sprocket, Hopper Drive 11 & 19 Tooth | AMAA27146 | \$ 20.00 | |
| Application: MaxEmerge™ 2, Plus and XP | | | |
|  Plastic Idler Sprocket, 10 Tooth For seed drive on vacuum and finger pickup units and herbicide/insecticide drive | AMA55008 | \$ 0.99 | |
| Application: (1705, 1715, 1735, 1755, 1765, 1765NT, 1775, 1775NT, 1785 ASN 760101), 1750, 1770, 1780, 7200, 7240, 7300, (DB44, DB60, DB66, DB80 ASN 755001), (DB58, DB88, DB90 ASN 760101) | | | |
|  Bearing w/ Sprocket 2 1/8" Wide, 19 Tooth | AMAA36212 | \$ 18.25 | |
| Application: (1715, 1735, 1775, 1785 ASN 760101), 1730, 1770, 1780, 7200, DB44, DB53, DB55C, DB58, DB60, DB66, DB74, DB80, DB83, DB88 ASN 760101, DB90, DB120 | | | |
|  Bearing w/ Sprocket 1 1/2" Wide, 19 Tooth | AMAH133868 | \$ 18.25 | |
| Application: MaxEmerge™, MaxEmerge™ 2, MaxEmerge™ Plus | | | |
|  Drag Chain Kit Includes mounting brackets and twisted link chain | AMX55011 | \$ 80.00 | |

Prices Subject to Change without Prior Notice. The use of original equipment manufacturer (OEM) part numbers or trademarks, e.g. Case® and John Deere®, are for reference purposes only and for indicating product use and compatibility. Our company and the listed replacement parts contained herein are not sponsored, approved or manufactured by the OEM. All parts are New unless designated Reman in the description.

Planter & Grain Drill Parts

Planter Parts for John Deere®








Row Unit Components (...continued)

| Description | Part Number | Retail Price | Core |
|---|-------------|--------------|------|
| Application: 7000, 7100 | | | |
|  Closing Wheel Spring w/ Plug | AMAA23116 | \$ 11.00 | |
| Application: 7200, 7300, 7340 | | | |
|  Closing Wheel Spring | AMA74643 | \$ 9.00 | |
| Application: 7000, 7100 | | | |
|  Down Pressure Spring w/ Plug 6 1/8" Overall Length, 1 7/16" OD, 4 1/2" Spring Length | AMAB10071 | \$ 8.00 | |
| Application: 7000, 7100 | | | |
|  Down Pressure Spring w/ Plug, HD 6 7/8" Overall Length, 1 1/4" OD, 4 3/8" Spring Length | AMAA35876 | \$ 10.00 | |
| Application: 7200, 7300 | | | |
|  Down Pressure Spring Standard Style | AMA43609 | \$ 8.50 | |
| Application: 1700, 1700TR, 1705, 1715, 1720, 1725, 1725C, 1725NT, 1730, 1735, 1745, 1750, 1755, 1760, 1765, 1765NT, 1770, 1770NT, 1775, 1775NT, 1780, 1785, 1790, 1795, CCS, DB37, DB37C, DB41, DB41C, DB44, DB50, DB50C, DB55, DB55C, DB58, DB60, DB60T, DB62, DB74, DB66, DB74, DB74C, DB80, DB83, DB88, DB90, DB120, DR8T, DR12, DR18, DR24 | | | |
| Depth Stop Spring 1.25" Long, 0.831" Diameter, 0.072" Thick | AMA90676 | \$ 1.20 | |
| Application: 1700 Twin Row, 1720, 1770 24 Row, 1775, 1790 BSN 740101 | | | |
|  Pneumatic Air Spring | AMAA71437 | \$ 94.00 | |
| Application: 1700, 1710, 1720, 1730, 1750, 1760, 1760NT, 1770, 1770NT, 1780, 1790, 1795 ASN 760101, DB44, DB58, DB60, DB66, DB80, DB90 | | | |
|  Pneumatic Air Spring | AMAA73942 | \$ 82.00 | |
| Application: 1760, 1780, 7200 & 7300 MaxEmerge™ 2, MaxEmerge™ Plus | | | |
|  Pneumatic Air Spring For units that require (2) springs per row | AMAA40969 | \$ 100.00 | |

Planter & Grain Drill Parts

Planter Parts for John Deere®

Row Unit Components (...continued)








| Description | Part Number | Retail Price | Core |
|---|-------------|--------------|------|
| Application: 1700, 1700TR, 1705, 1710, 1720, 1725, 1730, 1745, 1750, 1755, 1760, 1765, 1770, 1770NT, 1775NT, 1780, 1790, DB37, DB41, DB41C, DB44, DB50C, DB55C, DB60, DB60T, DB66, DB74, DB74C, DB80, DB83, DB88, DB90, DB120 | | | |
| Wheel Speed Sensor | AMAA54557 | \$ 534.50 | |
| Application: 1700, 1710, 1720, 1730, 1750, 1760, 1760NT, 1770NT, 1775NT, 1780, 1790, 1795, DB37, DB37C, DB41C, DB44, DB50C, DB53, DB55, DB55C, DB58, DB62, DB66, DB74C, DB80, DB83, DB88, DB90, DB120 | | | |
| Wheel Speed Sensor, Variable Rate Drive | AMAA47936 | \$ 225.00 | |
|  | | | |
| Application: 1705, 1715, 1720, 1725, 1735, 1755, 1765, 1765NT, 1770NT, 1775, 1775NT, 1790, 1795, 1830, 1835, 1840, 1870, 1910, DB37, DB37C, DB41, DB41C, DB44, DB50C, DB55, DB55C, DB60, DB60T, DB62, DB66, DB74, DB74C, DB80, DB83, DB88, DB90, DB120 | | | |
| Potentiometer Sensor | AMRE261354 | \$ 100.00 | |
|  | | | |
| Application: 1560, 1565 | | | |
|  Fan Speed Actuator Plug under Motor Replaces AA77820 | AMAH143903 | \$ 60.00 | |
| Application: 1790, 1795 ASN 760101 | | | |
| Pneumatic Air Spring | AMAA49827 | \$ 104.00 | |
|  | | | |
| Application: 7200, 7300 | | | |
|  Down Pressure Spring Eyebolt Use w/ AMA43609 Down Pressure Spring | AMA39073 | \$ 22.00 | |
| Application: 1710, 1770, 1780, 7200 & 7300 MaxEmerge™ 2 Planters, Row Units and Drivelines | | | |
|  Bearing w/ Sprocket 19 Tooth, 7/8" Hex Bore, 2 1/2" Wide, 0.908" ID | AMAA35645 | \$ 23.00 | |
| Application: 1780, 7240, DB74 | | | |
|  Ball Bearing 1.251" ID, 2.835" OD | AMJD9420 | \$ 31.50 | |

Prices Subject to Change without Prior Notice. The use of original equipment manufacturer (OEM) part numbers or trademarks, e.g. Case® and John Deere®, are for reference purposes only and for indicating product use and compatibility. Our company and the listed replacement parts contained herein are not sponsored, approved or manufactured by the OEM. All parts are New unless designated Reman in the description.

Planter & Grain Drill Parts

Planter Parts for John Deere®


Row Unit Components (...continued)

| Description | Part Number | Retail Price | Core |
|---|-------------|--------------|------|
| Application: MaxEmerge™, MaxEmerge™ 2 and MaxEmerge™ Plus Seed and Fertilizer Transmissions and Drivelines | | | |
|  Bearing 7/8" Hex Bore, Curved Outer Race | AMAA22097 | \$ 10.00 | |
| Application: Used on Wheel Frame, Seed and Fertilizer Transmissions | | | |
|  Bearing 7/8" Hex Bore, Flat Outer Race | AMAA28271 | \$ 12.00 | |
| Application: 7200 Flex-Fold Seed Driveline, 7300 Vertical Fold, 1710, 1760, 1760NT, 1780 | | | |
|  Bearing w/ Riveted Flange 7/8" Hex Bore | AMAA35646 | \$ 12.00 | |
| Application: 7000 Flex-Fold Seed Driveline, 7200 and 1750 Clutch Actuator Shaft | | | |
|  Bearing w/ Riveted Flange 9/16" Hex Bore | AMAA34259 | \$ 14.00 | |
| Application: 1750, 1770, 7200 | | | |
|  Bearing w/ Locking Collar For Clutch Assembly (2) Required | AMJD8562 | \$ 13.00 | |
| Application: 1700, (1705, 1715, 1725, 1735, 1755, 1765, 1765NT, 1775, 1775NT, 1785 ASN 760101), 1710, 1720, 1725NT, 1730, (7200, 7240, 7300 - 1990 and Later), 1750, 1760, 1770, 1780, 7000, 7100, (DB44, DB60, DB66, DB80, DB88, DB120 ASN 755001), (DB58, DR12, DR16, DR18, DR24 ASN 760101), DB90 | | | |
|  Bearing, Marker Disc 0.904" Wide, 1.181" ID, 2.165" OD For Row Cleaner Attachment Replaces AA38601 | AMAA34616 | \$ 19.00 | |
| Application: MaxEmerge™ 2 and MaxEmerge™ Plus Herbicide/Insecticide | | | |
|  Tension Spring | AMAA49644 | \$ 2.50 | |

Planter & Grain Drill Parts

Planter Parts for John Deere®





Row Unit Components (...continued)

| Description | | Part Number | Retail Price | Core |
|---|--|-------------|--------------|------|
| Application: | MaxEmerge™ Seed Meter Drive Excluding Push Units, MaxEmerge™ 2 and Plus (Both Vacuum and Finger Pickup) Replaces A63534 | | | |
|  | Tension Spring | AMA28518 | \$ 2.00 | |
| Application: | 1700, (1705, 1715, 1725, 1735, 1755, 1765, 1765NT, 1775, 1775NT, 1785 ASN 760101), 1710, 1720, 1730, 1750, 1760, 1760NT, 1770, 1770NT, 1780, 7000, 7200, 7240, 7300, 7340, DB37, DB37C, DB41, DB41C, (DB44, DB58, DB66, DB88, DB90 ASN 760101), DB53, DB55, DB55C, DB60, DB62, DB74, DB80, DB83, DB120 | | | |
| | Rubber Spacer | AMA43610 | \$ 4.75 | |
| Application: | DB50C, DB74, DB74C, DB90 | | | |
| | Wiring Harness Replaces AKK22626 | AMAA79093 | \$ 75.00 | |
| Application: | DB60 SN 755101-794100, DB62, DB74, DB83, DB88, DB90, Mulch Finisher: 2330 | | | |
| | Position Sensor | AMAXE14245 | \$ 111.50 | |

Planter & Grain Drill Parts

Planter Parts for John Deere®

Hydraulic Components

| Description | Part Number | Retail Price | Core |
|--|-------------|--------------|------|
| Application: 1700, 1705, 1720, 1720 CCS, 1725, 1725 CCS, 1730, 1735, 1750, 1755, 1760, 1760NT, 1765, 1765NT, 1770, 1770NT, 1775, 1775NT, 1785, 1790, 1795, DB37, DB41, DB41C, DB44, DB55, DB58, DB60, DB62, DB66, DB74, DB74C, DB80, DB83, DB88, DB90, DB120, DR12, DR16, DR18, DR24 | | | |
|  Hydraulic Oil Cooler Core: 10" x 11" x 1.5" Overall: 10.50" x 15" x 3" | AMAA47337 | \$ 335.00 | |
| Application: (1725 CCS, 1765, 1765NT, 1775NT, 1785, 1795 ASN 760101), 1725NT, 1755 SN 760101-790100 | | | |
|  Breakaway Coupler 3/8" Coupler | AMRE222718 | \$ 96.00 | |
| Application: 1700, 1705, 1710, 1715, 1720, 1725, 1725NT, 1730, 1735, 1750, 1755, 1760, 1760NT, 1765, 1770NT, 1775, 1775NT, 1780, 1785, 1790, 1795, 1830, 1835, 1840, DR12, DR16, DR18, DR24, DB37, DB41, DB44, DB55, DB60, DB62, DB66, DB74, DB80, DB83, DB88, DB90, DB120 | | | |
|  Hydraulic Tip Flat Face 3/4" x 16 ORB Female Thread | AMAA59671 | \$ 80.00 | |
| Application: 1700, 1705, 1710, 1715, 1720, 1725, 1725NT, 1730, 1735, 1745, 1750, 1755, 1760, 1760NT, 1765, 1765NT, 1770, 1770NT, 1775NT, 1780, 1785, 1790, 1795, 7200, 7240, 7300, 7340, DB37, DB37C, DB41, DB41C, DB44, DB55, DB55C, DB60, DB62, DB66, DB74, DB74C, DB80, DB83, DB88, DB90 | | | |
|  Single Flow Tip Female Thread 1/2" Thread Diameter | AMAA59411 | \$ 39.25 | |

Planter Parts for John Deere®




Fertilizer Shoes

| Description | Part Number | Retail Price | Core |
|--|-------------|--------------|------|
| Application: 1750, 1770, 1780, 7200, 7240 | | | |
| Fertilizer Shoe, Right Hand | AMAS2150 | \$ 56.00 | |
| Fertilizer Shoe, Left Hand | AMAS2149 | \$ 56.00 | |

Planter & Grain Drill Parts


Replacement Chains

Seed Meter Chains for MaxEmerge®2 and MaxEmerge®Plus

| Description | Part Number | Retail Price | Core |
|--|-------------|--------------|------|
| Application: With vacuum meter and standard parallel arms, also fits MaxEmerge™ XP  Chain, 112 links Includes connector link | AMAA33060 | \$ 9.00 | |
| Application: MaxEmerge™ 2 with vacuum meter herbicide/insecticide chain after 1992, MaxEmerge™ Plus and XP with vacuum meter herbicide/insecticide chain  Chain, 113 links Includes connector link | AMAA43718 | \$ 8.00 | |
| Application: With vacuum meter seed meter chain for units with long parallel arms, also fits MaxEmerge™ XP  Chain, 140 links Includes connector link | AMAA43720 | \$ 14.00 | |

Replacement Chains




Herbicide/Insecticide Chains for MaxEmerge®2 Prior to 1992

| Description | Part Number | Retail Price | Core |
|--|-------------|--------------|------|
| Application: With plate meter seed meter chain & vacuum meter herbicide/insecticide chain prior to 1992  Chain, 104 link Includes connector link | AMAA33048 | \$ 7.00 | |

Planter & Grain Drill Parts

Replacement Chains








Herbicide/Insecticide Chains for MaxEmerge® 2 1992 and up; All MaxEmerge® Plus

| Description | | Part Number | Retail Price | Core |
|--|--|-------------|--------------|------|
| Application: | With seed meter chain | | | |
|  | Chain, 98 links Includes connector link | AMAA20978 | \$ 9.00 | |
| Application: | With finger pickup meter herbicide/insecticide chain on units after 1992, also MaxEmerge™ herbicide/insecticide chain | | | |
|  | Chain, 110 links Includes connector link | AMAA43719 | \$ 9.00 | |
| Application: | MaxEmerge™ 2 w/ finger pickup meter on units prior to 1992 and w/ plate meter herbicide/insecticide chain after 1992, MaxEmerge™ Plus and XP w/ finger meter | | | |
|  | Chain, 102 links Includes connector link | AMAA42795 | \$ 9.00 | |

Planter & Grain Drill Parts

Replacement Chains





Seed Transmission Chains

| Description | | Part Number | Retail Price | Core |
|---|--|-------------|--------------|------|
| Application: | 1750, 1755 ASN 760101, 7200 | | | |
|  | Chain, 112 Links Includes connector and offset link For Wheel Drive | AMAA37980 | \$ 21.25 | |
| Application: | 1700, 1710, 1720, (1750, 7200 - w/ 7" x 7" frame), (1770 12-row wide, 16 and 24-row narrow), 7300 | | | |
|  | Chain, 105 links Includes connector link | AMAA32249 | \$ 7.00 | |
| Application: | 1700, 1710, 1720, (1750, 7200 - w/ 7" x 7" frame), 1760, 1770, 7300 | | | |
|  | Chain, 86 links Includes connector link | AMAA32250 | \$ 7.00 | |
| Application: | 1780, 7240 | | | |
|  | Chain, 104 links Includes connector link | AMAA35365 | \$ 9.00 | |
| | Chain, 128 links Includes connector link | AMAA35503 | \$ 12.00 | |
| Application: | 1730 w/ 15" spacing, (1760, 1770 - Main drive wheel 12-row narrow w/o one-half width disconnect), 7340 | | | |
|  | Chain, 93 links Includes connector link | AMAA32257 | \$ 20.00 | |
| Application: | MaxEmerge® | | | |
|  | Chain, 38 links Includes connector link | AMAA21484 | \$ 6.00 | |
|  | Chain, 44 links Includes connector link | AMAA21483 | \$ 7.00 | |

Planter & Grain Drill Parts



Replacement Chains

Main Wheel Drive Chains

| Description | Part Number | Retail Price | Core |
|---|-------------|--------------|------|
| Application: 1770 | | | |
| Chain, 59 Links Includes connector link For Jackshaft Drive | AMAA35927 | \$ 6.95 | |
| Application: 7000 4-row narrow and wide, 6-row narrow | | | |
|  Chain, 53 links Includes connector link | AMAA37881 | \$ 16.00 | |
| Application: 7000 rigid 6-row wide, 8-row narrow and wide, 12-row narrow, 7100 built before 1979 | | | |
|  Chain, Type 2050, 56 links Includes connector link | AMAA22372 | \$ 15.00 | |
| Application: All 7100 built after 1979 | | | |
|  Chain, 50 links Includes connector link | AMAA28486 | \$ 13.00 | |
| Application: 1770 and 7200 12-row wide, 16 and 24-row narrow | | | |
|  Chain, 140 links Includes connector link | AMAA32887 | \$ 25.00 | |

Grain Drill and Air Seeder Parts for John Deere®








Seeder Blades and Components

| Description | Part Number | Retail Price | Core |
|---|-------------|--------------|------|
| Application: 750, 1560, 1590, 1690, 1850, 1860, 1890, 1895, 1990 | | | |
|  Flat Seeder Blade, 18" Bellota® | AMN283804 | \$ 28.00 | |
| Application: 1560, 1590, 1690, 1860, 1890, 1895, 1990 | | | |
|  Hub Assembly Includes Bearing and Snap Ring | AMAN281856 | \$ 45.00 | |

Prices Subject to Change without Prior Notice. The use of original equipment manufacturer (OEM) part numbers or trademarks, e.g. Case® and John Deere®, are for reference purposes only and for indicating product use and compatibility. Our company and the listed replacement parts contained herein are not sponsored, approved or manufactured by the OEM. All parts are New unless designated Reman in the description.

Planter & Grain Drill Parts








Grain Drill and Air Seeder Parts for John Deere® Seeder Blades and Components (...continued)

| Description | | Part Number | Retail Price | Core |
|---|--|-------------|--------------|------|
| Application: | 450, 455, 515, 520, 730, 8000, 8100, 8300, 8350, 8500, 9400, 9450 | | | |
|  | Drill Disc Blade, 13.50" Has Raised Center for Aluminum Boot Replaces N164594 | AMN283805 | \$ 19.50 | |
| Application: | 450, 455, 515, 520, 730, 730LL, 740A, 1520, 9100, DB1108, DB1110, DB1113 | | | |
| | Foam Seal For Grain Drill Bearing | AMN280975 | \$ 1.95 | |
| Application: | 750, 1560, 1565, 1590, 1690, 1860, 1890, 1895 | | | |
|  | Disc Opener Bearing 1.457" Wide, 2.362" OD, 1.181" Bore Diameter Replaces AN281242, AN281521 | AMAN281813 | \$ 31.25 | |
| Application: | 750A, 1560, 1565, 1590, 1690, 1835, 1860, 1890, 1895, 1990 | | | |
|  | Hub Seal, Rear 3 11/16" OD | AMAN281241 | \$ 7.00 | |
| Application: | 750, 1850 | | | |
|  | Hub w/ Cups For Seeder Blade Assembly | AMAN213544 | \$ 38.00 | |
| Application: | 750, 1560, 1565, 1590, 1690, 1835, 1860, 1890, 1895, 1990 | | | |
|  | Spindle, Right Hand | AMAN282118 | \$ 29.00 | |
|  | Spindle, Left Hand | AMAN282119 | \$ 29.00 | |
| Application: | 750, 1850 | | | |
|  | Bearing Kit Includes Inner Cups, Outer Cups, Cones, Seals and Retainers | AMAA44267 | \$ 31.50 | |

Prices Subject to Change without Prior Notice. The use of original equipment manufacturer (OEM) part numbers or trademarks, e.g. Case® and John Deere®, are for reference purposes only and for indicating product use and compatibility. Our company and the listed replacement parts contained herein are not sponsored, approved or manufactured by the OEM. All parts are New unless designated Reman in the description.










Planter & Grain Drill Parts

Grain Drill and Air Seeder Parts for John Deere® Seeder Blades and Components (...continued)

| Description | | Part Number | Retail Price | Core |
|---|---|-------------|--------------|------|
| Application: | 450, 515, 520, 530, 8000, 8500, 9000 | | | |
|  | Bearing 2.047" OD | AMA27002 | \$ 8.00 | |
| Application: | 1530, 1535 | | | |
|  | Tungsten Seed Opener Scraper | AMAA62559 | \$ 24.00 | |
| Application: | 750, 1850 | | | |
|  | Opener Spindle | AMAN280725 | \$ 60.00 | |
| Application: | Air Seeders: 750, 1850 | | | |
|  | Gauge Wheel Arm Replaces AN211440 | AMAN282374 | \$ 56.00 | |
| Application: | 1525, 1530, 1535 Replaces AA37474 | | | |
|  | Seed Disc Opener Assembly, 15" x 3.50 mm Bellota®, w/ 5/8" ID hole | AMAA53860 | \$ 28.00 | |
| Application: | 1530, 1535 - w/ XP | | | |
|  | Seed Disc Opener Assembly, 15" x 3.50 mm, HD Bellota® | AMAA65248 | \$ 32.00 | |
| Application: | 1530, 1535 | | | |
|  | Rubberized Plastic Cap, Small | AMA78218 | \$ 0.75 | |

Planter & Grain Drill Parts



Grain Drill and Air Seeder Parts for John Deere® Seeder Blades and Components (...continued)

| Description | | Part Number | Retail Price | Core |
|---|--|-------------|--------------|------|
| Application: | 1525, 1530 | | | |
|  | Metal Dust Cap For Fertilizer Disc Opener Assembly | AMA22836 | \$ 1.25 | |
| Application: | 1530, 1535 | | | |
|  | Rotating Disc Scraper Kit w/ Nylon Covers Includes (2) AMAA37221 Wheels, (1) AMA50047 Spring, (1) AMA69140 Right Hand Arm and (1) AMA69139 Left Hand Arm | AMX55006 | \$ 20.00 | |
|  | Rotating Disc Scraper Kit w/ All Metal Wheels Includes (2) AMAA37221M Wheels, (1) AMA50047 Spring, (1) AMA69140 Right Hand Arm and (1) AMA69139 Left Hand Arm | AMX55007 | \$ 17.25 | |
| Application: | 1530, 1535 | | | |
|  | Rotating Disc Scraper Wheel w/ Nylon Cover | AMAA37221 | \$ 5.00 | |
| Application: | 1530, 1535 | | | |
|  | Rotating Disc Scraper Wheel, All Metal | AMAA37221M | \$ 6.50 | |
| Application: | 1530, 1535 | | | |
|  | Spring For Rotating Disc Scraper Kits | AMA50047 | \$ 2.85 | |
| Application: | 1530, 1535 | | | |
|  | Scraper Arm, Right Hand | AMA69140 | \$ 3.50 | |
|  | Scraper Arm, Left Hand | AMA69139 | \$ 3.50 | |
| Application: | 1560, 1565, 1590, 1690, 1835, 1860, 1890, 1895, 1990 | | | |
|  | Gauge Wheel Arm and Shaft Replaces AN282117 | AMAA73951 | \$ 46.00 | |




Prices Subject to Change without Prior Notice. The use of original equipment manufacturer (OEM) part numbers or trademarks, e.g. Case® and John Deere®, are for reference purposes only and for indicating product use and compatibility. Our company and the listed replacement parts contained herein are not sponsored, approved or manufactured by the OEM. All parts are New unless designated Reman in the description.

Planter & Grain Drill Parts

Grain Drill and Air Seeder Parts for John Deere® Seeder Blades and Components (...continued)










| Description | Part Number | Retail Price | Core |
|--|-------------|--------------|------|
| Application: 750, 1560, 1565, 1590, 1690, 1860, 1890 | | | |
|  Shield, Right Hand Recommended for Heavy Trash Conditions | AMN282794 | \$ 35.00 | |
|  Shield, Left Hand Recommended for Heavy Trash Conditions | AMN282795 | \$ 35.00 | |

Grain Drill and Air Seeder Parts for John Deere® Seed Boots and Components

| Description | Part Number | Retail Price | Core |
|--|----------------------|--------------|------|
| Application: 750, 1850 | | | |
|  Seed Boot Replaces N217160, N219632 | Right Hand AMN280446 | \$ 40.00 | |
|  Seed Boot Replaces N217161, N219633 | Left Hand AMN280447 | \$ 40.00 | |
| Application: 750, 1590, 1690, 1850, 1890, 1895, 1990 | | | |
|  Seed Boot Strap | AMN219982 | \$ 1.40 | |









Planter & Grain Drill Parts

Grain Drill and Air Seeder Parts for John Deere® Seed Boots and Components (...continued)

| Description | | Part Number | Retail Price | Core |
|---|---|----------------------|--------------|------|
| Application: | 1560, 1565, 1860 | | | |
|  | Seed Boot, Upper | Right Hand AMN282788 | \$ 27.00 | |
|  | Seed Boot, Upper | Left Hand AMN282789 | \$ 27.00 | |
|  | Seed Boot, Lower | Right Hand AMN283432 | \$ 27.00 | |
|  | Seed Boot, Lower | Left Hand AMN283433 | \$ 27.00 | |
| Application: | 1590, 1690, 1890, 1895 | | | |
|  | Seed Boot | Right Hand AMN284044 | \$ 33.00 | |
|  | Seed Boot | Left Hand AMN284045 | \$ 33.00 | |
| Application: | 1590, 1690, 1890, 1895, 1990 | | | |
|  | Seed Boot Extended Wear, Tungsten Carbide Coated | Right Hand AMN284024 | \$ 75.00 | |
|  | Seed Boot Extended Wear, Tungsten Carbide Coated | Left Hand AMN284025 | \$ 75.00 | |
| Application: | 750, 1560, 1565, 1590, 1690, 1820, 1850, 1860, 1890, 1895, 1990 | | | |
|  | Pivot Pin for Opener Arm Replaces N280486 | AMN282536 | \$ 20.00 | |

Planter & Grain Drill Parts





Grain Drill and Air Seeder Parts for John Deere® Seed Boots and Components (...continued)

| Description | | Part Number | Retail Price | Core |
|---|--|----------------------|--------------|------|
| Application: | 750, 1560, 1565, 1590, 1690, 1850, 1860, 1890, 1895, 1990 | | | |
|  | Row Unit Bushing | AMN219547 | \$ 3.30 | |
| Application: | 750, 1560, 1565, 1590, 1690, 1850, 1860, 1890, 1895, 1990, Cultivators: 980, 2210, Mulch Finisher: 726 | | | |
|  | Row Unit Bushing | AMN280648 | \$ 6.00 | |
| Application: | 750, 1560, 1565, 1590, 1690, 1850, 1860, 1890, 1895, 1990, Cultivators: 980, 2210, Mulch Finisher: 726 | | | |
|  | Row Unit Bushing | AMN284086 | \$ 9.25 | |
| Application: | 750, 1590, 1690, 1850, 1890, 1895, 1990 | | | |
|  | Row Unit Bushing Replaces N218646, N216540 | AMN283636 | \$ 5.25 | |
| Application: | 1530, 1535 | | | |
|  | Stem Bearing Bushing Use w/ AMAN131668 Stem Bearing or AMAA35741 Stem Bearing w/ Hole | AMA25915 | \$ 3.25 | |
| Application: | 1560, 1565, 1590, 1690, 1860, 1890, 1895, 1990 | | | |
|  | Torsion Spring | Right Hand AMN283994 | \$ 9.00 | |
|  | Torsion Spring | Left Hand AMN283995 | \$ 9.00 | |
| Application: | 1530, 1535 | | | |
|  | Guard-Scraper (Cast Frog) | AMA61577 | \$ 6.50 | |

Prices Subject to Change without Prior Notice. The use of original equipment manufacturer (OEM) part numbers or trademarks, e.g. Case® and John Deere®, are for reference purposes only and for indicating product use and compatibility. Our company and the listed replacement parts contained herein are not sponsored, approved or manufactured by the OEM. All parts are New unless designated Reman in the description.

Planter & Grain Drill Parts








Grain Drill and Air Seeder Parts for John Deere® Seed Boots and Components (...continued)

| Description | | Part Number | Retail Price | Core |
|--|---|-------------|--------------|------|
| Application: | 1530, 1535 | | | |
|  | Guard-Scraper | AMA80203 | \$ 5.50 | |
| Application: | 750, 1560, 1565, 1590, 1690, 1850, 1860, 1890, 1895, 1990 | | | |
|  | Leaf Tension Spring | AMN284055 | \$ 4.00 | |
| Application: | 750, 1560, 1565, 1860 | | | |
|  | Strap | AMN282525 | \$ 15.00 | |
| Application: | 1530, 1535 | | | |
|  | High Rate Seed Sensor XP, Red LED, AccuCount™ | AMAA61909 | \$ 105.00 | |

Planter & Grain Drill Parts



Grain Drill and Air Seeder Parts for John Deere®

Keeton® Seed Firmers

| Description | Part Number | Retail Price | Core |
|---|-------------|--------------|------|
| Application: 1530, 1535 | | | |
|  Keeton® Seed Firmer Seed Tube Mount w/ Standard Dry Tail | AMX55018 | \$ 43.50 | |
|  Keeton® Seed Firmer Seed Tube Mount w/ Standard Liquid Tail | AMX55019 | \$ 45.00 | |
|  Keeton® Seed Firmer Universal Bracket Bracket mounts to seed disc opener shafts w/ Standard Dry Tail | AMX55050 | \$ 47.00 | |
|  Keeton® Seed Firmer Universal Bracket Bracket mounts to seed disc opener shafts w/ Standard Liquid Tail | AMX55051 | \$ 47.00 | |
|  Keeton® Seed Firmer Universal Bracket Bracket mounts to seed disc opener shafts w/ Short Low-Profile Tail | AMX55052 | \$ 47.00 | |
| Application: Fits Universal Brackets | | | |
|  Replacement Dry Tail | AMX55015 | \$ 40.00 | |
|  Replacement Short Low-Profile Tail | AMX55016 | \$ 40.00 | |

Grain Drill and Air Seeder Parts for John Deere®









Gauge and Packer Wheels

| Description | Part Number | Retail Price | Core |
|---|-------------|--------------|------|
| Application: 1560, 1565, 1690, 1850, 1860, 1890, 1990 Replaces A84050 | | | |
|  Gauge Wheel Tire, 4.50" x 16" Carlisle® | AMA22884 | \$ 53.00 | |
|  Gauge Wheel Tire, 4.50" x 16" Solid Urethane | AMA22884U | \$ 69.00 | |

Prices Subject to Change without Prior Notice. The use of original equipment manufacturer (OEM) part numbers or trademarks, e.g. Case® and John Deere®, are for reference purposes only and for indicating product use and compatibility. Our company and the listed replacement parts contained herein are not sponsored, approved or manufactured by the OEM. All parts are New unless designated Reman in the description.

Planter & Grain Drill Parts








Grain Drill and Air Seeder Parts for John Deere® Gauge and Packer Wheels (...continued)

| Description | | Part Number | Retail Price | Core |
|---|--|-------------|--------------|------|
| Application: | 1530, 1535 - w/ XP | | | |
|  | Gauge Wheel Tire, 4.50" x 16" Carlisle®, w/ Standard Profile Offset | AMA84062 | \$ 45.00 | |
| Application: | 750, 1560, 1565, 1590, 1690, 1835, 1850, 1860, 1890, 1895 | | | |
|  | Gauge Wheel Assembly, 4.50" x 16" w/ AMAN212132 bearing | AMAA66604 | \$ 110.00 | |
|  | Gauge Wheel Assembly, 4.50" x 16" Solid Urethane Tire | AMAA66604U | \$ 155.00 | |
| Application: | 750, 1560, 1590, 1690, 1850, 1860, 1890, 1895, 1990 | | | |
|  | Gauge Wheel Tire, 3" x 16" Carlisle® Replaces A75374, A84349 | AMA85133 | \$ 40.00 | |
|  | Gauge Wheel Tire, 3" x 16" Solid Urethane, Extended Wear Replaces A75374, A84349 | AMA85133U | \$ 59.00 | |
| Application: | 750, 1560, 1590, 1690, 1850, 1860, 1890, 1895, 1990 Replaces AA56719 | | | |
|  | Gauge Wheel Assembly, Narrow 3" x 16" Carlisle® | AMAA66988 | \$ 95.00 | |
|  | Gauge Wheel Assembly, Narrow 3" x 16" Solid Urethane Tire | AMAA66988U | \$ 135.00 | |
| Application: | 750, 1590, 1835, 1850 | | | |
|  | Gauge Wheel Assembly, Narrow 3" x 16" Solid Urethane | AMX55058 | \$ 94.50 | |

Prices Subject to Change without Prior Notice. The use of original equipment manufacturer (OEM) part numbers or trademarks, e.g. Case® and John Deere®, are for reference purposes only and for indicating product use and compatibility. Our company and the listed replacement parts contained herein are not sponsored, approved or manufactured by the OEM. All parts are New unless designated Reman in the description.








Planter & Grain Drill Parts

Grain Drill and Air Seeder Parts for John Deere® Gauge and Packer Wheels (...continued)

| Description | | Part Number | Retail Price | Core |
|---|--|-------------|--------------|------|
| Application: | 750, 1850 | | | |
|  | Gauge Wheel Assembly, 4.50" x 16" Yellow Steel Wheel Halves, JD Style Chined Tire | AMAN211864 | \$ 83.00 | |
|  | Gauge Wheel Assembly, 4.50" x 16" Urethane Tire | AMAN211864U | \$ 115.00 | |
| Application: | 1530, 1535 | | | |
|  | Gauge Wheel Assembly, 4.50" x 16" w/ AMAN131668 bearing Mount using Set Screws | AMAA41359 | \$ 90.00 | |
|  | Gauge Wheel Assembly Solid Urethane | AMAA41359U | \$ 125.00 | |
| Application: | 1530, 1535, 1560, 1565, 1590, 1690, 1860, 1890, 1895, 1990 | | | |
|  | Gauge Wheel Assembly, 4.50" x 16" Carlisle®, Spoked Replaces AA86055, AA98187 | AMX55039 | \$ 150.00 | |
|  | Gauge Wheel Assembly, 3" x 16" Carlisle®, Spoked Replaces AA85465, AA98188 | AMX55041 | \$ 150.00 | |
| Application: | 730, 735, 737, 770, 1690, 1810, 1820, 1840, 1890, 1895, 1990 | | | |
| | Hub Assembly, 6-Bolt Replaces AN150825 | AMAN183318 | \$ 99.40 | |
| Application: | 750, 1850 | | | |
|  | Wheel Half, Steel Painted Yellow (2) Required | AMA22780 | \$ 11.00 | |








Planter & Grain Drill Parts

Grain Drill and Air Seeder Parts for John Deere® Gauge and Packer Wheels (...continued)

| Description | | Part Number | Retail Price | Core |
|---|--|-------------|--------------|------|
| Application: | 1530, 1535, 1560, 1566, 1690, 1860, 1890, 1895, 1990 | | | |
|  | Wheel Half, Steel Painted Black (2) Required | AMA77880 | \$ 23.75 | |
| Application: | 1530, 1535 | | | |
|  | Wheel Half, Plastic 6-Bolt Replaces GD9120 | AMA56566 | \$ 16.00 | |
| Application: | 1530, 1535, 1560, 1565, 1590, 1690, 1860, 1890, 1895, 1990, 2100, H540F, H560F, Row Crop Cultivator: 856 | | | |
|  | Wheel Half, Plastic 8-Bolt | AMA56565 | \$ 20.00 | |
| Application: | 750, 1560, 1590, 1690, 1850, 1860, 1890, 1895, 1990 Replaces A75375 | | | |
|  | Rim, Plastic Carlisle® | AMA85134 | \$ 17.00 | |
| Application: | 750, 1560, 1590, 1690, 1850, 1860, 1890, 1895, 1990 Replaces A56621 | | | |
|  | Rim, Steel | AMA85104 | \$ 15.00 | |
| Application: | 750, 1530 & 1535 w/ XP, 1850 | | | |
|  | Double Row Ball-Bearing, 40 mm For 4" x 16" wheel assemblies | AMAN212132 | \$ 8.00 | |
| Application: | 1530, 1535 - w/ MaxEmerge™ Plus Replaces AA49161 | | | |
|  | Bearing w/ Sleeve Stem Type | AMAA38106 | \$ 10.00 | |








Planter & Grain Drill Parts

Grain Drill and Air Seeder Parts for John Deere® Gauge and Packer Wheels (...continued)

| Description | | Part Number | Retail Price | Core |
|---|--|-------------|--------------|------|
| Application: | 1530, 1535 - w/ MaxEmerge™ Plus | | | |
|  | Bearing Stem Type | AMAN131668 | \$ 11.15 | |
| Application: | 1530 & 1535 w/ XP Row Unit | | | |
|  | Gauge Wheel Arm Kit Includes Arm, Threaded Bushing w/ 5/8" Hole, (2) Bolts and (3) Washers Replaces A79648 | AMA92817 | \$ 34.00 | |
| Application: | 1530, 1535 Replaces A22572, A41968, A79647 | | | |
|  | Gauge Wheel Arm Kit Includes (2) Bushings For wheel that uses cross-drilled stem bearing | AMA54179 | \$ 37.00 | |
| Application: | 1530, 1535 | | | |
|  | Self-Aligning Bushing Use w/ AMA54179 | AMA57058 | \$ 10.00 | |
| Application: | 1530, 1535 | | | |
|  | Gauge Wheel Arm Bushing, Self-Aligning 5/8" Bolt Hole Diameter | AMA92818 | \$ 9.00 | |
| Application: | 750, 1500, 1600, 1800 Series | | | |
|  | Packer Wheel, 1" x 10" 5/8" ID Replaces AN281359 | AMAA38447 | \$ 27.00 | |
| Application: | 450, 455, 515, 520, 730, 750, 1520, 1530, 1535 | | | |
|  | Closing Wheel Tire, 1" x 12" | AMAA22325 | \$ 11.00 | |









Planter & Grain Drill Parts

Grain Drill and Air Seeder Parts for John Deere® Gauge and Packer Wheels (...continued)

| Description | | Part Number | Retail Price | Core |
|---|---|-------------|--------------|------|
| Application: | 455, 730, 730LL, 735, 740A, 1520, 1810 | | | |
|  | Closing Wheel Assembly, 2" x 13" Replaces AN162400, AN280591 | AMAN281598 | \$ 119.00 | |
| Application: | 515, 520 | | | |
|  | Closing Wheel Assembly, 1" x 12" Made w/ plastic wheel halves, w/ stem bearing | AMAA43899 | \$ 30.00 | |
| Application: | 455, 515, 520, 750 BSN 5281, Row Crop Cultivator: 886 | | | |
|  | Closing Wheel Assembly, 1" x 12" Replaces AA34211 | AMAA43898 | \$ 28.00 | |
| Application: | 1530, 1535 | | | |
|  | Closing Wheel Assembly, 1" x 12" Use w/ 5203KYY2 Bearing | AMAA39968 | \$ 33.00 | |
| Application: | 750, 1560, 1565, 1590, 1690, 1860, 1890, 1895, 1990 | | | |
|  | Closing Wheel, Cast Iron | AMN282110 | \$ 40.00 | |
| Application: | 750, 1560, 1565, 1590, 1690, 1860, 1890, 1990 | | | |
|  | Closing Wheel Arm, Right Hand | AMAN281170 | \$ 230.00 | |
|  | Closing Wheel Arm, Left Hand | AMAN281171 | \$ 230.00 | |

Planter & Grain Drill Parts









Grain Drill and Air Seeder Parts for John Deere® Gauge and Packer Wheels (...continued)

| Description | Part Number | Retail Price | Core |
|---|-------------|--------------|------|
| Application: 750 BSN 725000 | | | |
|  Spacer | AMN282083 | \$ 14.00 | |
| Application: 750 ASN 6501, 1850 | | | |
|  Closing Wheel Update Kit, Right Hand Includes Closing Wheel Arm, Heavy Duty Bearing, and Mounting Hardware | AMX55059 | \$ 136.00 | |
|  Closing Wheel Update Kit, Left Hand Includes Closing Wheel Arm, Heavy Duty Bearing and Mounting Hardware | AMX55060 | \$ 136.00 | |
| Application: 1530, 1535 | | | |
|  Closing Wheel Arm | AMA69141 | \$ 50.00 | |
| Application: 1530, 1535 | | | |
|  Closing Wheel Arm Stop, Cast Iron | AMA87426 | \$ 26.00 | |
| Application: 455, 740A, 1520, 730, 730LL | | | |
|  Handle Press Wheel Depth | AMN281474 | \$ 19.75 | |
| Application: 1530, 1535 | | | |
|  Closing Wheel Handle Replaces A54261, A64237 | AMA86762 | \$ 9.75 | |
| Application: 455, 750, 1535, 1560, 1565, 1590, 1690, 1835, 1850, 1860, 1890, 1895 | | | |
|  Dust Cap | AMA47217 | \$ 2.25 | |

Prices Subject to Change without Prior Notice. The use of original equipment manufacturer (OEM) part numbers or trademarks, e.g. Case® and John Deere®, are for reference purposes only and for indicating product use and compatibility. Our company and the listed replacement parts contained herein are not sponsored, approved or manufactured by the OEM. All parts are New unless designated Reman in the description.

Planter & Grain Drill Parts









Grain Drill and Air Seeder Parts for John Deere® Gauge and Packer Wheels (...continued)

| Description | | Part Number | Retail Price | Core |
|---|---|-------------|--------------|------|
| Application: | 750, 1520, 1530, 1535, 1560, 1565, 1590, 1690, 1860, 1890, 1895, 1990 | | | |
|  | Bearing Use w/ AMAA38447 Wheel Assembly | AMAN281357 | \$ 4.00 | |
| Application: | 455 ASN 1568, 1535 w/ Heavy Duty Cast Closing Wheel | | | |
|  | Closing Wheel Bearing 0.669" ID, 1.574" OD | AMAA34132 | \$ 5.00 | |
| Application: | 515, 520, 750, Row Crop Cultivator: 886 | | | |
|  | Closing Wheel Bearing For Early AMAA43898 Nylon Wheels | AMAA35638 | \$ 12.00 | |
| Application: | 1530, 1535 | | | |
|  | Bushing For closing wheel arm (2) Required per Row | AMA55888 | \$ 4.85 | |
| Application: | 1560, 1565, 1590, 1690, 1860, 1890, 1895, 1990, N530, N530F, N536, N540, N542, N543F, N550, N560, N560F | | | |
|  | Firming Wheel Arm | AMN282115 | \$ 32.25 | |
| Application: | 750, 1560, 1565, 1590, 1690, 1860, 1890, 1895, 1990 | | | |
|  | Press Wheel Assembly Replaces AN281359 | AMAN282296 | \$ 28.75 | |
| Application: | 1560, 1590, 1690, 1860, 1890, 1895, 1990 | | | |
|  | Press Wheel Spring, Right Hand | AMN282218 | \$ 8.00 | |
|  | Press Wheel Spring, Left Hand | AMN282219 | \$ 8.00 | |

Prices Subject to Change without Prior Notice. The use of original equipment manufacturer (OEM) part numbers or trademarks, e.g. Case® and John Deere®, are for reference purposes only and for indicating product use and compatibility. Our company and the listed replacement parts contained herein are not sponsored, approved or manufactured by the OEM. All parts are New unless designated Reman in the description.





Planter & Grain Drill Parts

Grain Drill and Air Seeder Parts for John Deere® Gauge and Packer Wheels (...continued)



| Description | | Part Number | Retail Price | Core |
|---|---|-------------|--------------|------|
| Application: | 740A, 750, 1850 | | | |
|  | Torsion Spring, Right Hand For Press and Closing Wheels | AMN214510 | \$ 11.75 | |
| Application: | 750, 1850 | | | |
|  | Torsion Spring, Left Hand For Press and Closing Wheels | AMN214511 | \$ 11.75 | |
| Application: | 1530, 1535 | | | |
|  | Down Pressure Assembly, Heavy Duty Down Force Settings: 0 lbs, 125 lbs, 250 lbs, 400 lbs | AMBA28970 | \$ 230.00 | |
| Application: | 770 | | | |
|  | Heavy Duty Down Pressure Spring 1 3/4" OD, 10 5/8" Overall Length | AMN188865 | \$ 17.50 | |
| Application: | 750, 1850 | | | |
|  | Spindle, Right Hand | AMN280564 | \$ 29.00 | |
|  | Spindle, Left Hand | AMN280565 | \$ 29.00 | |
| Application: | 1530, 1535 | | | |
|  | Rocker For Walking Gauge Wheel | AMA62609 | \$ 10.50 | |
| Application: | 1530, 1535 | | | |
|  | Pivot Bolt Use w/ AMA62609 Rocker | AMA58670 | \$ 4.00 | |

Planter & Grain Drill Parts

Grain Drill and Air Seeder Parts for John Deere® Gauge and Packer Wheels (...continued)

| Description | Part Number | Retail Price | Core |
|--|-------------|--------------|------|
| Application: 1560, 1590, 1835, 1860, 1890, 1895, 1990 | | | |
|  Depth Control Handle | AMN282710 | \$ 17.00 | |
| Application: 455, 730, 730LL, 740A | | | |
|  Depth Control Cover | AMN219618 | \$ 21.00 | |
| Application: 1560, 1590, 1835, 1860, 1890, 1895, 1990 | | | |
|  Depth Control Cover | AMN283120 | \$ 12.75 | |
| Application: Grain Drills and Air Seeders w/ Fertilizer Attachment | | | |
| SFP Cruiser Anhydrous Closing Wheel Sold Individually | AMX55065 | \$ 97.00 | |
| Application: 1560, 1590, 1690, 1860, 1890, 1895, 1990 | | | |
|  Drill Cruiser | AMX55064 | \$ 138.50 | |








Grain Drill and Air Seeder Parts for John Deere® Row Unit Components

| Description | Part Number | Retail Price | Core |
|---|-------------|--------------|------|
| Application: 1530, 1535 | | | |
|  Shank | AMAA62767 | \$ 211.50 | |
|  Shank Bracket Marked A83256 Use w/ AA59352 Row Unit Shank | AMA83257 | \$ 125.00 | |

Prices Subject to Change without Prior Notice. The use of original equipment manufacturer (OEM) part numbers or trademarks, e.g. Case® and John Deere®, are for reference purposes only and for indicating product use and compatibility. Our company and the listed replacement parts contained herein are not sponsored, approved or manufactured by the OEM. All parts are New unless designated Reman in the description.




Planter & Grain Drill Parts

Grain Drill and Air Seeder Parts for John Deere® Row Unit Components (...continued)



| Description | Part Number | Retail Price | Core |
|---|-------------|--------------|------|
| Application: 1530, 1535 Replaces A22795 | | | |
|  Seed Belt Drive Wheel For finger pickup mechanism | AMA76093 | \$ 8.00 | |
| Application: 730LL, 1690, 1820, 1830, 1835, 1860, 1870, 1890, 1895 | | | |
|  Air Seeder Hose, Tank-to-Tower 100' Long, 2.50" ID Runs from tank to tower manifold, Clear hose w/ black spiral braid reinforcement, Smooth outside and inside covers | AMAA54447 | \$ 450.00 | |
| Application: 730LL, 1690, 1820, 1830, 1835, 1840, 1860, 1890, 1990 | | | |
|  Seed Delivery Hose 100' Long, 1" ID, 1.24" OD | AMAA54445 | \$ 166.75 | |
| Application: 450, 750, 1530, 1560, 1565, 1590, 8000, 8100, 8200, 8250, 8300, 8350, 8500, 9000 | | | |
|  Seed Tube Hose Replaces M61104 | AMN407659 | \$ 7.00 | |
| Application: 1535 | | | |
|  Clear Seed Tube | AMAA67780 | \$ 12.00 | |
| Application: 1530, 1535 | | | |
|  Pneumatic Air Spring For units that require (2) springs per row | AMAA40969 | \$ 100.00 | |
| Depth Stop Spring 1.25" Long, 0.831" Diameter, 0.072" Thick | AMA90676 | \$ 1.20 | |
| Application: 730, 730LL, 1890, 1895, Air Seeder: 1810 | | | |
|  Potentiometer Sensor | AMRE261354 | \$ 100.00 | |
| Application: 1535 | | | |
| Sprocket Assembly 13 and 19 Tooth | AMAA36888 | \$ 51.80 | |

Planter & Grain Drill Parts

Grain Drill and Air Seeder Parts for John Deere® Row Unit Components (...continued)

| Description | Part Number | Retail Price | Core |
|--|-------------|--------------|------|
| Application: 750, 1520, 1530, 1535, 1560, 1565, 1590, 1990 | | | |
|  Idler Sprocket 14 Tooth, 1/2" Bore For Size 40 Chain | AMAA32729 | \$ 27.20 | |
| Application: 780, 785 | | | |
|  Bearing w/ Locking Collar For Clutch Assembly (2) Required | AMJD8562 | \$ 13.00 | |
| Application: 1530, 1535 | | | |
|  Bearing w/ Sprocket 19 Tooth, 7/8" Hex Bore, 2 1/2" Wide, 0.908" ID | AMAA35645 | \$ 23.00 | |
| Application: 1520, 1535, 1990 | | | |
| Rubber Spacer | AMA43610 | \$ 4.75 | |
| Application: 1895, N530C, N536C, N540C, N542C, N543F | | | |
| Position Sensor | AMAXE14245 | \$ 111.50 | |


Grain Drill and Air Seeder Parts for John Deere® Hydraulic Components

| Description | Part Number | Retail Price | Core |
|---|-------------|--------------|------|
| Application: 1890, 1895, 1990, H540F, H541, H550, H550F, H560F, H561, N530, N530F, N536, N540, N540F, N542, N543F, N550, N560, N560F | | | |
|  Hydraulic Tip Flat Face 3/4" x 16 ORB Female Thread | AMAA59671 | \$ 80.00 | |
| Application: 1830, 1835, 1870 (40', 56' and 76'), 1890, 1895, 1990, H540F, H541, H550, H550F, H560F, H561, N530F, N540F, N543F | | | |
|  Single Flow Tip Female Thread 1/2" Thread Diameter | AMAA59411 | \$ 39.25 | |

Planter & Grain Drill Parts

Grain Drill and Air Seeder Parts for John Deere®

Recappers

| Description | Part Number | Retail Price | Core |
|--|-------------|--------------|------|
| Application: 9400 Split Wheel | | | |
|  Recapper, 3" x 26" Wheel Width (2) Required | AMX55009 | \$ 13.00 | |

Grain Drill and Air Seeder Parts for John Deere®

Air System Parts

| Description | Part Number | Retail Price | Core |
|---|-------------|--------------|------|
| Application: 1690, 1820, 1830, 1835, 1840, 1860, 1870, 1890, 1895, N530F, N540F, N543F, P540, P556 | | | |



Air Hose Coupling Kit
Includes (2) 2 Port Reversible Couplers for 2 1/2" Tubes

AMX55083 \$ 287.00



Air Hose Coupling, Cart Side
2 Port Reversible Coupler for 2 1/2" Tubes

AMX55085 \$ 131.00



Air Hose Coupling, Applicator Side
2 Port Reversible Coupler for 2 1/2" Tubes

AMX55084 \$ 157.00

| | | | |
|---|--|--|--|
| Application: (1690, 1820, 1835, 1860, N530F, N540F, N543F - Tow-Between), 1830, 1840, 1870 (40' Tow-Behind), (1890 Tow-Between 3 Section Drills BSN 775101 or All 5 Section Drills), (1895 Tow-Between 3 Section Drills), P540, P556 | | | |
|---|--|--|--|



Air Hose Coupling, Cart Side
2 Port Coupler for 2 1/2" Tubes
Replaces A60698, AA49380, AA65241, AA67121

AMAA67121 \$ 131.00

| | | | |
|--|--|--|--|
| Application: 1690, 1820, 1860, 1890 3 Section and 5 Section BSN 775101, N530F, N540F, N543F - All w/ Quick Connect Hose | | | |
|--|--|--|--|



Seed Delivery Straight Tube
48.58" Long, 4" Diameter
For Stationary Single Shoot and Upper Tube for Double Shoot Manifold

AMA59345 \$ 70.00

| | | | |
|---|--|--|--|
| Application: 1690, 1830, 1835, 1870 (40' & 56' Drills), P540, P556, (1820, 1840 Tow-Between), 1860, 1890 (3 Section Drills Tow-Between BSN 775101, All Tow-Behind, or All 5 Section Drills), 1895 (3 Section Drill), N530F, N540F, N543F | | | |
|---|--|--|--|










Air Hose Coupling, Applicator Side
2 Port Coupler for 2 1/2" Tubes
Replaces A65280, A82371

AMA82371 \$ 160.00

Planter & Grain Drill Parts






Grain Drill and Air Seeder Parts for John Deere®

Air System Parts (...continued)

| Description | Part Number | Retail Price | Core |
|---|-------------|--------------|------|
| Application: (1690, 1860, N530F, N540F, N543F - Tow-Between), 1820, 1830, 1835, 1840, 1870 (40' & 56' Drills), (1890 Tow-Between 3 Section Drills BSN 775101 or All 5 Section Drills), (1895 Tow-Between 3 Section Drills), P540, P556 | | | |
|  Air Hose Coupling Kit Includes (2) 2 Port Couplers for 2 1/2" Tubes Replaces A60698, A65280, A82371, AA49380, AA65241, AA67121 | AMX55127 | \$ 255.00 | |
| Application: 1830, 1835, 1840, 1860, 1870, 1890, 1895, N530F, N540F, N543F, N560F, P540, P556, P576 | | | |
|  Distributor Wear Cap Stainless Steel Extends Life of Distributor Covers Fits in John Deere® Cover AA73954 | AMX55092 | \$ 25.75 | |
| Application: (1830, 1835 ASN 740100), 1840, 1870 40' and 56' ASN 740100 or All 76', 1890 3 Section ASN 740100 or All 5 Section, 1895 3 Section Double Shoot ASN 740100 or All 5 Section, P540, P556, P576, N530F, N540F, N543F, N560F | | | |
|  Manifold Tube Use w/ Stationary Single Shoot or Double Shoot Manifold For New Style Tower Replaces A89483 | AMAA76331 | \$ 183.00 | |
| Application: 1830, 1870, 1890, 1895, N540F, N543F, N560F, P556, P576 | | | |
|  Air Hose Coupling Kit Includes (2) 2 Port Reversible Couplers for 3" Tubes | AMX55086 | \$ 314.00 | |
| Application: 1830, 1870 (56' & 76' Drills), 1890 (5 Section), 1895 (3 Section 43' and All 5 Section), N540F Tow-Behind, N543F, N560, P556, P576 | | | |
|  Air Hose Coupling, Applicator Side 2 Port Coupler for 3" Tubes | AMA102339 | \$ 165.00 | |
| Application: 1830 Tow-Behind, 1870 (56' & 76' Drills), 1890 (5 Section Tow-Between), 1895 (3 Section 43' or All 5 Section), N543F, N560F, 556, P576 | | | |
|  Air Hose Coupling, Cart Side 2 Port Coupler for 3" Tubes | AMAA87296 | \$ 139.00 | |
| Application: 1830 Tow-Behind, 1870 (56' & 76' Drills), 1890 (5 Section Tow-Between), 1895 (3 Section 43' or All 5 Section), N543F, N560F, P556, P576 | | | |
|  Air Hose Coupling Kit Includes (2) 2 Port Coupler for 3" Tubes Replaces A102339, AA87296 | AMX55124 | \$ 289.00 | |

Planter & Grain Drill Parts










Planter Parts for Kinze® and White® Opener Disc and Assemblies

| Description | | Part Number | Retail Price | Core |
|---|--|-------------|--------------|------|
| Application: | Kinze® 3000, 3400, 3110, 3120, 3140, 3200, 3400, 3500, 3600, 3600TR, 3600V, 3650, 3660, 3700, 3700 SDS, 3800, 3800 SDS, 4900 2013 and Later, White® 6000, 6100, 6106, 6108, 6122, 6128, 6138, 6180, 6182, 6184, 6186, 6200, 6208, 6218, 6222, 6238, 6242, 6300, 6308, 6318, 6322, 6338, 6342, 6500, 6512, 6515, 6524, 6531, 6534, 6600, 6608, 6700, 6722, 6762, 6772, 6877, 6800, 6900, 6925, 8000, 8100, 8102, 8104, 8106, 8108, 8116, 8122, 8128, 8138, 8180, 8182, 8186, 8200, 8202, 8222, 8228, 8248, 8300, 8302, 8342, 8346, 8400, 8412, 8415, 8500, 8516, 8523, 8524, 8531, 8600, 8604, 8606, 8608, 8616, 8700, 8702, 8704, 8706, 8708, 8716, 8718, 8722, 8738, 8742, 8743, 8762, 8772, 8776, 8788, 8792, 8800, 8816, 8824, 8831, 8900, 8903, 8905, 8925, 8929 (Replaces GA8324) | | | |
|  | Seed Disc Opener Assembly, 15" x 3.50 mm Bellota®, w/ 5/8" ID hole | AMAA53860 | \$ 28.00 | |
| Application: | White® 9000, 9100, 9102, 9106, 9122, 9128, 9182, 9186, 9200, 9202, 9222, 9500, 9523, 9524, 9531, 9700, 9702, 9708, 9722, 9772, 9776, 9792, 9800, 9812, 9816, 9824, 9831, 9900, 9924, 9936 | | | |
| | Seed Disc Opener Assembly, 15.75" x 3.50 mm | AM700172776 | \$ 60.00 | |
| Application: | Kinze® Models w/ Seed and Fertilizer Openers, Residue Wheels, and Early Notched Single Disc Fertilizer Openers (Replaces GA2014), White® 6000 Series, 8000 Series - w/ Seed and Fertilizer Openers | | | |
|  | Disc Opener Bearing, 204 Series 0.628" ID, 1.782" OD | AMAA21480 | \$ 5.95 | |
| Application: | Kinze® Row Units (Replaces GB0218), White® 5100, 5700, 6000, 8000 Series, (Replaces N854141, WRC6834) | | | |
|  | Bushing 0.656" ID, 0.110" Thick, 0.875" OD, 0.564" Wide | AMA23789 | \$ 1.25 | |
| Application: | Kinze® Planters w/ OEM original bearing Replaces GD11845 | | | |
|  | Rubberized Plastic Cap For AMAA53860 Seed Disc Opener Assembly | AMAA52024 | \$ 1.25 | |
| Application: | Kinze® Planters w/ OEM original bearing Replaces GD11845 | | | |
|  | Metal Dust Cap For Fertilizer Disc Opener Assembly | AMAA22836 | \$ 1.25 | |

Planter & Grain Drill Parts


Planter Parts for Kinze® and White®

Scrapers







| Description | | Part Number | Retail Price | Core |
|---|--|-------------|--------------|------|
| Application: | Kinze® Planter Disc Openers | | | |
|  | Rotating Disc Scraper Kit w/ Nylon Covers Includes (2) AMAA37221 Wheels, (1) AMA50047 Spring, (1) AMA69140 Right Hand Arm and (1) AMA69139 Left Hand Arm | AMX55006 | \$ 20.00 | |
|  | Rotating Disc Scraper Kit w/ All Metal Wheels Includes (2) AMAA37221M Wheels, (1) AMA50047 Spring, (1) AMA69140 Right Hand Arm and (1) AMA69139 Left Hand Arm | AMX55007 | \$ 17.25 | |
| Application: | Kinze® Planter Disc Openers | | | |
|  | Rotating Disc Scraper Wheel w/ Nylon Cover | AMAA37221 | \$ 5.00 | |
| Application: | Kinze® Planter Disc Openers | | | |
|  | Rotating Disc Scraper Wheel, All Metal | AMAA37221M | \$ 6.50 | |
| Application: | Kinze® Planter Disc Openers | | | |
|  | Spring For Rotating Disc Scraper Kits | AMA50047 | \$ 2.85 | |
| Application: | Kinze® Planter Disc Openers | | | |
|  | Scraper Arm, Right Hand | AMA69140 | \$ 3.50 | |
|  | Scraper Arm, Left Hand | AMA69139 | \$ 3.50 | |
| Application: | Kinze® Planter Disc Openers | | | |
|  | Scraper, Right Hand | AMAA26443 | \$ 3.75 | |
|  | Scraper, Left Hand | AMAA26444 | \$ 3.75 | |

Planter & Grain Drill Parts

Planter Parts for Kinze® and White® Scrapers (...continued)









| Description | Part Number | Retail Price | Core |
|--|-------------|--------------|------|
| Application: Kinze® 3000 Series Row Units | | | |
|  Tungsten Seed Opener Scraper | AMAA62559 | \$ 24.00 | |

Planter Parts for Kinze® and White® Gauge Wheels and Components

| Description | Part Number | Retail Price | Core |
|--|-------------|--------------|------|
| Application: Kinze® 2000 and 3000 Series Row Units (Replaces GD1086), White® 5100-5700, 6000-8000 (Replaces 852060, F7100T) | | | |
|  Gauge Wheel Tire, 4.50" x 16" Carlisle® | AMA22884 | \$ 53.00 | |
|  Gauge Wheel Tire, 4.50" x 16" Solid Urethane | AMA22884U | \$ 69.00 | |
| Application: Kinze® 1993 and Later Excluding 3000 Series (Replaces GA7949), White® 8000 Series (Replaces 700727657, 700725744) | | | |
|  Gauge Wheel Assembly, 4.50" x 16" w/ AMAN212132 bearing | AMAA66604 | \$ 110.00 | |
|  Gauge Wheel Assembly, 4.50" x 16" Solid Urethane Tire | AMAA66604U | \$ 155.00 | |
| Application: Kinze® 1993 and Later, White® 8700, 8742, 8743 | | | |
|  Gauge Wheel Tire, 3" x 16" Carlisle® Replaces A75374, A84349 | AMA85133 | \$ 40.00 | |
|  Gauge Wheel Tire, 3" x 16" Solid Urethane, Extended Wear Replaces A75374, A84349 | AMA85133U | \$ 59.00 | |

Planter & Grain Drill Parts









Planter Parts for Kinze® and White® Gauge Wheels and Components (...continued)

| Description | | Part Number | Retail Price | Core |
|---|--|-------------|--------------|------|
| Application: | Kinze® 1993 and Later, White® 8000 Series | | | |
|  | Gauge Wheel Assembly, 4.50" x 16" Carlisle®, Spoked | AMX55039 | \$ 150.00 | |
|  | Gauge Wheel Assembly, 3" x 16" Carlisle®, Spoked | AMX55041 | \$ 150.00 | |
| Application: | Kinze® 1993 and Later (Replaces GA8877), White® 8000 Series | | | |
|  | Gauge Wheel Assembly, Narrow 3" x 16" Carlisle® | AMAA66988 | \$ 95.00 | |
|  | Gauge Wheel Assembly, Narrow 3" x 16" Solid Urethane Tire | AMAA66988U | \$ 135.00 | |
| Application: | Kinze® Row Units Replaces GA2021 | | | |
|  | Gauge Wheel Assembly, 4.50" x 16" Yellow steel wheel halves, JD style chined tire and stem bearing w/ cross hole | AMAA35392 | \$ 85.00 | |
|  | Gauge Wheel Assembly, 4.50" x 16" Urethane Tire | AMAA35392U | \$ 100.00 | |
| Application: | Kinze® 2000 Row Units Replaces GD11423 | | | |
|  | Wheel Half, Steel Painted Yellow (2) Required | AMA22780 | \$ 11.00 | |
| Application: | Kinze® 3000, 3100, 3110, 3110, 3120, 3140, 3200, 3400, 3500, 3600, 3650, 3660, 3700, 3800, White® 6000 Series, 8000 Series | | | |
|  | Wheel Half, Plastic 6-Bolt Replaces GD9120 | AMA56566 | \$ 16.00 | |

Prices Subject to Change without Prior Notice. The use of original equipment manufacturer (OEM) part numbers or trademarks, e.g. Case® and John Deere®, are for reference purposes only and for indicating product use and compatibility. Our company and the listed replacement parts contained herein are not sponsored, approved or manufactured by the OEM. All parts are New unless designated Reman in the description.


Planter & Grain Drill Parts

Planter Parts for Kinze® and White® Gauge Wheels and Components (...continued)





| Description | | Part Number | Retail Price | Core |
|---|---|-------------|--------------|------|
| Application: | Kinze® 2000 and 3000 Series Row Units Replaces GD11453 | | | |
|  | Wheel Half, Plastic 8-Bolt | AMA56565 | \$ 20.00 | |
| Application: | Kinze® 1993 and Later, White® 8000 Series | | | |
|  | Rim, Plastic Carlisle® | AMA85134 | \$ 17.00 | |
| Application: | Kinze® 1993 and Later, White® 8000 Series (Replaces N858654) | | | |
|  | Rim, Steel | AMA85104 | \$ 15.00 | |
| Application: | Kinze® 2000 and 3000 Series Row Units, White® Late Model 6000 and 8000 Series Rubber or Cast Dual Closing Wheels Replaces GA6171, 854003 | | | |
|  | Double Row Ball-Bearing, 40 mm For 4" x 16" wheel assemblies | AMAN212132 | \$ 8.00 | |
| Application: | Kinze® Row Units Prior to 1993 (Replaces GA2022), White® 5100, 5700 | | | |
|  | Bearing w/ Sleeve Stem Type | AMAA38106 | \$ 10.00 | |
|  | Bearing w/ Hole For Closing and Press Wheels SL4x16 Sleeve Required on Press Wheel | AMAA35741 | \$ 5.00 | |
| Application: | For Gauge Wheel Assembly Replaces GB0118 | | | |
|  | Stem Bearing Bushing Use w/ AMAN131668 Stem Bearing or AMAA35741 Stem Bearing w/ Hole | AMA25915 | \$ 3.25 | |
| Application: | Kinze® 2000 Series Row Units Prior to 1999 | | | |
|  | Gauge Wheel Arm Kit Includes (2) Bushings For wheel that uses cross-drilled stem bearing | AMA54179 | \$ 37.00 | |

Planter & Grain Drill Parts

Planter Parts for Kinze® and White® Gauge Wheels and Components (...continued)








| Description | Part Number | Retail Price | Core |
|--|-------------|--------------|------|
| Application: Kinze® 2000 Series Row Units Prior to 1999  Self-Aligning Bushing Use w/ AMA54179 | AMA57058 | \$ 10.00 | |

Planter Parts for Kinze® and White® Seed Tubes and Components

| Description | Part Number | Retail Price | Core |
|--|-------------|--------------|------|
| Application: Kinze® Planters  Guard-Scraper (Cast Frog) | AMA61577 | \$ 6.50 | |
| Application: Kinze® Planters  Opener Guard | AMA48879 | \$ 9.50 | |
| Application: Kinze® Planters Replaces GB0102  Handle Depth Adjustment Assembly | AMA42740 | \$ 24.00 | |
| Application: Kinze® Planters Replaces GB0104  Seed Depth Stop | AMA42737 | \$ 17.00 | |

Planter & Grain Drill Parts









Planter Parts for Kinze® and White® Keeton® Seed Firmers

| Description | | Part Number | Retail Price | Core |
|---|--|------------------------------------|--------------|------|
| Application: | Kinze® 2000 and 3000 Series Row Units, White® 5000, 6000, 8000 and 9000 Series | | | |
|  | Keeton® Seed Firmer Seed Tube Mount | w/ Standard Dry Tail AMX55018 | \$ 43.50 | |
|  | Keeton® Seed Firmer Seed Tube Mount | w/ Standard Liquid Tail AMX55019 | \$ 45.00 | |
| Application: | Kinze® 2000 and 3000 Series Row Units | | | |
|  | Keeton® Seed Firmer Kinze® Bracket, mounts inside the unit between scrapers Will not work w/ spring-loaded disc scrapers | w/ Standard Dry Tail AMX55053 | \$ 44.50 | |
| | Keeton® Seed Firmer Kinze® Bracket, mounts inside the unit between scrapers Will not work w/ spring-loaded disc scrapers | w/ Standard Liquid Tail AMX55054 | \$ 44.50 | |
| | Keeton® Seed Firmer Kinze® Bracket, mounts inside the unit between scrapers Will not work w/ spring-loaded disc scrapers | w/ Short Low-Profile Tail AMX55055 | \$ 44.50 | |
| Application: | White® 6000*, 8000* and 9000 Series* *Requires Bracket Modifications | | | |
|  | Keeton® Seed Firmer Universal Bracket Bracket mounts to seed disc opener shafts | w/ Standard Dry Tail AMX55050 | \$ 47.00 | |
|  | Keeton® Seed Firmer Universal Bracket Bracket mounts to seed disc opener shafts | w/ Standard Liquid Tail AMX55051 | \$ 47.00 | |
| | Keeton® Seed Firmer Universal Bracket Bracket mounts to seed disc opener shafts | w/ Short Low-Profile Tail AMX55052 | \$ 47.00 | |
| Application: | Fits Universal or Kinze® Brackets | | | |
|  | Replacement Dry Tail | AMX55015 | \$ 40.00 | |
|  | Replacement Short Low-Profile Tail | AMX55016 | \$ 40.00 | |

Prices Subject to Change without Prior Notice. The use of original equipment manufacturer (OEM) part numbers or trademarks, e.g. Case® and John Deere®, are for reference purposes only and for indicating product use and compatibility. Our company and the listed replacement parts contained herein are not sponsored, approved or manufactured by the OEM. All parts are New unless designated Reman in the description.

Planter & Grain Drill Parts





Planter Parts for Kinze® and White® Closing Wheels and Components

| Description | | Part Number | Retail Price | Core |
|---|---|-------------|--------------|------|
| Application: | Kinze® Prior to 1993 Replaces (2) of GA3086 | | | |
|  | Closing Wheel Assembly, 1" x 12" Made w/ plastic wheel halves, w/ stem bearing | AMAA43899 | \$ 30.00 | |
| Application: | Kinze® 2000 and 3000 Series Row Units, White® 6000, 8000 - w/ Dual Closing Wheels Replaces GA6434, 854262 | | | |
|  | Closing Wheel Assembly, 1" x 12" Use w/ 5203KYY2 Bearing | AMAA39968 | \$ 33.00 | |
| Application: | Kinze® 2000 and 3000 Row Units, White® 6000, 8000, 9000 Series | | | |
|  | Closing Wheel Tire, 1" x 12" | AMAA22325 | \$ 11.00 | |
| Application: | Kinze® 2000 and 3000 Series Row Units, White® Late Model 6000 and 8000 Series Rubber or Cast Dual Closing Wheels Replaces GA6171, 854003 | | | |
|  | Double Row Ball-Bearing, 40 mm For 4" x 16" wheel assemblies | AMAN212132 | \$ 8.00 | |
| Application: | Kinze® Planters Replaces GA6056 | | | |
|  | Closing Wheel Arm | AMAA31217 | \$ 36.00 | |
|  | Spiral Pins for Wheel Arm 1/4" x 1 1/4" Sold in Multiples of 50, Priced Individually | AMA26311 | \$ 0.80 | |
| Application: | Kinze® Planters | | | |
|  | Closing Wheel Arm Stop | AMA33879 | \$ 21.50 | |
| Application: | Kinze® Planters | | | |
|  | Eccentric Bushing | AMX55008 | \$ 4.00 | |




Prices Subject to Change without Prior Notice. The use of original equipment manufacturer (OEM) part numbers or trademarks, e.g. Case® and John Deere®, are for reference purposes only and for indicating product use and compatibility. Our company and the listed replacement parts contained herein are not sponsored, approved or manufactured by the OEM. All parts are New unless designated Reman in the description.

Planter & Grain Drill Parts

Planter Parts for Kinze® and White® Closing Wheels and Components (...continued)

| Description | Part Number | Retail Price | Core |
|--|-------------|--------------|------|
| Application: Kinze® 1993 and Later, White® 6000, 8000 & 9000 Series | | | |
|  Xtreme Cruiser Set of 2, Cast Spiked Closing Wheel 14 Tooth Includes Spacing Washers | AMX55063 | \$ 283.00 | |
| Application: Kinze® 1993 and Later, White® 6000, 7000 & 8000 Series | | | |
|  Furrow Cruiser Set of 2 For Planters w/ "V" Style Closing System | AMX55061 | \$ 244.50 | |
| Furrow Cruiser Set of 2 For Shallow Depth Planting, Vegetables, Sugar Beets and Cotton | AMX55066 | \$ 228.00 | |
| Application: Kinze® 1993 and Later, White® 6000, 7000 & 8000 Series | | | |
|  Furrow Cruiser Insert Set of 2 For Planters w/ "V" Style Closing System | AMX55062 | \$ 148.50 | |
|  Furrow Cruiser Insert Set of 2 For Shallow Depth Planting, Vegetables, Sugar Beets and Cotton | AMX55068 | \$ 138.00 | |









Planter Parts for Kinze® and White® Row Unit Components

| Description | Part Number | Retail Price | Core |
|---|-------------|--------------|------|
| Application: Kinze® 2000 and 3000 Row Units Replaces GD1041 | | | |
|  Seed Belt Drive Wheel For finger pickup mechanism | AMA76093 | \$ 8.00 | |
| Application: Kinze® 2000 Series Row Units Replaces GD1040 | | | |
|  Corn Meter Belt | AMA67976 | \$ 12.50 | |
| Application: Kinze® 2000 and 3000 Series Row Units Replaces B30968 (also used on liquid or dry fertilizer drive, herbicide/insecticide drive) | | | |
|  Plastic Idler For Seed Transmission, 1 7/8" Diameter | AMB30969 | \$ 1.58 | |

Prices Subject to Change without Prior Notice. The use of original equipment manufacturer (OEM) part numbers or trademarks, e.g. Case® and John Deere®, are for reference purposes only and for indicating product use and compatibility. Our company and the listed replacement parts contained herein are not sponsored, approved or manufactured by the OEM. All parts are New unless designated Reman in the description.





Planter & Grain Drill Parts

Planter Parts for Kinze® and White® Row Unit Components (...continued)



| Description | | Part Number | Retail Price | Core |
|---|---|-------------|--------------|------|
| Application: | Fits Kinze® 2000 and 3000 Series Row Units Replaces GD7426 | | | |
|  | Plastic Idler Sprocket, 10 Tooth For seed drive on vacuum and finger pickup units and herbicide/insecticide drive | AMA55008 | \$ 0.99 | |
| Application: | Kinze® Row Units & White® w/ Bolt-On Wheels | | | |
|  | Drag Chain Kit Includes mounting brackets and twisted link chain | AMX55011 | \$ 80.00 | |
| Application: | Kinze® Planters | | | |
|  | Closing Wheel Spring w/ Plug | AMAA23116 | \$ 11.00 | |
| Application: | Kinze® Planters Prior to 1989, White® 6000 Series | | | |
|  | Down Pressure Spring w/ Plug 6 1/8" Overall Length, 1 7/16" OD, 4 1/2" Spring Length | AMAB10071 | \$ 8.00 | |
| Application: | Kinze® Planters Prior to 1989, White® 6000 Series | | | |
|  | Down Pressure Spring w/ Plug, HD 6 7/8" Overall Length, 1 1/4" OD, 4 3/8" Spring Length | AMAA35876 | \$ 10.00 | |
| Application: | Kinze® 1989 and Later | | | |
|  | Down Pressure Spring | AMGD8249 | \$ 5.60 | |
| Application: | White® 8102, 8104, 8106, 8108, 8116, 8122, 8128, 8138, 8604, 8606, 8608, 8616, 8702, 8704, 8706, 8708, 8716, 8718, 8903, 8905, 8925, 8929, 8935 | | | |
|  | Pneumatic Air Spring | AM700732697 | \$ 60.00 | |
| Application: | White® 8816, 8824 | | | |
|  | Pneumatic Air Spring | AM700736342 | \$ 65.00 | |

Planter & Grain Drill Parts

Planter Parts for Kinze® and White® Row Unit Components (...continued)









| Description | Part Number | Retail Price | Core |
|--|-------------|--------------|------|
| Application: Kinze® 3000 Series  Pneumatic Air Spring | AMGA11982 | \$ 70.00 | |
| Application: Kinze® 2000 Series Row Units Replaces GA2036  Down Pressure Spring Eyebolt Use w/ AMA43609 Down Pressure Spring | AMA39073 | \$ 22.00 | |
| Application: Kinze® Seed and Fertilizer Transmissions and Drivelines, Kinze® contact drive wheel  Bearing 7/8" Hex Bore, Curved Outer Race | AMAA22097 | \$ 10.00 | |
| Application: Kinze® 3000 Series Row Units  Tension Spring | AMA28518 | \$ 2.00 | |

Planter Parts for Kinze® and White® Replacement Chains

| Description | Part Number | Retail Price | Core |
|---|-------------|--------------|------|
| Application: Kinze® seed meter chain (except push units) Replaces G3303-98  Chain, 98 links Includes connector link | AMAA20978 | \$ 9.00 | |
| Application: Kinze® herbicide/insecticide chain units before 1983 Replaces G3303-110  Chain, 110 links Includes connector link | AMAA43719 | \$ 9.00 | |

Planter & Grain Drill Parts









Planter and Grain Drill Parts for Case IH®

| Description | Part Number | Retail Price | Core |
|---|-------------|--------------|------|
| Application: Planters: 800, 900, 950, 955, 1200 Series, Grain Drills: 5400, 5500 | | | |
|  Disc Opener Assembly, 14" x 3.50 mm, Right Hand Bellota®, Taper is on opposite side of hub Use w/ AMA78218 Dust Cap Replaces 84389195, FC800 | AM90851C92 | \$ 30.00 | |
|  Disc Opener Assembly, 14" x 3.50 mm, Left Hand Bellota®, Taper is on same side as hub Use w/ AMA78218 Dust Cap Replaces 84389196, FC801 | AM90850C92 | \$ 30.00 | |
| Application: Planters: 800, 900, 950, 955, 1215, 1225, 1235, 1245, 1255, 1265, Grain Drills: 5400, 5500 Models Prior to 2012 can be updated to this blade using AM107-111D Cover and 5/8" x 2" Bolts | | | |
|  Disc Opener Assembly, 14" x 4.50 mm Bellota®, Double Bevel, Leading Opener w/ Heavy Duty Bearing | AM84416318 | \$ 40.00 | |
|  Disc Opener Assembly, 14" x 4.50 mm Bellota®, Double Bevel, Trailing Opener w/ Heavy Duty Bearing | AM84416319 | \$ 40.00 | |
| Application: Planters: 1235, 2110, 2120, 2130, 2140, 2150, 2150S, 2160 | | | |
| Seed Disc Opener Assembly, 15" x 4.50 mm | AM51691765 | \$ 60.00 | |
| Application: Planters: 92, 1200, Grain Drills: 5200, 5300, 5400, 5500, 6100, 6300, 6800, 8600 Replaces 145161C91, 145161C92, 492757R91, 1268017C91 | | | |
|  Disc Opener Bearing, 204 Series 0.628" ID, 1.782" OD | AMAA21480 | \$ 5.95 | |
| Application: Grain Drills: 5100, 5200, 6200, International® Grain Drills: 10, 100, 510, 620, Fertilizer Unit: 224 | | | |
|  Disc Opener Blade 14" Diameter, 0.0984" Thick, 6-Hole Pattern, 2 1/2" Bolt Circle Diameter | AM603013R2 | \$ 21.50 | |
| Application: Air Seeders: SDX30, SDX40 | | | |
|  Opening Disc, 22.50" x 0.256" Replaces 73340386 | AM306001A1 | \$ 64.00 | |
| Application: Planters: 800, 900, 950, 955, 1200, Grain Drills: 5400, 5500 | | | |
|  Opener Scraper Kit, Heavy Duty | AM1547680C1 | \$ 35.00 | |

Prices Subject to Change without Prior Notice. The use of original equipment manufacturer (OEM) part numbers or trademarks, e.g. Case® and John Deere®, are for reference purposes only and for indicating product use and compatibility. Our company and the listed replacement parts contained herein are not sponsored, approved or manufactured by the OEM. All parts are New unless designated Reman in the description.








Planter & Grain Drill Parts

Planter and Grain Drill Parts for Case IH® (...continued)

| Description | Part Number | Retail Price | Core |
|---|--|--------------|-----------|
| Application: Planters: 800, 900, 950, 955, 1200, 1200PT, 1210, 1215, 1220, 1225, 1230, 1235, 1240, 1245, 1250, 1255, 1260, 1265, Grain Drills: 5400, 5500  | Covering Disc Assembly, 8" X 0.118" | AM1277891C91 | \$ 19.00 |
| Application: Planters: 800, 900, 950, 955, 1200, Air Drills: SDX30, SDX40  | Gauge Wheel Tire, 4.50" x 15.50" Replaces 87602293 | AM128633C1 | \$ 42.00 |
| Application: Planters: 900, 955, 1200, 1200PT  | Gauge Wheel Assembly, 15.50" x 4.50" | AM225349A1 | \$ 94.50 |
| Application: Planters: 1200, 1200PT, 1210, 1220, 1225, 1230, 1240, 1250, 1260, Air Seeders: SDX30, SDX40  | Gauge Wheel Assembly, 4.50" x 15.50" Black Steel Wheel Half, Reduced Inner Diameter Tire, w/ Double Row Ball Bearing, 5/8" Bearing ID | AM87604747 | \$ 120.00 |
| Application: Planters: Most Models, Grain Drills: Most Models  | Gauge Wheel Assembly, 4.50" x 16" Carlisle®, Spoked | AMX55039 | \$ 150.00 |
|  | Gauge Wheel Assembly, 3" x 16" Carlisle®, Spoked | AMX55041 | \$ 150.00 |
| Application: Air Drills: 500, 500T Replaces 21618  | Gauge Wheel Assembly, 4.50" x 16" w/ AMAN212132 bearing | AMAA66604 | \$ 110.00 |
|  | Gauge Wheel Assembly, 4.50" x 16" Solid Urethane Tire | AMAA66604U | \$ 155.00 |







Planter & Grain Drill Parts

Planter and Grain Drill Parts for Case IH® (...continued)

| Description | Part Number | Retail Price | Core |
|--|-------------|--------------|------|
| Application: Planter: 1200 ASN CBJ0001611 Replaces 87604612 | | | |
|  Rim, Steel | AMA85104 | \$ 15.00 | |
| Application: Planters: 1200, 5300, 5400, 5500, Air Drills: SDX30, SDX40 Replaces 324461A1 | | | |
|  Double Row Ball-Bearing, 40mm Use w/ AM128633C1 Gauge Wheel Tire | AMAN212132 | \$ 8.00 | |
| Application: For Gauge Wheel Assembly Replaces 133966C1 | | | |
|  Stem Bearing Bushing Use w/ AMAN131668 Stem Bearing or AMAA35741 Stem Bearing w/ Hole | AMA25915 | \$ 3.25 | |
| Application: Planters: 800, 900, 950, 955 Replaces 128558C91 | | | |
|  Bearing w/ Sleeve Stem Type | AMAA38106 | \$ 10.00 | |
| Application: Planters: 800, 900, 950, 955, 1200 Series BSN CBJ0001610 Replaces 128558C91 | | | |
|  Bearing w/ Hole For Closing and Press Wheels SL4x16 Sleeve Required on Press Wheel | AMAA35741 | \$ 5.00 | |
| Application: Air Seeders: SDX30, SDX40 | | | |
|  Packer Wheel, 1" x 10" 5/8" ID Replaces AN281359 | AMAA38447 | \$ 27.00 | |
| Application: Air Drills: SDX30, SDX40 Replaces 306251A1 | | | |
|  Closing Wheel Tire, 1" x 12" | AMAA22325 | \$ 11.00 | |








Planter & Grain Drill Parts

Planter and Grain Drill Parts for Case IH® (...continued)

| Description | Part Number | Retail Price | Core |
|---|-------------|--------------|------|
| Application: Air Drills: SDX30, SDX40 Replaces 87695406 | | | |
|  Closing Wheel Assembly, 1" x 12" Use w/ 5203KYY2 Bearing | AMAA39968 | \$ 33.00 | |
| Application: Planters: 800, 900, 950, 955 | | | |
| Hub Cap | AM224066C1 | \$ 4.15 | |
| Application: 800 and 900 Cyclo main wheel drive chain on trailing planters ASN 14501 | | | |
|  Chain, Type 2050, 56 links Includes connector link | AMAA22372 | \$ 15.00 | |
| Application: Cyclo output speed drive chain | | | |
|  Chain, 44 links Includes connector link | AMAA21483 | \$ 7.00 | |
| Application: Planters: 1200, 1200PT, 1210, 1220, 1230, 1240, 1250, 1255, 1265 | | | |
|  Solenoid, Flow Control Valve Replaces 87775314 | AM188105A1 | \$ 70.00 | |
| Application: Air Seeders: SDX30, SDX40 | | | |
|  Xtreme Cruiser Set of 2, Cast Spiked Closing Wheel 14 Tooth Includes Spacing Washers | AMX55063 | \$ 283.00 | |
| Application: Air Seeders: SDX30, SDX40 | | | |
|  Furrow Cruiser Set of 2 For Planters w/ "V" Style Closing System | AMX55061 | \$ 244.50 | |
| Furrow Cruiser Set of 2 For Shallow Depth Planting, Vegetables, Sugar Beets and Cotton | AMX55066 | \$ 228.00 | |









Planter & Grain Drill Parts

Planter and Grain Drill Parts for Case IH® (...continued)

| Description | | Part Number | Retail Price | Core |
|---|--|-------------|--------------|------|
| Application: | Air Seeders: SDX30, SDX40 | | | |
|  | Furrow Cruiser Insert Set of 2 For Planters w/ "V" Style Closing System | AMX55062 | \$ 148.50 | |
|  | Furrow Cruiser Insert Set of 2 For Shallow Depth Planting, Vegetables, Sugar Beets and Cotton | AMX55068 | \$ 138.00 | |
| Application: | Planters: 1200, 1200PT, 1210, 1220, 1225, 1230, 1240, 1250, 1260, 2150 | | | |
|  | Electric Module | AM87601142 | \$ 46.00 | |
| Application: | Planter: 900, Grain Drills: 30, 40, 400, 500, 500DS, 700, 5000, 5500, 6200, 7200, (ATX400, ATX700 BSN Y9S003001), SDX30, SDX40 | | | |
|  | Riser Tube w/ Flange | AMGP-103 | \$ 240.00 | |
| Application: | Grain Drill: 30, 40, 400, 5000, (SDX30, SDX40 - Tow-Between) | | | |
|  | Air Hose Coupling Kit Stainless Steel Includes (2) 3 Port Couplers | AMX55110 | \$ 319.00 | |
| Application: | Grain Drills: 30, 40, 400, 5000, ATX400 BSN Y9S003001, (SDX30, SDX40 - Tow-Between) | | | |
|  | Quick Connect Coupler Assembly, Applicator Side 3 Port Coupler | AMGD-672A | \$ 175.00 | |
| Application: | Grain Drills: 30, 40, 400, 5000, 5500, ATX400 BSN Y9S003001, SDX30, SDX40 | | | |
|  | Quick Connect Coupler Assembly, Cart Side 3 Port Coupler | AMGD-673 | \$ 161.00 | |

Planter & Grain Drill Parts



Planter and Grain Drill Parts for New Holland®

| Description | Part Number | Retail Price | Core |
|---|--------------|--------------|------|
| Application: Planters: SP280, SP380, SP480, SP580 | | | |
|  Disc Opener Assembly, 14" x 3.50 mm, Right Hand Bellota®, Taper is on opposite side of hub Use w/ AMA78218 Dust Cap Replaces 84389195, FC800 | AM90851C92 | \$ 30.00 | |
|  Disc Opener Assembly, 14" x 3.50 mm, Left Hand Bellota®, Taper is on same side as hub Use w/ AMA78218 Dust Cap Replaces 84389196, FC801 | AM90850C92 | \$ 30.00 | |
| Application: Planters: SP280, SP380, SP480, SP580 Models Prior to 2012 can be updated to this blade using AM107-111D Cover and 5/8" x 2" Bolts | | | |
|  Disc Opener Assembly, 14" x 4.50 mm Bellota®, Double Bevel, Leading Opener w/ Heavy Duty Bearing | AM84416318 | \$ 40.00 | |
|  Disc Opener Assembly, 14" x 4.50 mm Bellota®, Double Bevel, Trailing Opener w/ Heavy Duty Bearing | AM84416319 | \$ 40.00 | |
| Application: Planters: SP280, SP380, SP480, SP580 - w/ Seed and Fertilizer Openers | | | |
|  Disc Opener Bearing, 204 Series 0.628" ID, 1.782" OD | AMAA21480 | \$ 5.95 | |
| Application: Planters: SP280, SP380, SP480, SP580 | | | |
|  Covering Disc Assembly, 8" X 0.118" | AM1277891C91 | \$ 19.00 | |
| Application: Planters: SP280, SP380, SP480, SP580 | | | |
| Gauge Wheel Assembly, 15.50" x 4.50" | AM225349A1 | \$ 94.50 | |
| Application: Grain Drills: (P2050, SD440A BSN Y9S003001), P2060 ASN Y9S003001, P2070, P2080, P2082, P2085, SD440, SD550 | | | |
|  Riser Tube w/ Flange | AMGP-103 | \$ 240.00 | |
| Application: Grain Drills: (P2050, SD440A (BSN Y9S003001), SD440 | | | |
|  Air Hose Coupling Kit Stainless Steel Includes (2) 3 Port Couplers | AMX55110 | \$ 319.00 | |


Prices Subject to Change without Prior Notice. The use of original equipment manufacturer (OEM) part numbers or trademarks, e.g. Case® and John Deere®, are for reference purposes only and for indicating product use and compatibility. Our company and the listed replacement parts contained herein are not sponsored, approved or manufactured by the OEM. All parts are New unless designated Reman in the description.

Planter & Grain Drill Parts




Planter and Grain Drill Parts for New Holland® (...continued)

| Description | Part Number | Retail Price | Core |
|---|-------------|--------------|------|
| Application: Grain Drills: (P2050, SD440A ASN Y9S003001), SD440 | | | |
|  Quick Connect Coupler Assembly, Applicator Side 3 Port Coupler | AMGD-672A | \$ 175.00 | |
| Application: Grain Drills: P2050 ASN Y9S003001, SD440, SD440A BSN Y9S003001 | | | |
|  Quick Connect Coupler Assembly, Cart Side 3 Port Coupler | AMGD-673 | \$ 161.00 | |

Grain Drill Parts for Landoll®







| Description | Part Number | Retail Price | Core |
|---|-------------|--------------|------|
| Application: 5210, 5211, 5530, 5531, 5540, 5550 | | | |
|  Disc Opener Assembly, 15.75" x 3.50 mm | AM143880 | \$ 62.50 | |

Grain Drill Parts for Sunflower®

| Description | Part Number | Retail Price | Core |
|---|-------------|--------------|------|
| Application: (9100, 9200, 9300, 9400 BSN 18358 Prior to 2001 w/ Offset Openers) | | | |
|  Seed Disc Opener Assembly, 15" Bellota® | AMSN7261 | \$ 40.00 | |
| Application: (9100, 9200, 9300, 9400 ASN 18358 2001 and Later w/ Offset Openers) | | | |
|  Seed Disc Opener Assembly, 15" Bellota® | AMSN9753N | \$ 35.00 | |
|  Seed Disc Opener, 15" Bellota®, Blade Only | AMSN9752N | \$ 24.00 | |









Planter & Grain Drill Parts

Planter and Grain Drill Parts for Great Plains®

| Description | | Part Number | Retail Price | Core |
|---|---|-------------|--------------|------|
| Application: | Grain Drills | | | |
|  | Drill Disc Assembly, 13.50" x 4 mm Bellota®, w/ 205 Bearing | AM107-138S | \$ 31.00 | |
|  | Drill Disc Assembly, 13.50" x 3 mm Bellota®, w/ 205 Bearing | AM107-135S | \$ 31.00 | |
| Application: | Planters: Late Model Row Units 1999 and Later, Grain Drills: Late Model 1999 and Later w/ Heavy Duty HD00, HD10, 15 and 25 Series Openers | | | |
|  | Disc Opener Assembly, 15" x 4 mm Bellota®, HD, w/ 205 Series Bearing (5/8" ID) | AM820-287C | \$ 40.00 | |
| Application: | Planters: Most Models, Grain Drills: Early Models w/ 13.50" Double Disc Openers Replaces 820-003C, 822011C | | | |
|  | Disc Opener Bearing, 204 Series 0.628" ID, 1.782" OD | AMAA21480 | \$ 5.95 | |
| Application: | Grain Drills | | | |
|  | Disc Opener Bearing, 205 Series 3/4" ID, 2.09" OD For Early 15" Disc Openers | AM188-007V | \$ 7.00 | |
| | Double Disc Opener Bearing 205 bearing w/ 5/8" ID hole Replaces GD8188 | AM188-001V | \$ 10.00 | |
| Application: | Grain Drills | | | |
|  | Cap Required when replacing 204 bearing assembly w/ 205 bearing assembly | AM107-111D | \$ 1.75 | |

Planter & Grain Drill Parts









Planter and Grain Drill Parts for Great Plains® (...continued)

| Description | Part Number | Retail Price | Core |
|---|-------------|--------------|------|
| Application: Grain Drills: YP30, YP40, YP425A (4 Row Pull-Type Yield Pro Sugar Beet), YP425A3P, YP625A, YP625A3P, YP825A, YP825A3P (8 Row 3-Point Mounted Yield Pro), YP825AR, YP1225, YP1225A, YP1625, YP1625A, YP2425, YP2425A | | | |
|  Gauge Wheel Tire, 3" x 16" Carlisle® Replaces A75374, A84349 | AMA85133 | \$ 40.00 | |
|  Gauge Wheel Tire, 3" x 16" Solid Urethane, Extended Wear Replaces A75374, A84349 | AMA85133U | \$ 59.00 | |
| Application: Grain Drills | | | |
|  Smooth Crown Tire, 2" x 13" | AMX55026 | \$ 27.00 | |
| Application: Grain Drills | | | |
|  Wheel, 2" x 13" Nylon Wheels, 0.625" ID Bearing | AM814-157CN | \$ 100.00 | |
| Application: Grain Drills | | | |
|  Press Wheel, 3" x 13" Includes Single Rib Tire, Nylon Wheel Halves and Bearing | AM814-158C | \$ 70.00 | |
| Application: Grain Drills: Models Prior to 1997 w/ 2x13, 3x13 or 3x14 Press Wheels, Models 1984 and Later w/ 4x12 Press Wheels | | | |
|  Press Wheel Bearing 0.72" Wide, 0.625" ID (2) Required | AM822-095C | \$ 4.00 | |
| Application: Grain Drills | | | |
|  Gauge Wheel Assembly, 4.50" x 16" Carlisle®, Spoked | AMX55039 | \$ 150.00 | |
|  Gauge Wheel Assembly, 3" x 16" Carlisle®, Spoked | AMX55041 | \$ 150.00 | |

Prices Subject to Change without Prior Notice. The use of original equipment manufacturer (OEM) part numbers or trademarks, e.g. Case® and John Deere®, are for reference purposes only and for indicating product use and compatibility. Our company and the listed replacement parts contained herein are not sponsored, approved or manufactured by the OEM. All parts are New unless designated Reman in the description.

Planter & Grain Drill Parts

Planter and Grain Drill Parts for Great Plains® (...continued)

| Description | | Part Number | Retail Price | Core |
|---|---|-------------|--------------|------|
| Application: YP Grain Drills Replaces 814-260C | | | | |
|  | Gauge Wheel Assembly, Narrow 3" x 16" Carlisle® | AMAA66988 | \$ 95.00 | |
|  | Gauge Wheel Assembly, Narrow 3" x 16" Solid Urethane Tire | AMAA66988U | \$ 135.00 | |
| Application: YP Grain Drills Replaces 814-173C | | | | |
|  | Gauge Wheel Assembly, 4.50" x 16" w/ AMAN212132 bearing | AMAA66604 | \$ 110.00 | |
|  | Gauge Wheel Assembly, 4.50" x 16" Solid Urethane Tire | AMAA66604U | \$ 155.00 | |
| Application: YP Grain Drills | | | | |
|  | Rim, Plastic Carlisle® | AMA85134 | \$ 17.00 | |
| Application: YP Grain Drills | | | | |
|  | Rim, Steel | AMA85104 | \$ 15.00 | |
| Application: For 2" x 13" and 3" x 13" Press Wheels Built 1997 and Later | | | | |
|  | Double Row Ball-Bearing, 40 mm For 4" x 16" wheel assemblies | AMAN212132 | \$ 8.00 | |
| Application: Grain Drills | | | | |
|  | Packer Wheel, 1" x 10" Stem type bearing | AM199-009C | \$ 40.00 | |

Prices Subject to Change without Prior Notice. The use of original equipment manufacturer (OEM) part numbers or trademarks, e.g. Case® and John Deere®, are for reference purposes only and for indicating product use and compatibility. Our company and the listed replacement parts contained herein are not sponsored, approved or manufactured by the OEM. All parts are New unless designated Reman in the description.








Planter & Grain Drill Parts

Planter and Grain Drill Parts for Great Plains® (...continued)

| Description | | Part Number | Retail Price | Core |
|---|---|----------------------------------|--------------|------|
| Application: | YP Grain Drills | | | |
|  | Keeton® Seed Firmer Seed Tube Mount | w/ Standard Dry Tail AMX55018 | \$ 43.50 | |
|  | Keeton® Seed Firmer Seed Tube Mount | w/ Standard Liquid Tail AMX55019 | \$ 45.00 | |
| Application: | Grain Drills | | | |
|  | Scraper, Slotted For 13.50" Disc Openers | AM107-113D | \$ 3.00 | |
| Application: | Planters | | | |
|  | Xtreme Cruiser Set of 2, Cast Spiked Closing Wheel 14 Tooth Includes Spacing Washers | AMX55063 | \$ 283.00 | |
| Application: | Grain Drills: 2N-2410, 2N-3010, 2S-2600HD, 2S-2600F, 2SF24, 2SF30, 2SNG24, 1005NT, 1006NT, 1007NT, 1200, 1205NT, 1206NT, 1300EWD, 1500, 1510HDP, 1510P, 1520P, 2000, 2010P, 2015P, 2020P, 2025F, 2025P, 2400, 2410, 2410P, 2420, 2420P, 2510HDP, 2515P, 2520F, 2520P, 2525A, 2525F, 2525P, 2700 | | | |
|  | Rubber Seed Flap | AM816-302C | \$ 2.25 | |









Planter & Grain Drill Parts

Grain Drill Parts for Tye®

| Description | Part Number | Retail Price | Core |
|--|-------------|--------------|------|
| Application: Grain Drills | | | |
|  Disc Opener Assembly, 13.50" | AM540-012 | \$ 41.00 | |
| Application: Models w/ Conventional Grain Drill Double Disc Openers | | | |
|  Disc Opener Bearing, 204 Series 0.628" ID, 1.782" OD | AMAA21480 | \$ 5.95 | |
| Application: Grain Drills | | | |
|  Packer Wheel, 1" x 10" w/ 1/2" ID Bearing | AM501-006 | \$ 24.95 | |
| Application: 2015, 2020 | | | |
|  Closing Wheel Tire, 1" x 12" | AMAA22325 | \$ 11.00 | |
| Application: Grain Drills | | | |
|  Bearing w/ Sleeve Stem Type | AMAA38106 | \$ 10.00 | |
| Application: Grain Drills | | | |
|  Bearing Stem Type | AMAN131668 | \$ 11.15 | |
| Application: For Gauge Wheel Assembly | | | |
|  Stem Bearing Bushing Use w/ AMAN131668 Stem Bearing or AMAA35741 Stem Bearing w/ Hole | AMA25915 | \$ 3.25 | |

Planter & Grain Drill Parts




Sensors—Seed Flow and Population

| Description | Part Number | Retail Price | Core |
|---|-------------|--------------|------|
| Application: Planters: Case IH® 800, 900, John Deere® 7000, 7100, 7200, 7300, Kinze®, White® 5100, 5400, 5700 | | | |
|  Planter Seed Flow Sensor w/ 3 Amp Connector | AMAA27652 | \$ 89.75 | |
|  Planter Seed Flow Sensor w/ Weather Pack Connector | AMX55005 | \$ 90.00 | |
|  Planter Population Sensor w/ Weather Pack Connector | AMAA58293 | \$ 57.25 | |
| Application: Grain Drills: Case IH®, CrustBuster®, Great Plains®, Hiniker®, John Deere®, Krause®, Marliss®, Sunflower®, Tye®, UFT® and many others | | | |
|  Grain Drill Seed Flow Sensor w/ Weather Pack Connector | AMX55034 | \$ 97.00 | |
| Application: Grain Drills: CrustBuster®, John Deere® 750 (Prior to 1994), many other types of drills | | | |
|  Grain Drill Seed Flow Sensor w/ Weather Pack Connector | AMX55035 | \$ 90.00 | |
| Application: Planters: John Deere® 1700, 1710, 1720, 1730, 1750, 1760, 1760NT, 1770, 1770NT, 1780, 1790, DB44, DB58, DB60, DB66, DB80, DB90, Grain Drills: Case IH®, CrustBuster®, Great Plains®, Hiniker®, John Deere® 455, 750, 1520, 1530, 1560, 1565, 1690, 1890, Krause®, Marliss®, Sunflower®, Tye®, UFT® and many other types of Drills and Air Seeders that use convoluted seed tubing | | | |
|  Grain Drill Population Sensor w/ Weather Pack Connector | AMAA38813 | \$ 240.00 | |
| Application: Planters: 1720, 1725 CCS | | | |
|  Front Steering Sensor | AMAA76374 | \$ 57.00 | |
| Application: 1725, 1775NT, 1725 CCS, 1795, DB37, DB44, DB55, DB60, DB62, DB66, DB74, DB80, DB83, DB88, DB90 | | | |
|  Wheel Speed Sensor | AMRE330846 | \$ 48.00 | |

Prices Subject to Change without Prior Notice. The use of original equipment manufacturer (OEM) part numbers or trademarks, e.g. Case® and John Deere®, are for reference purposes only and for indicating product use and compatibility. Our company and the listed replacement parts contained herein are not sponsored, approved or manufactured by the OEM. All parts are New unless designated Reman in the description.








Planter & Grain Drill Parts

Sensors—Seed Flow and Population (...continued)

| Description | | Part Number | Retail Price | Core |
|---|---|-------------|--------------|------|
| Application: | Planters: Case IH®, New Holland®, John Deere®, Kinze®, White®, Grain Drills: Case IH®, Crust Buster®, New Holland®, Great Plains®, Hiniker®, John Deere®, Krause®, Marliss, Sunflower®, Tye®, UFT, and many other types of Grain Drills | | | |
|  | High Rate Sensor Tester Tool | AMX55033 | \$ 228.00 | |
| | For testing both seed flow sensors and population sensors, comes w/ standard Weather Pack Connector that is adaptable to a Cannon™ Sure Seal or a 3 Amp Connector, operates on a 9 volt battery (included) | | | |
|  | Adapter | AMX55036 | \$ 48.50 | |
| | Weather Pack Connector to Cannon™ Sure Seal Connector | | | |
| Application: | Planters: Case IH®, New Holland®, John Deere®, Kinze®, White®, Grain Drills: Case IH®, Crust Buster®, Great Plains®, Hiniker®, John Deere®, Krause®, Marliss, Sunflower®, Tye®, UFT, and many other types of Grain Drills | | | |
|  | Adapter | AMX55037 | \$ 43.00 | |
| | Weather Pack Connector to 3 Amp Connector | | | |

Planter & Grain Drill Parts







No-Till Coulter Blades

| Description | Part Number | Retail Price | Core |
|--|-------------|--------------|------|
| Application: John Deere® Planters: 7000, 7100, MaxEmerge™ | | | |
|  <p>Coulter Blade, 13 Wave 16" diameter, 3/4" wide, 0.190" thick, 6-hole pattern</p> | AMA72677 | \$ 30.00 | |
| Application: John Deere® Planters: MaxEmerge™ 2, MaxEmerge™ Plus, Pro, XP, XP Pro, Grain Drills: 1530, 1535 | | | |
|  <p>Coulter Blade, 13 Wave 16" diameter, 3/4" wide, 0.190" thick, 5-hole pattern, 4 3/4" bolt circle diameter</p> | AMA72678 | \$ 31.00 | |
| Application: Grain Drills: Great Plains®, Case IH® 5400, John Deere® 1570, Krause®, Yetter®, No-Till Coulters: Yetter®, Kinze® | | | |
|  <p>Coulter Blade, 13 Wave 16" diameter, 3/4" wide, 0.190" thick, 4-hole pattern</p> | AMA72694 | \$ 35.00 | |
| Application: John Deere® Planters: MaxEmerge™ 2, MaxEmerge™ Plus, Pro, XP, XP Pro, John Deere® Grain Drills: 1530, 1535 | | | |
|  <p>Coulter Blade, 18 Wave 16" diameter, 0.157" thick, 5-hole pattern, 4 3/4" bolt circle diameter</p> | AMA72360 | \$ 40.00 | |
| Application: John Deere® Planters: 7000, 7100, MaxEmerge™, MaxEmerge™ Plus, Pro, Pro XP | | | |
|  <p>Coulter Blade, 25 Wave 16" diameter, 0.190" thick, 6-hole pattern, 3 1/2" bolt circle diameter</p> | AMA72679 | \$ 40.00 | |
| Application: John Deere® Planters: MaxEmerge™ 2, MaxEmerge™ Plus, Pro, XP, XP Pro, Grain Drills: 1530, 1535 | | | |
|  <p>Coulter Blade, 25 Wave 16" diameter, 5/8" wide, 0.190" thick, 5-hole pattern, 4 3/4" bolt circle diameter</p> | AMA72680 | \$ 38.00 | |
| Application: John Deere® Planters: 1530, 1535, MaxEmerge™ 2, MaxEmerge™ Plus, Pro, XP, XP Pro | | | |
|  <p>Coulter Blade, Fluted 16" diameter, 0.157" thick, 6-hole pattern</p> | AMA73910 | \$ 32.00 | |

Planter & Grain Drill Parts

Commodity Cart Parts










Meter Housings and Components

| Description | | Part Number | Retail Price | Core |
|---------------------|---|-------------|--------------|------|
| Application: | Case IH® 2280, 2330, 3380, 3430, ADX3360, ADX3380, ADX3430, Flexi-Coil® 2850, 3350, 3450, 3850, 4350, New Holland® P1030, P1040, P1050, P1060, SC380, SC430 | | | |
| | Meter Housing | AMGL-400A | \$ 3,145.00 | |
| |  | | | |
| Application: | Flexi-Coil® 1330, John Deere® 787 | | | |
| | Meter Housing For 6 Run System | AMX55104 | \$ 3,095.00 | |
| |  | | | |
| Application: | Flexi-Coil® 1720, 2320, John Deere® 787 (Excluding 130 Bushel Cart) | | | |
| | Meter Housing For 8 Run System Replaces GH-128A, NAGH152A | AMGH-661A | \$ 3,145.00 | |
| |  | | | |
| Application: | John Deere® 1900*, 1910 *For 270 Bushel Tow-Between | | | |
| | Meter Roll Shaft 7/8" Hex Shaft Diameter, Stainless Steel | AMA57211 | \$ 279.00 | |
| |  | | | |
| Application: | John Deere® 1900 ASN 685195 for Tow-Behind or ASN 685240 for Tow-Between, 1910, C650, C850 | | | |
| | Meter Mount Plate | AMAA50064 | \$ 690.00 | |
| |  | | | |
| | Top Meter Housing Seal Replaces A62773 | AMA70600 | \$ 96.00 | |
| |  | | | |

Planter & Grain Drill Parts

Commodity Cart Parts

Meter Housings and Components (...continued)










| Description | Part Number | Retail Price | Core |
|---|-------------|--------------|------|
| Application: John Deere® 1900, 1910, C650, C850 | | | |
|  <p>Half Width Disconnect Kit</p> | AMX55073 | \$ 536.00 | |
|  <p>Hydraulic Motor Mounting Kit Side Mount Stainless Steel Bracket For mounting motor to side of meter housing if you have hydraulic drive or are converting to hydraulic drive</p> | AMX55075 | \$ 690.00 | |
|  <p>Drive Bushing Will Not Fit OEM Meter Housings</p> | AMA92922 | \$ 30.00 | |
| Application: Morris® 6000 Series | | | |
|  <p>Metering Wheel Calibrator 3" Wide</p> | AMN19070 | \$ 31.00 | |
|  <p>Section Shut-Off Plate Stainless Steel</p> | AMN19407 | \$ 16.00 | |
|  <p>Meter Housing Stainless Steel For 6 Run System Includes Mounting Hardware and Seals</p> | AMN19490 | \$ 1,779.00 | |
|  <p>Meter Housing Stainless Steel For 8 Run System Includes Mounting Hardware and Seals</p> | AMN19686 | \$ 1,855.00 | |
|  <p>Shim Stainless Steel 1/8" Thick</p> | AMX55118 | \$ 22.00 | |
|  <p>Shim Stainless Steel 1/4" Thick</p> | AMX55119 | \$ 29.00 | |

Prices Subject to Change without Prior Notice. The use of original equipment manufacturer (OEM) part numbers or trademarks, e.g. Case® and John Deere®, are for reference purposes only and for indicating product use and compatibility. Our company and the listed replacement parts contained herein are not sponsored, approved or manufactured by the OEM. All parts are New unless designated Reman in the description.

Planter & Grain Drill Parts

Commodity Cart Parts

Meter Housings and Components (...continued)




| Description | | Part Number | Retail Price | Core |
|---|--|-------------|--------------|------|
| Application: | Morris® 7000 Series | | | |
|  | Meter Box Stainless Steel For 8 Run System Includes Mounting Hardware and Seals | AMN28928 | \$ 1,692.00 | |
|  | Metering Wheel Calibrator For #7 Wheel 1.75" Wide | AMN27087 | \$ 31.00 | |
|  | Metering Wheel Calibrator For #8 Wheel 2" Wide | AMN27088 | \$ 31.00 | |
|  | Metering Wheel Calibrator For #9 Wheel 2.25" Wide | AMN27089 | \$ 31.00 | |
|  | Metering Wheel Calibrator For #10 Wheel 2.50" Wide | AMN27090 | \$ 31.00 | |
|  | Metering Wheel Spacer Plate Stainless Steel For #9 Wheel - Single, Left 1/4" Thick | AMN27099 | \$ 22.00 | |
|  | Meter Box Section Shut-Off Plate Stainless Steel | AMN27605 | \$ 16.00 | |
|  | Metering Wheel Spacer Plate Stainless Steel 1/8" Thick | AMX55120 | \$ 22.00 | |
| Application: | Morris® 8000 Series | | | |
|  | Meter Housing Stainless Steel Includes Clamping Bracket, Shut-Off Gates, Mounting Hardware and Seals | AMN37131 | \$ 3,601.00 | |

Prices Subject to Change without Prior Notice. The use of original equipment manufacturer (OEM) part numbers or trademarks, e.g. Case® and John Deere®, are for reference purposes only and for indicating product use and compatibility. Our company and the listed replacement parts contained herein are not sponsored, approved or manufactured by the OEM. All parts are New unless designated Reman in the description.

Planter & Grain Drill Parts




Commodity Cart Parts

Meter Housings and Components (...continued)

| Description | Part Number | Retail Price | Core |
|--|-------------|--------------|------|
| Application: Morris® 8000 Series Tow-Between Excluding 8000XL Series | | | |
|  Collector Spacer Stainless Steel Includes Mounting Hardware and Seals | AMN37865 | \$ 439.00 | |
| Application: Morris® 8000 Series | | | |
|  Meter Housing Cleanout Door Stainless Steel | AMN42135 | \$ 230.00 | |
| Application: Morris® 8000XL Series, 9000 Series | | | |
|  Meter Housing Stainless Steel Includes Clamping Bracket, Shut-Off Gates, Mounting Hardware and Seals | AMN40671 | \$ 3,601.00 | |

Commodity Cart Parts









Air System Parts—Distributors Plenums and Tubes

| Description | Part Number | Retail Price | Core |
|--|-------------|--------------|------|
| Application: Case IH® 3380, 3430, 3580, ADX3360, ADX3380, ADX3430, Flexi-Coil® 3450, 3850, 4350, New Holland® P1050, P1060, P1070, SC380, SC430 | | | |
|  Transition Y Tube Converts 3 Tank Cart to Fixed Single ShootReplaces the three outlet valves. Will also require AMX55109 Transition Y Tube to use on second tank. | AMX55108 | \$ 126.00 | |
| Application: Flexi-Coil® 1330, 1720, 1740, 2320, 2340, 2640, John Deere® 787 | | | |
|  Transition Y Tube For Single Shoot Conversion Kit Replaces OEM Plastic Single Shoot or Double Shoot Switch | AMX55106 | \$ 142.00 | |
| Application: Flexi-Coil® All Series | | | |
|  Splitter Tube 2 1/2" Inlet to (2) 1 3/4" Outlets | AMX55117 | \$ 287.00 | |

Planter & Grain Drill Parts

Commodity Cart Parts









Air System Parts—Distributors Plenums and Tubes (...continued)

| Description | Part Number | Retail Price | Core |
|--|-------------|--------------|------|
| Application: John Deere® 1900, 1910 | | | |
|  Double Shoot Air Plenum For Stationary Double Shoot System Replaces AA42574 | AMAA48322 | \$ 1,715.00 | |
| Application: John Deere® 1900, 1910 | | | |
|  Pressure Inlet Tube, Stainless Steel 5.50" Long, 2.50" Diameter, 1" Straight Outlet For Two Tank or Third Tank Option w/ Stationary Single Shoot or Double Shoot Manifold Replaces A49581 | AMAA57195 | \$ 77.00 | |
| Application: John Deere® 1900 Single Shoot to Double Shoot Conversion, 1910 | | | |
|  Pressure Inlet Tube, Stainless Steel 5.50" Long, 2.50" Diameter, 1" Angle Outlet For Two Tank or Third Tank Option w/ Stationary Single Shoot or Double Shoot Manifold | AMAA54440 | \$ 77.00 | |
| Application: John Deere® 1900, 1910 | | | |
|  Seed Delivery Formed Tube Upper Tube For Tow-Behind 350/430 Bushel w/ Stationary Double Shoot Manifold | AMA65348 | \$ 171.00 | |
|  Seed Delivery Formed Tube Lower Tube For Tow-Behind 350/430 Bushel w/ Stationary Double Shoot Manifold | AMA65658 | \$ 171.00 | |
|  Seed Delivery Formed Tube Upper Tube For Tow-Behind 270/340 Bushel w/ Stationary Double Shoot Manifold | AMA65347 | \$ 171.00 | |
|  Seed Delivery Formed Tube Lower Tube For Tow-Behind 270/340 Bushel w/ Stationary Double Shoot Manifold | AMA65657 | \$ 171.00 | |
|  Seed Delivery Formed Tube Upper Tube For Tow-Behind 195/250 Bushel w/ Stationary Double Shoot Manifold | AMA65140 | \$ 171.00 | |

Planter & Grain Drill Parts

Commodity Cart Parts








Air System Parts—Distributors Plenums and Tubes (...continued)

| Description | | Part Number | Retail Price | Core |
|---|--|-------------|--------------|------|
| Application: | John Deere® 1900, 1910 | | | |
|  | Seed Delivery Formed Tube Lower Tube For Tow-Behind 195/250 Bushel w/ Stationary Double Shoot Manifold | AMA65141 | \$ 171.00 | |
|  | Seed Delivery Formed Tube Upper Tube For Tow-Between 270 Bushel w/ Stationary Double Shoot Manifold | AMA65344 | \$ 171.00 | |
|  | Seed Delivery Formed Tube Lower Tube For Tow-Between 270 Bushel w/ Stationary Double Shoot Manifold | AMA65656 | \$ 171.00 | |
|  | Seed Delivery Formed Tube Upper Tube For Tow-Between 195/250 Bushel w/ Stationary Double Shoot Manifold | AMA64943 | \$ 171.00 | |
|  | Seed Delivery Formed Tube Lower Tube For Tow-Between 195/250 Bushel w/ Stationary Double Shoot Manifold | AMA64944 | \$ 171.00 | |
| Application: | John Deere® 1900 BSN 655263, 1910 | | | |
|  | Seed Delivery Formed Tube For Tow-Behind 270/340 Bushel w/ Stationary Single Shoot Manifold Replaces A60259 | AMA63192 | \$ 171.00 | |
|  | Seed Delivery Formed Tube For Tow-Behind 195/250 Bushel w/ Stationary Single Shoot Manifold Replaces A60261 | AMA63082 | \$ 171.00 | |
| Application: | John Deere® 1900 BSN 685413, 1910 | | | |
|  | Seed Delivery Formed Tube For Tow-Between 270/340 Bushel w/ Stationary Single Shoot Manifold Replaces A59204 | AMA63186 | \$ 171.00 | |

Planter & Grain Drill Parts

Commodity Cart Parts







Air System Parts—Distributors Plenums and Tubes (...continued)

| Description | | Part Number | Retail Price | Core |
|---|--|-------------|--------------|------|
| Application: | John Deere® 1900 BSN 655263, 1910* *All Ground Drive or 430 Bushel BSN 770101 w/ Hydraulic Drive or All 350 Bushel w/ Hydraulic Drive | | | |
|  | Seed Delivery Formed Tube For Tow-Behind 350/430 Bushel w/ Stationary Single Shoot Manifold Replaces A60257 | AMA63190 | \$ 171.00 | |
| Application: | John Deere® 1910 | | | |
|  | Seed Delivery Formed Tube Upper Tube For Tow-Between 350/430 Bushel w/ Stationary Double Shoot Manifold | AMA88196 | \$ 171.00 | |
|  | Seed Delivery Formed Tube Lower Tube For Tow-Between 350/430 Bushel w/ Stationary Double Shoot Manifold | AMA88197 | \$ 171.00 | |
| Application: | John Deere® 1910 Hydraulic Drive | | | |
|  | Seed Delivery Formed Tube Lower Tube For Tow-Behind 550 Bushel w/ Stationary Double Shoot Manifold | AMA92243 | \$ 171.00 | |
| Application: | John Deere® 1910 Hydraulic Drive ASN 770100 | | | |
|  | Seed Delivery Formed Tube Lower Tube For Tow-Behind 550 Bushel w/ Stationary Double Shoot Manifold | AMA99547 | \$ 171.00 | |
| Application: | John Deere® 1910 Hydraulic Drive ASN 770100 w/ Single Shoot or Double Shoot Manifold | | | |
|  | Seed Delivery Formed Tube Upper Tube for Double Shoot Manifold For Tow-Behind 550 Bushel | AMA99546 | \$ 171.00 | |
| Application: | John Deere® 1910* *Hydraulic Drive BSN 770101 w/ Single Shoot Manifold or All w/ Double Shoot Manifold | | | |
|  | Seed Delivery Formed Tube Upper Tube for Double Shoot Manifold For Tow-Behind 550 Bushel | AMA92245 | \$ 171.00 | |

Planter & Grain Drill Parts

Commodity Cart Parts

Air System Parts—Distributors Plenums and Tubes (...continued)








| Description | | Part Number | Retail Price | Core |
|---|--|-------------|--------------|------|
| Application: John Deere® 1910* *All Ground Drive or 430 Bushel BSN 770101 w/ Hydraulic Drive or All 350 Bushel w/ Hydraulic Drive | Seed Delivery Formed Tube | AMA88195 | \$ 171.00 | |
| | For Tow-Between 350/430 Bushel w/ Stationary Single Shoot Manifold | | | |
|  | | | | |
| Application: John Deere® 1900, 1910 | Seed Delivery Straight Tube | AMA59348 | \$ 40.00 | |
| | 28.937" Long Third Tank Option for Stationary Single Shoot and Upper Tube for Double Shoot Manifold | | | |
|  | | | | |
| Application: John Deere® 1900, 1910 | Seed Delivery Straight Tube | AMA59347 | \$ 40.00 | |
| | 29.88" Long Third Tank Option for Stationary Single Shoot and Lower Tube for Double Shoot Manifold | | | |
|  | | | | |
| Application: John Deere® 1900, 1910 - w/ Stationary Single Shoot and Double Shoot Manifolds | Seed Delivery Straight Tube | AMA59345 | \$ 70.00 | |
| | 48.58" Long, 4" Diameter For Stationary Single Shoot and Upper Tube for Double Shoot Manifold | | | |
|  | | | | |
| Application: John Deere® 1900, 1910* *Ground Drive - Lower for Double Shoot Manifold or Hydraulic Drive and Upper for Double Shoot Manifold | Seed Delivery Straight Tube | AMA59346 | \$ 70.00 | |
| | 47.638" Long For Stationary Double Shoot Manifolds | | | |
|  | | | | |
| Application: John Deere® 1900, 1910* *Will fit a 1910 if the Commodity Cart fits one of the following criteria: - Ground Drive, Liquid Option - 340/430 Bushel Tow-Behind and 430 Bushel Tow-Between - Hydraulic Drive - 430 Bushel Tow-Between | Seed Delivery Straight Tube | AMA86913 | \$ 78.00 | |
| | Upper Tube 69.291 Long For Stationary Double Shoot Manifold | | | |
|  | | | | |

Planter & Grain Drill Parts

Commodity Cart Parts

Air System Parts—Distributors Plenums and Tubes









(...continued)

| Description | | Part Number | Retail Price | Core |
|---|--|-------------|--------------|------|
| Application: | John Deere® 1900, 1910* *Will fit a 1910 if the Commodity Cart fits one of the following criteria: - Ground Drive, Liquid Option - 430 Bushel Tow-Between and 340/430 Tow-Behind - Hydraulic Drive - 430 Bushel Tow-Between and 340/430 Tow-Behind w/ Stationary Single Shoot Manifold - Hydraulic Drive - 430 Bushel Tow-Between w/ Double Shoot Manifold | | | |
|  | Seed Delivery Straight Tube 70.276" Long Lower Tube for Double Shoot Manifold | AMA86914 | \$ 78.00 | |
| Application: | John Deere® 1910 Hydraulic Drive | | | |
|  | Seed Delivery Straight Tube Lower Tube For Tow-Between 350/430 Bushel w/ Stationary Double Shoot Manifold | AMA92238 | \$ 70.00 | |
|  | Seed Delivery Straight Tube Lower Tube 42.972" Long For Tow-Behind 550 Bushel w/ Stationary Single Shoot or Double Shoot Manifold | AMA92241 | \$ 70.00 | |
|  | Seed Delivery Straight Tube, Stainless Steel 42.972" Long, 3" Diameter For 550 Bushel Tow-Behind (16) Required | AMA99255 | \$ 184.00 | |
|  | Seed Delivery Straight Tube, Stainless Steel Upper Tube for Double Shoot Manifold 42.028" Long, 3" Diameter For 550 Bushel Tow-Behind (16) Required | AMA99256 | \$ 184.00 | |
| Application: | John Deere® 1910 Hydraulic Drive | | | |
|  | Straight Tube Bushing, Stainless Steel 5.50 Long, 2.50" Diameter For Two Tank or Third Tank Option | AMA72998 | \$ 16.00 | |
| Application: | John Deere® 1910 ASN 740100 w/ Ground Drive | | | |
|  | Manifold Tube Use w/ Stationary Single Shoot or Double Shoot Manifold For New Style Tower Replaces A89483 | AMAA76331 | \$ 183.00 | |

Planter & Grain Drill Parts

Commodity Cart Parts

Air System Parts—Distributors Plenums and Tubes (...continued)








| Description | Part Number | Retail Price | Core |
|--|-------------|--------------|------|
| Application: Morris® All Series | | | |
|  Flat Distributor, 7 Outlet | AMN31187 | \$ 430.00 | |
|  Flat Distributor, 8 Outlet | AMN31188 | \$ 439.00 | |
|  Flat Distributor, 9 Outlet | AMN31189 | \$ 447.00 | |
|  Flat Distributor, 10 Outlet | AMN31190 | \$ 456.00 | |
|  Flat Distributor, 11 Outlet | AMN42274 | \$ 465.00 | |
| Application: Morris®: All Series | | | |
|  Seed Delivery Dimpled Tube | AMN15135 | \$ 139.00 | |
| Application: Morris® 6240, 6300 | | | |
|  Seed Delivery Formed Tube | AMN21235 | \$ 171.00 | |
| Application: Morris® 7000 Series Tow-Between, 8370 Double Shoot | | | |
|  Seed Delivery Formed Tube, Stainless Steel 31.125" Long | AMN28825 | \$ 42.50 | |

Prices Subject to Change without Prior Notice. The use of original equipment manufacturer (OEM) part numbers or trademarks, e.g. Case® and John Deere®, are for reference purposes only and for indicating product use and compatibility. Our company and the listed replacement parts contained herein are not sponsored, approved or manufactured by the OEM. All parts are New unless designated Reman in the description.

Planter & Grain Drill Parts

Commodity Cart Parts








Air System Parts—Distributors Plenums and Tubes (...continued)

| Description | Part Number | Retail Price | Core |
|---|-------------|--------------|------|
| Application: Morris® 7130, 7180 Tow-Behind | | | |
|  Seed Delivery Formed Tube, Stainless Steel 79" Long | AMN27330 | \$ 184.00 | |
| Application: Morris® 7130, 7180 Tow-Between, 7252 | | | |
|  Seed Delivery Formed Tube, Stainless Steel 43.75" Long | AMN27045 | \$ 171.00 | |
| Application: Morris® 7240 Tow-Between | | | |
|  Seed Delivery Formed Tube, Stainless Steel 55.75" Long | AMN27050 | \$ 161.00 | |
| Application: Morris® 7240, 7300 Tow-Behind | | | |
|  Seed Delivery Formed Tube, Stainless Steel 112.00" Long | AMN27345 | \$ 204.00 | |
| Application: Morris®: 7240, 7300 | | | |
|  Seed Delivery Formed Tube, Stainless Steel Replaces N27640 | AMN27340 | \$ 171.00 | |
| Application: Morris® 7252 Tow-Behind | | | |
|  Seed Delivery Formed Tube, Stainless Steel 47 29/32" Long | AMN31536 | \$ 171.00 | |
| Application: Morris® 7252 Tow-Between | | | |
|  Seed Delivery Formed Tube, Stainless Steel 57" Long | AMN31537 | \$ 77.00 | |

Planter & Grain Drill Parts

Commodity Cart Parts



Air System Parts—Distributors Plenums and Tubes (...continued)

| Description | | Part Number | Retail Price | Core |
|---|--|-------------|--------------|------|
| Application: | Morris® 7252 Tow-Between, Double Shoot | | | |
|  | Seed Delivery Formed Tube, Stainless Steel 87" Long | AMN31539 | \$ 118.00 | |
| Application: | Morris® 8240, 8300, 8336 | | | |
|  | Seed Delivery Formed Tube, Stainless Steel | AMN36281 | \$ 171.00 | |
| Application: | Morris® 8336 | | | |
|  | Seed Delivery Formed Tube, Stainless Steel | AMN36283 | \$ 171.00 | |
| Application: | Morris® 8370 | | | |
|  | Seed Delivery Formed Tube, Stainless Steel | AMN37794 | \$ 171.00 | |
| Application: | Morris® 8370 | | | |
|  | Seed Delivery Formed Tube, Stainless Steel | AMN37796 | \$ 171.00 | |
| Application: | Morris® 8370 | | | |
|  | Seed Delivery Formed Tube, Stainless Steel | AMN37875 | \$ 171.00 | |
| Application: | Morris® 8630 | | | |
|  | Seed Delivery Formed Tube, Stainless Steel | AMN42531 | \$ 171.00 | |

Planter & Grain Drill Parts




Commodity Cart Parts

Air System Parts—Distributors Plenums and Tubes (...continued)

| Description | Part Number | Retail Price | Core |
|---|-------------|--------------|------|
| Application: Morris® 8630 | | | |
|  Seed Delivery Formed Tube, Stainless Steel 63.25" Long | AMN44574 | \$ 86.00 | |
|  Seed Delivery Formed Tube, Stainless Steel 39.50" Long | AMN45185 | \$ 54.00 | |
|  Seed Delivery Formed Tube, Stainless Steel 23" Long | AMN45190 | \$ 31.00 | |

Commodity Cart Parts

Air System Parts—Manifold Components








| Description | Part Number | Retail Price | Core |
|---|-------------|--------------|------|
| Application: Case IH® 2230, (2280, 2330 - Two Tank), (3380, 3430 - Three Tank), 3580, ADX2180, ADX2230, ADX3260, ADX3360, ADX3380, ADX3430, Flexi-Coil® 1740, 2340, 2640, (2850, 3350 - Two Tank), (3174, 3234 - Third Tank on 40 Series Cart), 3450, 3850, 4350 Three Tank, New Holland® (P1030, P1040 - Two Tank), (P1050, P1060 - Three Tank), P1070, SC180, SC230, SC260, SC380, SC430 | | | |
|  Center Manifold Outlet | AMGL-443 | \$ 213.00 | |
| Application: Case IH® 2230, 2280 Two Tank, 2330, (3380, 3430, 3450 - Three Tank), 3580, ADX2180, ADX2230, ADX3260, ADX3360, ADX3380, ADX3430, Flexi-Coil® 1740, 2340, 2640, (2850, 3350 - Two Tank), (3174, 3234 - Third Tank on 40 Series Cart), 3450, 3850, 4350, New Holland® (P1030, P1040 - Two Tank), (P1050, P1060 - Third Tank), P1070, SC180, SC230, SC260, SC380, SC430 | | | |
|  Center Mount Transition Manifold | AMGL-442 | \$ 128.00 | |
| Application: Case IH® 2230, 2280, 2330, 3380, 3430, 3580, ADX2180, ADX2230, ADX3260, ADX3360, ADX3380, ADX3430, Flexi-Coil® 1740, 2340, 2640, 2850, (3174, 3234 - Third Tank on 40 Series Cart), 3350, 3450, 3850, 4350, New Holland® P1030, P1040, P1050, P1060, P1070, SC180, SC230, SC260, SC380, SC430 | | | |
|  Intermediate Manifold Upper Manifold for Double Shoot or Triple Shoot Option | AMGL-448 | \$ 534.00 | |

Prices Subject to Change without Prior Notice. The use of original equipment manufacturer (OEM) part numbers or trademarks, e.g. Case® and John Deere®, are for reference purposes only and for indicating product use and compatibility. Our company and the listed replacement parts contained herein are not sponsored, approved or manufactured by the OEM. All parts are New unless designated Reman in the description.

Planter & Grain Drill Parts

Commodity Cart Parts

Air System Parts—Manifold Components (...continued)









| Description | Part Number | Retail Price | Core |
|---|-------------|--------------|------|
| Application: Case IH® 2280, 2330, Flexi-Coil® 2850, 3350, New Holland® P1030, P1040  | | | |
| Center Manifold For 2 Tank Setup w/ Hydraulic Lift | AM87616668 | \$ 1,926.00 | |
| Application: Case IH® 2280, 2330, 3380, 3430, 3580, ADX3360, ADX3380, ADX3430, Flexi-Coil® 2850, 3350, 3450, 4350, New Holland® P1030, P1040, P1050, P1060, P1070, SC380, SC430  | | | |
| Intermediate Manifold Lower Manifold | AMGL-447 | \$ 577.00 | |
| Application: Case IH® (2280, 2330 - Two Tank), (3380, 3430 - Three Tank), 3580, ADX3360, ADX3380, ADX3430, Flexi-Coil® (2850, 3350 - Two Tank), 3450, (3850, 4350 - Three Tank), New Holland® (P1050, P1060 - Three Tank), P1070, SC380, SC430"  | | | |
| Center Manifold Carrier Bracket | AMGL-444 | \$ 375.00 | |
| Application: Case IH® 2330, 3380, 3430, 3580, ADX3360, ADX3380, ADX3430, Flexi-Coil® 2850, 3350, 3450, 3850, 4350, New Holland® P1030, P1040, P1050, P1060, P1070, SC380, SC430  | | | |
| Intermediate Manifold Bracket | AMX55107 | \$ 625.00 | |
| Application: Case IH® (3380, 3430 - Three Tank), ADX3360, ADX3380, ADX3430, Flexi-Coil® (3450, 3850 - Three Tank), New Holland® (P1050, P1060 - Three Tank), SC380, SC430  | | | |
| Center Manifold For Double Shoot Manifold | AMGL-440 | \$ 1,953.00 | |
| Application: Case IH® (3380, 3430 - Three Tank), ADX3360, ADX3380, ADX3430, Flexi-Coil® (3450, 3850 - Three Tank), New Holland® (P1050, P1060 - Three Tank), SC380, SC430  | | | |
| Center Manifold For Triple Shoot Manifold | AMGL-441 | \$ 1,260.00 | |
| Application: Flexi-Coil® 1100, 1110  | | | |
| Bypass Manifold For 5 Run System w/ Double Shoot Manifold | AMGD-233 | \$ 323.00 | |

Prices Subject to Change without Prior Notice. The use of original equipment manufacturer (OEM) part numbers or trademarks, e.g. Case® and John Deere®, are for reference purposes only and for indicating product use and compatibility. Our company and the listed replacement parts contained herein are not sponsored, approved or manufactured by the OEM. All parts are New unless designated Reman in the description.

Planter & Grain Drill Parts

Commodity Cart Parts

Air System Parts—Manifold Components (...continued)









| Description | | Part Number | Retail Price | Core |
|---|---|-------------|--------------|------|
| Application: | Flexi-Coil® 1100, 1110, 1115 | | | |
|  | Front Manifold Assembly For 5 Run System | AMGD-232 | \$ 338.00 | |
|  | Rear Manifold Assembly For 5 Run System | AMGD-229 | \$ 338.00 | |
| Application: | Flexi-Coil® 1100, (1110, 1115 - w/ Double Shoot Manifold), (1610 Plus, 1615 Plus - w/ Double Shoot Diverter Valve Option) | | | |
|  | Bypass Manifold For 3 Run System | AMGD-148 | \$ 258.00 | |
| Application: | Flexi-Coil® 1100, (1110, 1115 - w/ Double Shoot Manifold), (1610 Plus, 1615 Plus - w/ Double Shoot Diverter Valve Option) | | | |
|  | Bypass Manifold For 4 Run System | AMGD-149 | \$ 290.00 | |
| Application: | Flexi-Coil® 1100, 1110, 1115, (1610 Plus, 1615 Plus - Tow-Between w/ Double Shoot Diverter Valve Option) | | | |
|  | Front Manifold Assembly For 3 Run System | AMGD-145 | \$ 264.00 | |
|  | Rear Manifold Assembly For 3 Run System | AMGD-144 | \$ 264.00 | |
| Application: | Flexi-Coil® 1100, 1110, 1115, (1610 Plus, 1615 Plus - Tow-Between w/ Double Shoot Diverter Valve Option) | | | |
|  | Front Manifold Assembly For 4 Run System | AMGD-147 | \$ 306.00 | |
|  | Rear Manifold Assembly For 4 Run System | AMGD-146 | \$ 306.00 | |

Prices Subject to Change without Prior Notice. The use of original equipment manufacturer (OEM) part numbers or trademarks, e.g. Case® and John Deere®, are for reference purposes only and for indicating product use and compatibility. Our company and the listed replacement parts contained herein are not sponsored, approved or manufactured by the OEM. All parts are New unless designated Reman in the description.

Planter & Grain Drill Parts

Commodity Cart Parts

Air System Parts—Manifold Components (...continued)







| Description | | Part Number | Retail Price | Core |
|---|--|-------------|--------------|------|
| Application: | Flexi-Coil® 1330, 1330 Plus, 1330.B, John Deere® 787 130 Bushel Cart | | | |
|  | Center Manifold Assembly Replaces NAGH717 | AMGH-717 | \$ 1,195.00 | |
| Application: | Flexi-Coil® 1330, 1330 Plus, 1330.B, John Deere® 787 130 Bushel Cart | | | |
|  | Manifold Transition Channel Replaces NAGH743 | AMGH-743 | \$ 69.00 | |
| Application: | Flexi-Coil® 1330, 1330 Plus, 1330.B, John Deere® 787 130 Bushel Cart | | | |
|  | Manifold Outlet Channel Replaces NAGH744 | AMGH-744 | \$ 369.00 | |
| Application: | Flexi-Coil® 1600, 1610, 1615, John Deere® 777 (160 Bushel Cart) | | | |
|  | Front Manifold Assembly For 4 Run System Replaces NAGD545 | AMGD-545 | \$ 287.00 | |
| Application: | Flexi-Coil® 1600, 1610, 1615, John Deere® 777 (160 Bushel Cart) | | | |
|  | Front Manifold Assembly For 5 Run System Replaces NAGD547 | AMGD-547 | \$ 317.00 | |
|  | Rear Manifold Assembly For 5 Run System Replaces NAGD546 | AMGD-546 | \$ 317.00 | |
| Application: | Flexi-Coil® 1600, 1610, 1615, John Deere® 777 (160 Bushel Cart) | | | |
|  | Front Manifold Assembly For 6 Run System Replaces NAGD549 | AMGD-549 | \$ 348.00 | |
|  | Rear Manifold Assembly For 6 Run System Replaces NAGD548 | AMGD-548 | \$ 348.00 | |

Prices Subject to Change without Prior Notice. The use of original equipment manufacturer (OEM) part numbers or trademarks, e.g. Case® and John Deere®, are for reference purposes only and for indicating product use and compatibility. Our company and the listed replacement parts contained herein are not sponsored, approved or manufactured by the OEM. All parts are New unless designated Reman in the description.

Planter & Grain Drill Parts

Commodity Cart Parts








Air System Parts—Manifold Components (...continued)

| Description | | Part Number | Retail Price | Core |
|---------------------|---|-------------|--------------|------|
| Application: | Flexi-Coil® 1600, 1610, 1615, John Deere® 777 (160 Bushel Cart) | | | |
| | Front Manifold Assembly For 8 Run System Replaces NAGD644 | AMGD-644 | \$ 378.00 | |
| | Rear Manifold Assembly For 8 Run System Replaces NAGD643 | AMGD-643 | \$ 378.00 | |
| Application: | Flexi-Coil® 1600, 1610, 1615, John Deere® 777 (160 Bushel Cart) | | | |
| | Bypass Manifold For 4 Run System w/ Double Shoot Manifold Replaces NAGH640 | AMGD-640 | \$ 272.00 | |
| |  | | | |
| Application: | Flexi-Coil® 1600, 1610, 1615, John Deere® 777 (160 Bushel Cart) | | | |
| | Bypass Manifold For 5 Run System w/ Double Shoot Manifold Replaces NAGH641 | AMGD-641 | \$ 302.00 | |
| |  | | | |
| Application: | Flexi-Coil® 1600, 1610, 1615, John Deere® 777 (160 Bushel Cart) | | | |
| | Bypass Manifold For 6 Run System w/ Double Shoot Manifold Replaces NAGH642 | AMGD-642 | \$ 334.00 | |
| |  | | | |
| Application: | Flexi-Coil® 1720, 2320, John Deere® 787 Excluding 130 Bushel Cart | | | |
| | Intermediate Manifold Bracket | AMX55105 | \$ 625.00 | |
| |  | | | |
| Application: | Flexi-Coil® 1720, 2320, John Deere® 787 Excluding 130 Bushel Cart | | | |
| | Front Manifold Outlet Channel Replaces NAGH242 | AMGH-242 | \$ 172.00 | |
| |  | | | |
| Application: | Flexi-Coil® 1720, 2320, John Deere® 787 Excluding 130 Bushel Cart | | | |
| | Transition Manifold Top Channel Replaces NAGH209 | AMGH-209 | \$ 79.00 | |
| |  | | | |

Planter & Grain Drill Parts

Commodity Cart Parts








Air System Parts—Manifold Components (...continued)

| Description | | Part Number | Retail Price | Core |
|---|--|-------------|--------------|------|
| Application: | Flexi-Coil® 1720, 2320, John Deere® 787 (Excluding 130 Bushel Cart) | | | |
|  | Center Manifold Assembly Replaces NAGH172 | AMGH-172 | \$ 1,692.00 | |
| Application: | Flexi-Coil® 1720, 2320, John Deere® 787 Excluding 130 Bushel Cart | | | |
|  | Intermediate Manifold Replaces NAGH165 | AMGH-165 | \$ 369.00 | |
| Application: | Flexi-Coil® 1720, 2320, John Deere® 787 Excluding 130 Bushel Cart | | | |
|  | Double Shoot Intermediate Manifold Upper Manifold For Double Shoot Option Replaces NAGH169 | AMGH-169 | \$ 369.00 | |
| Application: | John Deere® 1900 | | | |
|  | Stationary Single Shoot Manifold Plate For 6 Run System Use w/ AMAA52645 Bottom Manifold Plate | AMA62025 | \$ 253.00 | |
| Application: | John Deere® 1900 | | | |
|  | Double Shoot Manifold Bracket For Stationary Double Shoot Manifold | AMAA60889 | \$ 618.00 | |
| Application: | John Deere® 1900 Tow-Between | | | |
|  | Bottom Manifold Plate For Stationary Single Shoot or Stationary Double Shoot Manifold | AMAA52645 | \$ 273.00 | |
| Application: | John Deere® 1900 Single Shoot to Double Shoot Conversion, 1910 | | | |
|  | Bottom Manifold Plate Bracket For Stationary Single Shoot or Stationary Double Shoot Manifold | AMA69543 | \$ 33.00 | |

Planter & Grain Drill Parts

Commodity Cart Parts

Air System Parts—Manifold Components (...continued)








| Description | | Part Number | Retail Price | Core |
|---|--|-------------|--------------|------|
| Application: | John Deere® 1900 Single Shoot to Double Shoot Conversion, 1910 BSN 735101 w/ Ground Drive | | | |
|  | Double Shoot Manifold Bracket Use w/ AMA69443 Bottom Manifold Plate For Stationary Double Shoot Manifold | AMAA60888 | \$ 345.00 | |
| Application: | John Deere® 1900 Single Shoot to Double Shoot Conversion, 1910, C650, C850 | | | |
|  | Manifold Plate Seal | AMA70821 | \$ 48.50 | |
| Application: | John Deere® 1900, 1910 | | | |
|  | Manifold Spacer Plate For 4 Run Stationary Single Shoot Manifolds | AMA63064 | \$ 124.00 | |
| Application: | John Deere® 1900, 1910 | | | |
|  | Slide Stop Bracket, Right Hand For Stationary Double Shoot or Premium 8 Run Manifold | AMA64920 | \$ 31.00 | |
| Application: | John Deere® 1900, 1910 | | | |
|  | Double Shoot Manifold Cover For 6 Run Center Plate | AMAA48755 | \$ 145.00 | |
| Application: | John Deere® 1900, 1910 | | | |
|  | Manifold Cover 8 Run Center Cover Plate For Stationary Single Shoot or Stationary Double Shoot Manifolds | AMAA48753 | \$ 24.00 | |
| Application: | John Deere® 1900, 1910 | | | |
|  | Slide Stop Bracket, Left Hand For Stationary Double Shoot or Premium 8 Run Manifold | AMAA50030 | \$ 52.00 | |

Prices Subject to Change without Prior Notice. The use of original equipment manufacturer (OEM) part numbers or trademarks, e.g. Case® and John Deere®, are for reference purposes only and for indicating product use and compatibility. Our company and the listed replacement parts contained herein are not sponsored, approved or manufactured by the OEM. All parts are New unless designated Reman in the description.

Planter & Grain Drill Parts

Commodity Cart Parts

Air System Parts—Manifold Components (...continued)








| Description | | Part Number | Retail Price | Core |
|---|--|-------------|--------------|------|
| Application: | John Deere® 1900, 1910 | | | |
|  | Lower Hardware Kit Includes Stainless Steel Hardware for Bottom of Meter and Below Long Carriage Manifold Bolts Not Included For Single Shoot Manifold Systems (1) Required per Tank | AMX55079 | \$ 134.00 | |
| Application: | John Deere® 1900, 1910 | | | |
|  | Lower Hardware Kit Includes Stainless Steel Hardware for Bottom of Meter and Below Long Carriage Manifold Bolts Not Included For Double Shoot Manifold Systems (1) Required per Tank | AMX55081 | \$ 55.00 | |
| Application: | John Deere® 1900, 1910 | | | |
|  | Manifold Bolt Kit For Double Shoot Manifold (1) Required per Run | AMX55082 | \$ 38.00 | |
| Application: | John Deere® 1900, 1910* *Will fit a 1910 if the Commodity Cart fits one of the following criteria: - Ground Drive - All Single Shoot Manifold or ASN 735100 w/ Double Shoot Manifold - Hydraulic Drive - All Models | | | |
|  | Manifold Spacer Plate | AMA63066 | \$ 101.00 | |
| Application: | John Deere® 1900, 1910 BSN 735101 w/ Ground Drive | | | |
|  | Manifold Spacer Plate For 3 Run Stationary Single Shoot Manifolds | AMA63063 | \$ 149.00 | |
| Application: | John Deere® 1900, 1910 BSN 735101 w/ Ground Drive | | | |
|  | Manifold Spacer Plate For 5 Run Stationary Single Shoot Manifolds | AMA63065 | \$ 121.00 | |
| Application: | John Deere® 1900, 1910 BSN 735101 w/ Ground Drive | | | |
|  | Manifold Spacer Plate For 7 Run Stationary Single Shoot Manifolds | AMA63067 | \$ 100.00 | |

Prices Subject to Change without Prior Notice. The use of original equipment manufacturer (OEM) part numbers or trademarks, e.g. Case® and John Deere®, are for reference purposes only and for indicating product use and compatibility. Our company and the listed replacement parts contained herein are not sponsored, approved or manufactured by the OEM. All parts are New unless designated Reman in the description.

Planter & Grain Drill Parts

Commodity Cart Parts

Air System Parts—Manifold Components (...continued)








| Description | | Part Number | Retail Price | Core |
|---|--|-------------|--------------|------|
| Application: | John Deere® 1900, 1910 BSN 735101 w/ Ground Drive | | | |
|  | Manifold Spacer Plate Collection Pan Mount, 3 Run to 7 Run For Stationary Single Shoot Manifolds | AMA63068 | \$ 78.00 | |
| Application: | John Deere® 1900, 1910 Ground Drive | | | |
|  | Double Shoot Manifold Cover For 3 Run Center Plate | AMAA48758 | \$ 145.00 | |
| Application: | John Deere® 1900, 1910 Ground Drive | | | |
|  | Double Shoot Manifold Cover For 4 Run Center Plate | AMAA48757 | \$ 198.00 | |
| Application: | John Deere® 1900, 1910 Ground Drive | | | |
|  | Double Shoot Manifold Cover For 5 Run Center Plate | AMAA48756 | \$ 123.00 | |
| Application: | John Deere® 1900, 1910* *Will fit a 1910 if the Commodity Cart fits one of the following criteria: - Ground Drive - All Single Shoot Manifold or ASN 735100 w/ Double Shoot Manifold - Hydraulic Drive - All Models | | | |
|  | Manifold Cover For 7 Run Center Plate | AMAA48754 | \$ 86.00 | |
| Application: | John Deere® 1900, 1910, C650, C850 | | | |
|  | Manifold Plate Seal For Stationary Double Shoot Manifolds | AMA64856 | \$ 45.00 | |
| Application: | John Deere® 1900, 1910, C650, C850 | | | |
|  | Manifold Bracket Latch Stainless Steel For Single and Double Shoot Manifolds | AMX55080 | \$ 11.25 | |

Prices Subject to Change without Prior Notice. The use of original equipment manufacturer (OEM) part numbers or trademarks, e.g. Case® and John Deere®, are for reference purposes only and for indicating product use and compatibility. Our company and the listed replacement parts contained herein are not sponsored, approved or manufactured by the OEM. All parts are New unless designated Reman in the description.

Planter & Grain Drill Parts

Commodity Cart Parts

Air System Parts—Manifold Components (...continued)








| Description | | Part Number | Retail Price | Core |
|---|--|-------------|--------------|------|
| Application: | John Deere® 1910 | | | |
|  | Manifold Plate Bracket For Stationary Single Shoot Manifold | AMA72276 | \$ 34.00 | |
| Application: | John Deere® 1910 ASN 735100 w/ Ground Drive or All w/ Hydraulic Drive | | | |
|  | Single Shoot Manifold Plate Use w/ Bottom Cover | AMA88060 | \$ 253.00 | |
| Application: | John Deere® 1910 ASN 735100 w/ Ground Drive or All w/ Hydraulic Drive | | | |
|  | Bottom Cover Plate For Stationary Single Shoot Manifold | AMA88237 | \$ 273.00 | |
| Application: | John Deere® 1910 ASN 735100 w/ Ground Drive or All w/ Hydraulic Drive | | | |
|  | Double Shoot Manifold Bracket Use w/ Bottom Cover For Stationary Double Shoot Manifold | AMAA71722 | \$ 345.00 | |
| Application: | John Deere® 1910 BSN 735101 w/ Ground Drive | | | |
|  | Bottom Manifold Plate For Stationary Single Shoot or Stationary Double Shoot Manifold | AMA69443 | \$ 273.00 | |
| Application: | John Deere® 1910 Ground Drive | | | |
|  | Stationary Single Shoot Manifold Plate | AMA69442 | \$ 277.00 | |
| Application: | John Deere® 1910 Hydraulic Drive w/ Premium Manifold, C650, C850 | | | |
|  | Manifold Cover Center Plate Cover | AMAA84236 | \$ 23.00 | |

Prices Subject to Change without Prior Notice. The use of original equipment manufacturer (OEM) part numbers or trademarks, e.g. Case® and John Deere®, are for reference purposes only and for indicating product use and compatibility. Our company and the listed replacement parts contained herein are not sponsored, approved or manufactured by the OEM. All parts are New unless designated Reman in the description.

Planter & Grain Drill Parts

Commodity Cart Parts

Air System Parts—Manifold Components (...continued)



| Description | | Part Number | Retail Price | Core |
|---|---|-------------|--------------|------|
| Application: | John Deere® 1910 w/ Hydraulic Drive | | | |
|  | Bottom Cover Plate For Premium 8 Run Manifold for 430 Bushel Tow-Between or 430/550 Bushel Tow-Behind | AMA98748 | \$ 290.00 | |
| Application: | John Deere® 1910 w/ Hydraulic Drive | | | |
|  | Premium Double Shoot Manifold Bracket For Premium 8 Run Manifold for 430 Bushel Tow-Between or 430/550 Bushel Tow-Behind | AMAA83284 | \$ 378.00 | |
| Application: | Morris® 6000 Series | | | |
|  | Collector Box Manifold Stainless Steel For 6 Run System Includes Mounting Hardware and Seals | AMN19080 | \$ 544.00 | |
| Application: | Morris® 6000 Series | | | |
|  | Manifold Cover Stainless Steel For 6 Run System Includes Mounting Hardware and Seals | AMN19289 | \$ 300.00 | |
| Application: | Morris® 6000 Series, 7000 Series | | | |
|  | Manifold Cover Stainless Steel For 8 Run System Includes Mounting Hardware and Seals | AMN19693 | \$ 343.00 | |
| Application: | Morris® 6000 Series, 7000 Series | | | |
|  | Manifold Stainless Steel For 8 Run System Includes Mounting Hardware and Seals | AMN45125 | \$ 682.00 | |
| Application: | Morris® 8000 Series | | | |
|  | Double Shoot Collector Body Stainless Steel For 9 Run System Includes Mounting Hardware and Seals Replaces N36285 | AMN37700 | \$ 2,820.00 | |

Prices Subject to Change without Prior Notice. The use of original equipment manufacturer (OEM) part numbers or trademarks, e.g. Case® and John Deere®, are for reference purposes only and for indicating product use and compatibility. Our company and the listed replacement parts contained herein are not sponsored, approved or manufactured by the OEM. All parts are New unless designated Reman in the description.

Planter & Grain Drill Parts




Commodity Cart Parts

Air System Parts—Manifold Components (...continued)

| Description | Part Number | Retail Price | Core |
|--|-------------|--------------|------|
| Application: Morris® 8000 Series | | | |
|  Manifold Bottom Cover Stainless Steel For 9 Run System Includes Mounting Hardware and Seals | AMX55121 | \$ 361.00 | |
| Application: Morris® 8000 Series | | | |
|  Single Shoot Manifold Stainless Steel Includes Mounting Hardware and Seals Replaces N36270 | AMN47040 | \$ 734.00 | |

Commodity Cart Parts








Air System Parts—Air Tube Couplers and Components

| Description | Part Number | Retail Price | Core |
|---|-------------|--------------|------|
| Application: Case IH® 2230, 2280, 2320, 2330, (2340, 2640, 3380 - Tow-Behind), ADX2180, ADX2230, ADX3260, ADX3360, ADX3380, ADX3430, Flexi-Coil® 1100, 1110, 1115, 1330, (1330 Plus, 1330.B, 1720, 1740, 2340, 2640, 2850, 3350, 4350 - Tow-Behind), 1600, 1610, (1610 Plus, 1615 Plus - Granular Applicator), 1615, 2320, 2330, (3174, 3234 - Tow-Behind or Third Tank on 40 Series Cart), New Holland® P1030, P1040, P1050, P1060, SC180, SC230, SC260, SC380, SC430 | | | |
|  Quick Connect Coupler Assembly, Applicator Side 3 Port Coupler | AMGD-672A | \$ 175.00 | |
| Application: Case IH® (2230, 2280, 2330, 3380, ADX2180, ADX3260, ADX3360, ADX3380, ADX3430 - Tow-Behind), 2320, Flexi-Coil® 1100, 1110, 1115, 1330, (1330 Plus, 1330.B, 1740, 2330, 2340, 2640, 2850, 3350, 4350 - Tow-Behind), 1600, 1610, 1615, 1720, 2320, (3174, 3234 - Tow-Behind or Third Tank on 40 Series Cart), New Holland® (P1030, P1040, P1050, P1060, SC180, SC230, SC260, SC380, SC430 - Tow-Behind) | | | |
|  Quick Connect Coupler Assembly, Cart Side 3 Port Coupler | AMGD-673 | \$ 161.00 | |
| Application: Case IH® 2230, 2280, 2330, 3380, 3430, ADX2180, ADX2230, ADX3260, ADX3360, ADX3380, ADX3430, New Holland® P1030, P1040, P1050, P1060, SC180, SC230, SC260, SC380, SC430 | | | |
|  Riser Tube w/ Flange | AMGP-103 | \$ 240.00 | |

Planter & Grain Drill Parts

Commodity Cart Parts








Air System Parts—Air Tube Couplers and Components (...continued)

| Description | | Part Number | Retail Price | Core |
|---|--|-------------|--------------|------|
| Application: | Flexi-Coil® All Series | | | |
|  | Air Hose Coupling, Applicator Side 4 Port Coupler Does not seal w/ the OEM Coupler Replace both Applicator Side and Cart Side Couplers. | AMX55111 | \$ 176.00 | |
| | | | | |
|  | Air Hose Coupling, Cart Side 4 Port Coupler Does not seal w/ the OEM Coupler Replace both Applicator Side and Cart Side Couplers. | AMX55112 | \$ 162.00 | |
| | | | | |
| Application: | Flexi-Coil® All Series | | | |
|  | Air Hose Coupling, Applicator Side 5 Port Coupler Does not seal w/ the OEM Coupler Replace both Applicator Side and Cart Side Couplers. | AMX55114 | \$ 177.00 | |
| | | | | |
|  | Air Hose Coupling, Cart Side 5 Port Coupler Does not seal with w/ OEM Coupler Replace both Applicator Side and Cart Side Couplers. | AMX55115 | \$ 163.00 | |
| | | | | |
| Application: | Flexi-Coil® All Series | | | |
|  | Air Hose Coupling Kit Includes (2) 4 Port Couplers | AMX55113 | \$ 326.00 | |
| | | | | |
| Application: | Flexi-Coil® All Series | | | |
|  | Air Hose Coupling Kit Includes (2) 5 Port Couplers | AMX55116 | \$ 330.00 | |
| | | | | |
| Application: | Flexi-Coil® 1100, 1110, 1115, 1330, (1330 Plus, 1330.B, 1720, 1740, 2330, 2340, 2640, 2850, 3350, 4350 - Tow-Behind), 1600, 1610, 2320, (3174, 3234 - Tow-Behind or Third Tank on 40 Series Cart), New Holland® (P1030, P1040, P1050, P1060, SC180, SC230, SC260, SC380, SC430 - Tow-Behind) | | | |
|  | Air Hose Coupling Kit Stainless Steel Includes (2) 3 Port Couplers | AMX55110 | \$ 319.00 | |
| | | | | |

Planter & Grain Drill Parts

Commodity Cart Parts


Air System Parts—Air Tube Couplers and Components (...continued)

| Description | | Part Number | Retail Price | Core |
|---|--|-------------|--------------|------|
| Application: | John Deere® 1900, 1910 | | | |
|  | Air Hose Coupling, Applicator Side 2 Port Reversible Coupler for 2 1/2" Tubes | AMX55084 | \$ 157.00 | |
|  | Air Hose Coupling, Cart Side 2 Port Reversible Coupler for 2 1/2" Tubes | AMX55085 | \$ 131.00 | |
| Application: | John Deere® 1900, 1910 Ground Drive | | | |
|  | Air Hose Coupling, Applicator Side 2 Port Coupler for 2 1/2" Tubes Replaces A65280, A82371 | AMA82371 | \$ 160.00 | |
| Application: | John Deere® 1900 Tow-Between, (1910 Ground Drive, Tow-Between) | | | |
|  | Air Hose Coupling, Cart Side 2 Port Coupler for 2 1/2" Tubes Replaces A60698, AA49380, AA65241, AA67121 | AMAA67121 | \$ 131.00 | |
| Application: | John Deere® 1900, 1910 | | | |
|  | Air Hose Coupling Kit Includes (2) 2 Port Reversible Couplers for 2 1/2" Tubes | AMX55083 | \$ 287.00 | |
| Application: | John Deere® 1900, 1910 Ground Drive | | | |
|  | Air Hose Coupling Kit Includes (2) 2 Port Couplers for 2 1/2" Tubes Replaces A60698, A65280, A82371, AA49380, AA65241, AA67121 | AMX55127 | \$ 255.00 | |
| Application: | John Deere® 1910 | | | |
|  | Distributor Wear Cap Stainless Steel Extends Life of Distributor Covers Fits in John Deere® Cover AA73954 | AMX55092 | \$ 25.75 | |

Planter & Grain Drill Parts



Commodity Cart Parts

Air System Parts—Air Tube Couplers and Components (...continued)

| Description | Part Number | Retail Price | Core |
|---|-------------|--------------|------|
| Application: Morris® All Series | | | |
|  Air Hose Coupling Kit Stainless Steel 4 Port Coupler Assembly | AMX55122 | \$ 255.00 | |

Commodity Cart Parts


Conveyor Components

| Description | Part Number | Retail Price | Core |
|--|-------------|--------------|------|
| Application: John Deere® 1910 Ground Drive | | | |
|  Conveyor Housing Assembly Includes Upper and Lower Housings For 350 or 430 Bushel Replaces AA54917, AA72953 | AMX55126 | \$ 7,400.00 | |
|  Conveyor Housing Assembly Includes Upper and Lower Housings For 195, 250, 270 or 340 Bushel Replaces AA54916, AA55555, AA57798 | AMX55125 | \$ 7,215.00 | |

| | | | |
|--|-----------|-----------|--|
| Application: John Deere® 1910 | | | |
|  Conveyor Rubberized Drive Roller | AMAA57010 | \$ 870.00 | |
|  Conveyor Roller | AMAA54920 | \$ 570.00 | |

Commodity Cart Parts

Ladders and Components









| Description | Part Number | Retail Price | Core |
|--|-------------|--------------|------|
| Application: John Deere® 1900 | | | |
|  Ladder Extension Set Set of 2 Required when replacing AA48072 Ladder Bracket w/ AMAA85578 Lower Inside Tank Ladder Bracket | AMX55074 | \$ 79.00 | |

Prices Subject to Change without Prior Notice. The use of original equipment manufacturer (OEM) part numbers or trademarks, e.g. Case® and John Deere®, are for reference purposes only and for indicating product use and compatibility. Our company and the listed replacement parts contained herein are not sponsored, approved or manufactured by the OEM. All parts are New unless designated Reman in the description.

Planter & Grain Drill Parts

Commodity Cart Parts

Ladders and Components (...continued)


| Description | | Part Number | Retail Price | Core |
|---|---|-------------|--------------|------|
| Application: | John Deere® 1900 ASN 685195 for Tow-Behind or ASN 685240 for Tow-Between, 1910 | | | |
|  | Lower Inside Tank Ladder Bracket Chute Weldment Bracket Replaces AA47638 | AMAA85578 | \$ 716.00 | |
| Application: | John Deere® 1910, C650, C850 | | | |
|  | Lower Ladder Bracket Chute Weldment Bracket for 550 Bushel Replaces AA78276 | AMAA85582 | \$ 775.00 | |
| Application: | John Deere® 1900, 1910 | | | |
|  | In-Tank Isolator Seal | AMA70517 | \$ 336.00 | |
|  | Sensor Mount and Cover Kit Middle Includes Stainless Steel Hardware | AMX55089 | \$ 252.00 | |
|  | Top Ladder and Lid Mounting Kit Includes Stainless Steel Hardware | AMX55088 | \$ 430.00 | |
| Application: | John Deere® 1900, 1910, C650, C850 | | | |
|  | Upper Hardware Kit Stainless Steel Hardware Included for Top of Meter and Above (1) Required per Tank | AMX55076 | \$ 172.00 | |
| Application: | John Deere® 1900 Tow-Between, 1910 | | | |
|  | Tank Ladder For 350/430 Bushel Rear Tank or 550 Bushel Front/Rear Tank 200 Bushel Tank Replaces AA46285 | AMAA50079 | \$ 809.00 | |
|  | Tank Ladder For 350/430 Bushel Front Tank 150 Bushel Tank Replaces AA46286 | AMAA50080 | \$ 809.00 | |

Prices Subject to Change without Prior Notice. The use of original equipment manufacturer (OEM) part numbers or trademarks, e.g. Case® and John Deere®, are for reference purposes only and for indicating product use and compatibility. Our company and the listed replacement parts contained herein are not sponsored, approved or manufactured by the OEM. All parts are New unless designated Reman in the description.

Planter & Grain Drill Parts


Commodity Cart Parts

Ladders and Components (...continued)

| Description | Part Number | Retail Price | Core |
|--|-------------|--------------|------|
| Application: John Deere® 1900 Tow-Between, 430 Bushel 3rd Tank, 1910 | | | |
|  Tank Ladder For 430 Bushel Center Tank 80 Bushel Tank Replaces AA46289 | AMAA50083 | \$ 1,460.00 | |



Commodity Cart Parts

Tank and Hopper Components

| Description | Part Number | Retail Price | Core |
|--|-------------|--------------|------|
| Application: Flexi-Coil® 3450, 3850, 4350 | | | |
|  Tank Mounting Cradle | AMGL-606 | \$ 1,610.00 | |

Commodity Cart Parts

Hydraulic Components

| Description | Part Number | Retail Price | Core |
|---|-------------|--------------|------|
| Application: 1910 | | | |
|  Hydraulic Tip Flat Face 3/4" x 16 ORB Female Thread | AMAA59671 | \$ 80.00 | |
|  Single Flow Tip Female Thread 1/2" Thread Diameter | AMAA59411 | \$ 39.25 | |

Commodity Cart Parts





Sensors

| Description | Part Number | Retail Price | Core |
|---|-------------|--------------|------|
| Application: 1900, C850 | | | |
| Wheel Speed Sensor, Variable Rate Drive | AMAA47936 | \$ 225.00 | |

Tillage

Field Cultivator Sweeps, Parts and Accessories

Viper Sweeps

| Description | | Part Number | Retail Price | Core |
|---|---|-------------|--------------|------|
| Application: | Recommended replacement for Brady 1971 and Later; Brillion™ 1986 and Later; Case® DMI and DMI Field Cultivators; Case IH® 4500, 4600, 4800; Glencoe® 4300; Hiniker®; International® 45; John Deere® 940, 960, 980, 985 & 726 Mulch/Finisher; Kent; Krause 3100, 4200, 4250, 6100; Landoll®; M&W; Noble; Sunflower®; Wil-Rich® | | | |
|  | Viper Sweep 47° Stem Angle, 7.50 mm Thick, 7 1/8" Wide 7/16" Bolt Size, 1 5/8" - 1 3/4" Center | AMX57056 | \$ 16.00 | |
|  | Viper Sweep 47° Stem Angle, 7.50 mm Thick, 9" Wide 7/16" Bolt Size, 1 5/8" - 1 3/4" Center | AMX57057 | \$ 14.00 | |
|  | Viper Sweep 47° Stem Angle, 7.50 mm Thick, 10" Wide 7/16" Bolt Size, 1 5/8" - 1 3/4" Center | AMX57058 | \$ 22.00 | |
|  | Viper Sweep 47° Stem Angle, 7.50 mm Thick, 11.25" Wide 7/16" Bolt Size, 1 5/8" - 1 3/4" Center | AMX57059 | \$ 25.00 | |

Tillage



Field Cultivator Sweeps, Parts and Accessories

Conventional Field Cultivator Sweeps

| Description | Part Number | Retail Price | Core |
|---|----------------------|--------------|------|
| Application: Recommended replacement for Brady 1971 and Later; Brillion™ 1986 and Later; Case IH® 4500, 4600, 4800; DMI; Glencoe® 4300; Hiniker®; International® 45; John Deere® 940, 960, 980, 985 & 726 Mulch/Finisher; Kent; Krause 3100, 4200, 4250, 6100; Landoll®; M&W; Noble; Sunflower®; Wil-Rich® | | | |
|  Conventional Field Cultivator Sweep, WCC Series 47° Stem Angle, 6 mm Thick 7/16" Bolt Size, 1 5/8" - 1 3/4" Center | 7" Wide AMX57062 | \$ 12.00 | |
| | 8" Wide AMX57063 | \$ 11.75 | |
| | 9" Wide AMX57018 | \$ 12.25 | |
| | 10" Wide AMX57019 | \$ 14.00 | |
| | 12" Wide AMX57053 | \$ 15.00 | |
| Application: Universal Tillage | | | |
|  Row Crop Sweep 54° Stem Angle, 6.35 mm Thick, 7/16" Bolt Size, 2" Center | 10" Wide AMX57154 | \$ 25.00 | |
| | 12" Wide AMX57155 | \$ 27.00 | |
| | 14" Wide AMX57130 | \$ 29.00 | |
| Application: Universal Tillage | | | |
| Danish Tine Sweep Shovel Style Use AMX57055 Bolt | 2 3/4" Wide AMX57054 | \$ 4.50 | |
| Application: Universal Tillage | | | |
| Danish Tine Sweep Shovel Style | 9" Wide AMX57153 | \$ 8.00 | |

Field Cultivator Sweeps, Parts and Accessories


Double Points, DP Series

| Description | Part Number | Retail Price | Core |
|--|-------------|--------------|------|
| Application: Universal Tillage | | | |
|  Double Point, DP Series 3/8" Thick, 11 3/4" Long, 2" Wide 7/16" Bolt Size, 1 5/8" - 1 3/4" Curved Center | AMX57065 | \$ 18.50 | |
|  Double Point, DP Series 3/8" Thick, 11 3/4" Long, 2" Wide 7/16" Bolt Size, 1" - 2" Slotted Center | AMX57066 | \$ 17.00 | |

Tillage


Field Cultivator Sweeps, Parts and Accessories

Double Points, WIF Series

| Description | | Part Number | Retail Price | Core |
|---|---|-------------|--------------|------|
| Application: | Universal Tillage | | | |
|  | Double Point, WIF Series | AMX57141 | \$ 10.50 | |
| | 1/4" Thick, 1 1/2" Wide 7/16" Bolt Size, 1 3/4" Center | | | |


Field Cultivator Sweeps, Parts and Accessories

Double Points, WIH Series

| Description | | Part Number | Retail Price | Core |
|---|--|-------------|--------------|------|
| Application: | Designed for Brillion™, International® and Vibro Shank Machines | | | |
|  | Double Point, WIH Series | AMX57067 | \$ 22.00 | |
| | 3/8" Thick, 15" Long, 2" Wide 7/16" Bolt Size, 1 1/2" - 2 1/2" Center | | | |

Field Cultivator Sweeps, Parts and Accessories

Harrow Tines




| Description | | Part Number | Retail Price | Core |
|---|--|-------------|--------------|------|
| Application: | John Deere® Field Cultivators: 960, 1050, 1060 | | | |
|  | Harrow Tine | AMN188605 | \$ 12.50 | |
| | | | | |

Prices Subject to Change without Prior Notice. The use of original equipment manufacturer (OEM) part numbers or trademarks, e.g. Case® and John Deere®, are for reference purposes only and for indicating product use and compatibility. Our company and the listed replacement parts contained herein are not sponsored, approved or manufactured by the OEM. All parts are New unless designated Reman in the description.

Tillage

Vertical Tillage

Coulter Blades and Parts

| Description | Part Number | Retail Price | Core |
|---|-------------|--------------|------|
| Application: Case IH® Vertical Tillage 330 | | | |
|  Vortex® Turbo Coulter Blade, Right Hand Fluted, Flat Center Blade 20" Diameter, 0.25" (6 mm) Thickness Self-Sharpening Fits 1 1/8" or 1 1/4" Square Axles Replaces 47654438 | AM87630572 | \$ 104.00 | |
|  Vortex® Turbo Coulter Blade, Left Hand Fluted, Flat Center Blade 20" Diameter, 0.25" (6 mm) Thickness Self-Sharpening Fits 1 1/8" or 1 1/4" Square Axles | AM87630573 | \$ 104.00 | |
| Application: Great Plains® Turbo Chisels: TC5109, TC5111, TC5113, TC5115, TC5313, TC5315, TC5317, TC5319, TC5321, TC5323, TCN5107, TCN5109, TCN5311, TCN5313 | | | |
| Vortex® Coulter Blade VT Wave Blade 22" Diameter, 0.256" (6.50 mm) Thickness Fits 1 3/4" Round Axles | AM820-430C | \$ 80.00 | |
| Application: Great Plains® Vertical Tillage: TurboMax, Turbo-Till, Turbo-Chopper | | | |
|  Vortex® Coulter Blade VT Wave Blade 20" Diameter, 0.256" (6.50 mm) Thickness, 1.25" Cutting Width Fits 1 3/4" Round Axles | AM820-011C | \$ 60.00 | |
| Application: Great Plains® Vertical Till: Turbo-Till ASN 5251NN, Turbo-Max ASN C3157H, Turbo-Chopper ASN A1810Y | | | |
| Spider Wheel | AM589-258H | \$ 96.00 | |
| Application: Great Plains® Discs: 3323DH*, 3326DH*, 3392DH*, 4330DH*, 4333DH*, 4336DH*, 7323DH, 7326DH, 7329DH, 7330DH, 7333DH, 7336DH, Turbo: (1000TT, 1200TT, 1500TT, 1700TT, 1800TT, 2200TT, 2400TT, 3000TT, 4000TT ASN 5251NN*), Turbo-Chisel: (TC5109, TC5111, TC5113, TC5115, TC5313, TC5315, TC5317, TC5319, TC5321, TC5323, TCN5107, TCN5309, TCN5311, TCN5313 ASN A1852*), Turbo-Chopper: (1200TC, 1500TC, 1800TC, 2400TC, 3000TC, 4000TC ASN A1810Y*), Turbo-Max: (1000TM, 1200TM, 1500TM, 1800TM, 2400TM, 3000TM, 3500TM, 4000TM, 4800TM ASN C3157H*) *Can be used to update early model machines w/ rubber ring bearing in 2-piece cast housing | | | |
| Bearing Housing Assembly, Disc Gang Includes Front and Rear Housing For 1 3/4" Round Axle | AM822-294C | \$ 130.00 | |
| Application: Great Plains® Turbo: (1000TT, 1200TT, 1500TT, 1700TT, 1800TT, 2200TT, 2400TT, 3000TT, 4000TT ASN 5251NN*), Turbo-Chopper: (1200TC, 1500TC, 1800TC, 2400TC, 3000TC, 4000TC ASN A1810Y*), Turbo-Max: (1000TM, 1200TM, 1500TM, 1800TM, 2400TM, 3000TM, 3500TM, 4000TM, 4800TM ASN C3157H*) *Can be used to update early model machines w/ rubber ring bearing in 2-piece cast housing | | | |
| Bearing Housing Assembly, Chopper Reel Includes Front and Rear Housing For 1 3/4" Round Axle | AM822-294C | \$ 130.00 | |

Vertical Tillage

Bearings

| Description | Part Number | Retail Price | Core |
|---|-------------|--------------|------|
| Application: Vertical Tillage: 2623VT, 2633VT, 2660VT | | | |
| Bearing Kit w/ Nylon Liners 2.195" ID, 3.937" OD Non-Greasable Replaces AN241911 | AMAKK16196 | \$ 104.00 | |

Tillage








Vertical Tillage

Row Unit Components

| Description | | Part Number | Retail Price | Core |
|--------------|--|-------------|--------------|------|
| Application: | John Deere® Vertical Tillage: 2633VT, 2660VT | | | |
| | Position Sensor | AMAXE14245 | \$ 111.50 | |

Row Crop Sweeps, Points and Reversible Blades

S-Tine Sweeps and Shanks



| Description | | Part Number | Retail Price | Core |
|--------------|---|--|--------------|----------|
| Application: | Universal Tillage | | | |
| |  | S-Tine Sweep, Reversible 6 mm Thick, 1" Wide 3/8" Bolt Size w/ Elliptical Head | AMX57068 | \$ 4.00 |
| |  | S-Tine Sweep, Shovel 6 mm Thick, 2 3/4" Wide 3/8" Bolt Size w/ Elliptical Head | AMX57069 | \$ 5.25 |
| |  | S-Tine Sweep, Shovel 6 mm Thick, 4" Wide 3/8" Bolt Size w/ Elliptical Head | AMX57070 | \$ 6.40 |
| |  | S-Tine Sweep, Shovel 6 mm Thick, 7" Wide 3/8" Bolt Size w/ Elliptical Head | AMX57072 | \$ 5.00 |
| |  | S-Tine Sweep, Duckfoot 6 mm Thick, 4" Wide 3/8" Bolt Size w/ Elliptical Head | AMX57071 | \$ 6.40 |
| |  | S-Tine Shank, HD 12 mm Thick, 2" Toolbar Size 1/2" Clamp Bolt Size, 3/8" Sweep Bolt Size 14 1/2" Working Clearance | AMX57073 | \$ 50.50 |
| |  | S-Tine Shank, High Clearance 12 mm Thick, 2 1/2" - 3" Toolbar Size 1/2" Clamp Bolt Size, 3/8" Sweep Bolt Size 18 1/2" Working Clearance | AMX57132 | \$ 26.00 |

Prices Subject to Change without Prior Notice. The use of original equipment manufacturer (OEM) part numbers or trademarks, e.g. Case® and John Deere®, are for reference purposes only and for indicating product use and compatibility. Our company and the listed replacement parts contained herein are not sponsored, approved or manufactured by the OEM. All parts are New unless designated Reman in the description.

Tillage



Chisel Plow Sweeps, Shovels, Points and Blades

Chisel Spikes

| Description | Part Number | Retail Price | Core |
|---|-------------|--------------|------|
| Application: Universal Tillage | | | |
|  Chisel Spike 5/8" Thick, 15 1/2" Long, 2" Wide 1/2" Bolt Size, 2 1/4" Center Reversible, Drop-Forged | AMX57001 | \$ 24.50 | |
|  Chisel Spike Single-Ended Spike w/ High-Chrome Alloy Point 3/4" Thick, 13 1/2" Long, 2 1/4" Wide 2 1/4" - 2 1/2" Center 1/2" Bolt Size w/ Plow Head | AMX57122 | \$ 49.00 | |


Chisel Plow Sweeps, Shovels, Points and Blades

Twisted Chisel Spikes

| Description | Part Number | Retail Price | Core |
|--|---------------------|--------------|------|
| Application: Universal Tillage | | | |
|  Twisted Chisel Spike 1/2" Thick, 23" Long, 3" Wide 1/2" Bolt Size, 2 1/4" - 2 1/2" Center | Right Hand AMX57002 | \$ 27.00 | |
|  Twisted Chisel Spike 1/2" Thick, 23" Long, 3" Wide 1/2" Bolt Size, 2 1/4" - 2 1/2" Center | Left Hand AMX57003 | \$ 27.00 | |


Chisel Plow Sweeps, Shovels, Points and Blades

Chisel Plow/Wheatland Sweeps

| Description | Part Number | Retail Price | Core |
|---|-------------|--------------|------|
| Application: Universal Tillage | | | |
|  Chisel Plow Sweep 50° Stem Angle, 7.50 mm Thick, 16" Wide 1/2" Bolt Size, 2 1/4" Center | AMX57052 | \$ 34.00 | |

Chisel Plow Sweeps, Shovels, Points and Blades

McKay Empire Penetrator Chisel Plow Sweeps

| Description | Part Number | Retail Price | Core |
|---|-------------------|--------------|------|
| Application: Universal Tillage | | | |
|  McKay Empire Penetrator Chisel Plow Sweep 50° Stem Angle, 5/16" Thick 1/2" Bolt Size, 2 1/4" Center | 14" Wide AMX57060 | \$ 20.00 | |
| | 16" Wide AMX57061 | \$ 31.00 | |

Tillage





Chisel Plow Sweeps, Shovels, Points and Blades

Tillage Scrapers

| Description | Part Number | Retail Price | Core |
|--------------------------|-------------|--------------|------|
| Application: | | | |
| Scraper Blade 7" Wide | AMN403316 | \$ 13.00 | |

Soil Saver Moldboards and Blades

Soil Saver Moldboards







| Description | Part Number | Retail Price | Core |
|--|--|--------------|------|
| Application: | Universal Tillage | | |
|  Soil Saver Moldboard, Standard 26" Long, 4" Wide, 1/2" Thick 1/2" Bolt Size, 2 1/4" - 2 1/2" Center 1-Piece Reversible | AMX57004 | \$ 27.00 | |
|  Soil Saver Moldboard, Standard 26" Long, 4" Wide, 1/2" Thick 1/2" Bolt Size, 2 1/4" - 2 1/2" Center 1-Piece Reversible | AMX57005 | \$ 27.00 | |
| Application: | Brillion™; Bush Hog®; Deutz-Allis®; Glencoe®; Kelley; Kent; Krause; Landoll®; Massey Ferguson®; Steiger®; Sunflower®; Wilbeck and others | | |
|  Soil Saver Moldboard, Hardfaced 26" Long, 4" Wide, 1/2" Thick 1/2" Bolt Size, 2 1/4" - 2 1/2" Center 1-Piece Reversible | AMX57006 | \$ 35.00 | |
|  Soil Saver Moldboard, Hardfaced 26" Long, 4" Wide, 1/2" Thick 1/2" Bolt Size, 2 1/4" - 2 1/2" Center 1-Piece Reversible | AMX57007 | \$ 35.00 | |

Prices Subject to Change without Prior Notice. The use of original equipment manufacturer (OEM) part numbers or trademarks, e.g. Case® and John Deere®, are for reference purposes only and for indicating product use and compatibility. Our company and the listed replacement parts contained herein are not sponsored, approved or manufactured by the OEM. All parts are New unless designated Reman in the description.

Tillage

Soil Saver Moldboards and Blades


Soil Saver Blades

| Description | | Part Number | Retail Price | Core |
|---|--|-------------|--------------|------|
| Application: | Universal Tillage | | | |
|  | Soil Saver Blade 22 7/16" Diameter, 0.19" Thick, 7-Gauge 1 1/2" Round Hole | AMX57017 | \$ 58.00 | |
| Application: | Allis Chalmers® Min-Tills; John Deere® 710, 712 & 714 Mulch-Tillers | | | |
|  | Soil Saver Blade 20 3/8" Diameter, 0.19" Thick, 7-Gauge 1 1/8" or 1 1/4" Square Hole | AMN187522 | \$ 55.00 | |
| Application: | Brillion™; McFarlane | | | |
|  | Soil Saver Blade 20 7/16" Diameter, 0.19" Thick, 7-Gauge 1 1/2" Square Hole | AMX57015 | \$ 55.00 | |
| Application: | Bush Hog®; Case®; Case IH®; Ford®; Glencoe®; Krause; Landoll®; Massey Ferguson® | | | |
|  | Soil Saver Blade 20 3/8" Diameter, 0.19" Thick, 7-Gauge 1 1/2" Round Hole | AMX57014 | \$ 55.00 | |
| Application: | Sunflower® | | | |
|  | Soil Saver Blade 20 3/8" Diameter, 0.19" Thick, 7-Gauge 1 3/4" Round Hole | AMX57016 | \$ 55.00 | |
| Application: | John Deere® 712 Mulch Tiller | | | |
|  | Soil Saver Blade 22 1/2" Diameter, 0.19" Thick, 7-Gauge 1 1/8" or 1 1/4" Square Hole | AMN183542 | \$ 65.00 | |
| Application: | Recommended replacement for Blu-Jet Progressive, DMI, Melroe®, Wil-Rich® | | | |
| | Coulter Blade, Fluted 5-Bolt, 20" Diameter, 4.50 mm Thick 5" Bolt Circle Diameter, 3 11/16" Center Hole Diameter, 4 17/32" Bolt Hole Diameters | AMX57152 | \$ 75.00 | |



Prices Subject to Change without Prior Notice. The use of original equipment manufacturer (OEM) part numbers or trademarks, e.g. Case® and John Deere®, are for reference purposes only and for indicating product use and compatibility. Our company and the listed replacement parts contained herein are not sponsored, approved or manufactured by the OEM. All parts are New unless designated Reman in the description.

Tillage


Subsoiler Points Booted Points

| Description | | Part Number | Retail Price | Core |
|---|---|-------------|--------------|------|
| Application: | Recommended replacement for International® #10, #11, #14 and others | | | |
|  | Booted Point w/o Wing 2 1/2" x 8" Point Size, 1 1/4" Shank Size | AMX57124 | \$ 31.50 | |

Subsoiler Points Points—For John Deere®

| Description | | Part Number | Retail Price | Core |
|--|--|-------------|--------------|------|
| Application: | Recommended replacement for Glencoe®; Krause Dominator and TL 3000 Disc Ripper w/ Wear Bar; John Deere® 510, 912, 915 & 2700 Mulch Ripper all w/ Standard Shanks | | | |
|  | Point w/o Wing 2 1/2" x 12" Point Size, 1 1/4" Shank Size | AMX57075 | \$ 40.00 | |
|  | Point w/o Wing 2 1/2" x 12" Point Size, 1 1/4" Shank Size Comes w/ 3" Standard Cap | AMX57076 | \$ 55.00 | |

Subsoiler Points Points—For Brillion™



| Description | | Part Number | Retail Price | Core |
|---|---|-------------|--------------|------|
| Application: | Recommended replacement for Brillion™ equipment | | | |
|  | Point w/o Wing 2 1/2" x 12" Point Size, 1 1/4" Shank Size Slot for shank protector comes built-in | AMX57077 | \$ 43.00 | |

Prices Subject to Change without Prior Notice. The use of original equipment manufacturer (OEM) part numbers or trademarks, e.g. Case® and John Deere®, are for reference purposes only and for indicating product use and compatibility. Our company and the listed replacement parts contained herein are not sponsored, approved or manufactured by the OEM. All parts are New unless designated Reman in the description.

Tillage

Subsoiler Points

Points—For Glencoe®

| Description | Part Number | Retail Price | Core |
|--|-------------|--------------|------|
| Application: Recommended replacement for Glencoe®; Krause Dominator and TL 3000 Disc Ripper w/ Wear Bar; John Deere® 510, 912, 915 & 2700 Mulch Ripper all w/ Standard Shanks | | | |
|  Point w/o Wing 2 1/2" x 12" Point Size, 1 1/4" Shank Size | AMX57075 | \$ 40.00 | |
|  Point w/o Wing 2 1/2" x 12" Point Size, 1 1/4" Shank Size Comes w/ 3" Standard Cap | AMX57076 | \$ 55.00 | |

Disc Blades






Precision Double-Bevel Edge Disc Blades

| Description | Part Number | Retail Price | Core |
|--|-------------|--------------|------|
| Application: Universal Tillage | | | |
|  Double-Bevel Disc Blade, Plain Edge 22" Diameter, 0.236" Thick (6 mm) 3-Gauge, 2.50" Concavity 1 1/8" or 1 1/4" Square Hole | AMX57108 | \$ 94.00 | |
|  Double-Bevel Disc Blade, Plain Edge 24" Diameter, 0.236" Thick (6 mm) 3-Gauge, 3" Concavity 1 1/8" or 1 1/4" Square Hole | AMX57114 | \$ 110.00 | |
|  Double-Bevel Disc Blade, Plain Edge 26" Diameter, 0.236" Thick (6 mm) 3-Gauge, 3.50" Concavity 1 1/8" or 1 1/4" Square Hole | AMX57136 | \$ 134.00 | |
|  Double-Bevel Disc Blade, Notched Edge 22" Diameter, 0.236" Thick (6 mm) 3-Gauge, 2.50" Concavity 1 1/8" or 1 1/4" Square Hole | AMX57109 | \$ 97.00 | |
|  Double-Bevel Disc Blade, Notched Edge 24" Diameter, 0.236" Thick (6 mm) 3-Gauge, 3" Concavity 1 1/8" or 1 1/4" Square Hole | AMX57115 | \$ 114.00 | |

Tillage

Disc Blades

Flat-Centered Disc Blades






| Description | | Part Number | Retail Price | Core |
|--|---|-------------|--------------|------|
| Application: | Recommended replacement for International® | | | |
|  | Flat-Centered Disc Blade, Plain Edge 22" Diameter, 0.236" Thick (6 mm) 3-Gauge, 2.50" Concavity 1 1/8" or 1 1/4" Square Hole | AMX57110 | \$ 70.00 | |
|  | Flat-Centered Disc Blades, Plain Edge 22" Diameter, 0.177" Thick (4.50 mm) 7-Gauge, 2.50" Concavity 1 1/8" or 1 1/4" Square Hole | AMX57133 | \$ 76.00 | |
|  | Flat-Centered Disc Blade, Plain Edge 24" Diameter, 0.236" Thick (6 mm) 3-Gauge, 3" Concavity 1 1/8" or 1 1/4" Square Hole | AMX57116 | \$ 110.00 | |
|  | Flat-Centered Disc Blade, Notched Edge 22" Diameter, 0.236" Thick (6 mm) 3-Gauge, 2.50" Concavity 1 1/8" or 1 1/4" Square Hole | AMX57111 | \$ 100.00 | |
|  | Flat-Centered Disc Blade, Notched Edge 24" Diameter, 0.236" Thick (6 mm) 3-Gauge, 3" Concavity 1 1/8" or 1 1/4" Square Hole | AMX57117 | \$ 113.00 | |

Prices Subject to Change without Prior Notice. The use of original equipment manufacturer (OEM) part numbers or trademarks, e.g. Case® and John Deere®, are for reference purposes only and for indicating product use and compatibility. Our company and the listed replacement parts contained herein are not sponsored, approved or manufactured by the OEM. All parts are New unless designated Reman in the description.

Tillage



Disc Blades

Deep-Cone Disc Blades

| Description | | Part Number | Retail Price | Core |
|---|--|-------------|--------------|------|
| Application: | Recommended replacement for John Deere® | | | |
|  | Deep-Cone Disc Blade, Plain Edge 20" Diameter, 0.177" Thick (4.50 mm) 7-Gauge, 3.27" Concavity 1 1/8" or 1 1/4" Square Hole | AMX57131 | \$ 68.00 | |
|  | Deep-Cone Disc Blade, Plain Edge 22" Diameter, 0.236" Thick (6 mm) 3-Gauge, 3.74" Concavity 1 1/8" or 1 1/4" Square Hole | AMX57112 | \$ 100.00 | |
|  | Deep-Cone Disc Blade, Plain Edge 24" Diameter, 0.236" Thick (6 mm) 3-Gauge, 3.87" Concavity 1 1/8" or 1 1/4" Square Hole | AMX57118 | \$ 115.00 | |
|  | Deep-Cone Disc Blade, Notched Edge 22" Diameter, 0.177" Thick (4.50 mm) 7-Gauge, 3.74" Concavity 1 1/8" or 1 1/4" Square Hole | AMX57113 | \$ 82.00 | |
|  | Deep-Cone Disc Blade, Notched Edge 24" Diameter, 0.236" Thick (6 mm) 3-Gauge, 3.87" Concavity 1 1/8" or 1 1/4" Square Hole | AMX57119 | \$ 118.00 | |
| | Deep-Cone Disc Blade, Notched Edge 24" Diameter, 0.236" Thick (6 mm) 3-Gauge, 3.87" Concavity 1 1/4" Square Hole | AMX57121 | \$ 110.00 | |

Plow Parts

Plow Parts—For International® Super Chief










| Description | | Part Number | Retail Price | Core |
|---|--|-------------|--------------|------|
| Application: | Recommended replacement for International® Super Chief equipment | | | |
|  | Moldboard, Right Hand 16" - 18" - 20", 5/16" Thick 4 Holes at 7/16" Replaces 462314R, 488265R, 58996C | AMX57078 | \$ 250.00 | |
|  | Moldboard, Left Hand 16" - 18" - 20", 5/16" Thick 4 Holes at 7/16" Replaces 46403L | AMX57079 | \$ 170.00 | |

Prices Subject to Change without Prior Notice. The use of original equipment manufacturer (OEM) part numbers or trademarks, e.g. Case® and John Deere®, are for reference purposes only and for indicating product use and compatibility. Our company and the listed replacement parts contained herein are not sponsored, approved or manufactured by the OEM. All parts are New unless designated Reman in the description.

Tillage

Plow Parts

Plow Parts—For International® Super Chief (...continued)










| Description | | Part Number | Retail Price | Core |
|---|--|-------------|--------------|------|
| Application: | Recommended replacement for International® Super Chief equipment | | | |
|  | Rock Share, Right Hand Includes Hardware 16", 3/8" Thick 4 Holes: 1 at 1/2", 3 at 7/16" Replaces 46323R | AMX57080 | \$ 35.00 | |
| | Rock Share, Left Hand Includes Hardware 16", 3/8" Thick 4 Holes: 1 at 1/2", 3 at 7/16" | AMX57081 | \$ 37.00 | |
|  | Rock Share, Right Hand Includes Hardware 18", 3/8" Thick 4 Holes: 1 at 1/2", 3 at 7/16" Replaces 463238R | AMX57082 | \$ 39.00 | |
|  | Rock Share, Left Hand Includes Hardware 18", 3/8" Thick 4 Holes: 1 at 1/2", 3 at 7/16" | AMX57083 | \$ 39.00 | |
|  | Shin, Right Hand 14" - 16" - 18", 5/16" Thick Replaces 488266R, 522325R | AMX57033 | \$ 28.00 | |
|  | Shin, Left Hand 14" - 16" - 18", 5/16" Thick Replaces 464595, 55075C | AMX57034 | \$ 32.00 | |
|  | Landside Wear Plate, Right Hand Includes Hardware 1/2" Thick 2 Holes at 7/16" Replaces 59058 | AMX57084 | \$ 12.50 | |
|  | Landside Wear Plate, Left Hand 1/2" Thick 2 Holes at 7/16" | AMX57085 | \$ 13.50 | |
|  | Landside Inner Plate, Right Hand 1/2" Thick 3 Holes: 1 at 7/16", 2 at 1/2" Replaces 59057, 1980672C | AMX57086 | \$ 171.00 | |
|  | Landside Inner Plate, Left Hand 1/2" Thick 3 Holes: 1 at 7/16", 2 at 1/2" Replaces 59057L, 1980671C | AMX57087 | \$ 181.00 | |

Prices Subject to Change without Prior Notice. The use of original equipment manufacturer (OEM) part numbers or trademarks, e.g. Case® and John Deere®, are for reference purposes only and for indicating product use and compatibility. Our company and the listed replacement parts contained herein are not sponsored, approved or manufactured by the OEM. All parts are New unless designated Reman in the description.

Tillage

Plow Parts

Plow Parts—For John Deere®

| Description | | Part Number | Retail Price | Core |
|---|--|-------------|--------------|------|
| Application: | Recommended replacement for John Deere® 400, 500, HS356, NU1036-1046, NU1048 and SDT | | | |
|  | Landside Inner Plate, Right Hand 1/2" Thick 2 Holes at 1/2" Replaces A16493 | AMX57099 | \$ 26.50 | |
|  | Landside Inner Plate, Left Hand 1/2" Thick 2 Holes at 1/2" Replaces A16494 | AMX57098 | \$ 28.00 | |
| Application: | Recommended replacement for John Deere® NU1036-1046 and NU1048 | | | |
|  | Moldboard 18", 5/16" Thick 8 Holes at 7/16" Replaces A17431 | AMX57090 | \$ 202.00 | |
|  | Moldboard, Left Hand 18", 5/16" Thick 8 Holes at 7/16" Replaces A17432 | AMX57091 | \$ 202.00 | |
|  | Rock Share, Right Hand 16", 3/8" Thick 4 Holes: 1 at 1/2", 3 at 7/16" Replaces A10228 | AMX57092 | \$ 34.00 | |
| | Rock Share, Left Hand 16", 3/8" Thick 4 Holes: 1 at 1/2", 3 at 7/16" | AMX57093 | \$ 35.00 | |
|  | Rock Share, Right Hand 18", 3/8" Thick 5 Holes: 1 at 1/2", 4 at 7/16" Replaces A10225 | AMX57094 | \$ 38.00 | |
|  | Rock Share, Left Hand 18", 3/8" Thick 5 Holes: 1 at 1/2", 4 at 7/16" | AMX57095 | \$ 39.00 | |
|  | Shin, Right Hand 16" - 18", 5/16" Thick 2 Holes at 7/16" Replaces A15594 | AMX57096 | \$ 30.00 | |
|  | Shin, Left Hand 16" - 18", 5/16" Thick 2 Holes at 7/16" | AMX57097 | \$ 31.50 | |

Tillage

Plow Parts

Two Way Plow Parts—For Harrell Ag® and Long







| Description | | Part Number | Retail Price | Core |
|---|--|-------------|--------------|------|
| Application: | Recommended replacement for Harrell Ag® | | | |
|  | Double End Share 5 Bolt Holes Replaces 7900636, 7902836 | AMX57100 | \$ 36.00 | |
| | Double End Share, Hardfaced 5 Bolt Holes Replaces 7900636, 7902836 | AMX57123 | \$ 92.00 | |
| | Lower Shin, Chrome Reversible Replaces 7920836 | AMX57101 | \$ 30.00 | |
|  | Upper Shin, Steel Reversible Replaces 9820736 | AMX57102 | \$ 15.75 | |
|  | Landside, Long 1/2" Thick 4 Bolt Holes Replaces 218270B | AMX57104 | \$ 30.00 | |
| Application: | Recommended replacement for Harrell Ag® and Long | | | |
| | Landside, Short 1/2" Thick 2 Bolt Holes Replaces 79010W | AMX57103 | \$ 18.50 | |

Prices Subject to Change without Prior Notice. The use of original equipment manufacturer (OEM) part numbers or trademarks, e.g. Case® and John Deere®, are for reference purposes only and for indicating product use and compatibility. Our company and the listed replacement parts contained herein are not sponsored, approved or manufactured by the OEM. All parts are New unless designated Reman in the description.

Tillage

Plow Parts

Two Way Plow Parts—For John Deere®






| Description | | Part Number | Retail Price | Core |
|---|--|-------------|--------------|------|
| Application: | Recommended replacement for John Deere® | | | |
|  | Moldboard 19 7/8" x 17 1/2", 5/16" Thick 6 Bolt Holes Replaces P57264 | AMX57105 | \$ 162.00 | |
|  | Double End Share 27 1/2" Long, 4.50" Wide, 3/8" Thick 4 Bolt Holes Replaces 57043, 57270 | AMX57106 | \$ 34.50 | |
| | Double End Share, Hardfaced 27 1/2" Long, 4.50" Wide, 3/8" Thick 4 Bolt Holes Replaces 57043, 57270 | AMX57107 | \$ 92.00 | |
|  | Right Shin 3 Bolt Holes Replaces P57266 | AMX57021 | \$ 36.00 | |
|  | Left Shin 3 Bolt Holes Replaces P57265 | AMX57020 | \$ 36.00 | |
|  | Landside Reversible 8" x 11 1/2", 5/16" Thick 4 Bolt Holes Replaces P57522 | AMX57022 | \$ 53.00 | |
|  | Wear Pad 4" x 6 1/2", 1/2" Thick 2 Bolt Holes Replaces P57046 | AMX57023 | \$ 19.00 | |

Prices Subject to Change without Prior Notice. The use of original equipment manufacturer (OEM) part numbers or trademarks, e.g. Case® and John Deere®, are for reference purposes only and for indicating product use and compatibility. Our company and the listed replacement parts contained herein are not sponsored, approved or manufactured by the OEM. All parts are New unless designated Reman in the description.

Tillage


Plow Parts

Deep-Suck Shares

| Description | | Part Number | Retail Price | Core |
|---|---|-------------|--------------|------|
| Application: | Case IH® 7550, HSCS, HSCU, HSCXK, HSCXN (1995 and Later), HSCXT, HSES | | | |
|  | Deep-Suck Plow Share, Right Hand Hardfaced | AMX57147 | \$ 91.50 | |
|  | Deep-Suck Plow Share, Left Hand Hardfaced | AMX57148 | \$ 87.00 | |
| | Rock Share, Right Hand Hardfaced | AMX57149 | \$ 70.75 | |
|  | Rock Share, Left Hand Hardfaced | AMX57150 | \$ 75.00 | |
| Application: | Recommended replacement for International® | | | |
|  | Deep-Suck Plow Share, Right Hand 18", 3/8" Thick 4 Holes: 1 at 1/2", 3 at 7/16" Replaces 463254 | AMX57088 | \$ 36.00 | |
|  | Deep-Suck Plow Share, Left Hand 18", 3/8" Thick 4 Holes: 1 at 1/2", 3 at 7/16" | AMX57089 | \$ 43.50 | |

Miscellaneous Parts

Furrower Shovels

| Description | | Part Number | Retail Price | Core |
|---|---|-------------------|--------------|------|
| Application: | Universal Tillage | | | |
|  | Furrower Shovel 1/4" Thick 7/16" Bolt Holes, 1 1/4" - 2 1/4" Center-to-Center | 10" Wide AMX57025 | \$ 56.00 | |
| | | 12" Wide AMX57026 | \$ 58.00 | |
| | | 15" Wide AMX57027 | \$ 60.00 | |

Miscellaneous Parts



Fertilizer Knives

| Description | | Part Number | Retail Price | Core |
|--------------|--|-------------|--------------|------|
| Application: | Universal Tillage | | | |
| | Fertilizer Knife 13 1/2" Long, 3/8" Pipe w/ Chrome Insert 3/8" x 2" Shank Size, Back-Swept Knife | AMX57024 | \$ 44.00 | |

Tillage



Miscellaneous Parts

Crescent Holes

| Description | | Part Number | Retail Price | Core |
|---|--|-------------|--------------|------|
| Application: | Universal Tillage | | | |
|  | Crescent Hoe, Right Hand 6" x 1/4" 3/8" Bolt Holes, 1 1/4" - 2" Center | AMX57028 | \$ 15.60 | |
| | | | | |
|  | Crescent Hoe, Left Hand 6" x 1/4" 3/8" Bolt Holes, 1 1/4" - 2" Center | AMX57029 | \$ 15.60 | |
| | | | | |




Miscellaneous Parts

Chrome Points

| Description | | Part Number | Retail Price | Core |
|---|--|-------------|--------------|------|
| Application: | For John Deere® Spear Point, Acra-Plant, Crustbuster, Great Plains® and My-D Han-D | | | |
|  | Chrome Point | AMX57030 | \$ 22.50 | |
| | | | | |
| Application: | For Acra-Plant Z-6 Bolt-On Point | | | |
|  | Chrome Point | AMX57031 | \$ 25.00 | |
| | | | | |

Bolts and Nuts

Clipped Head Bolts







| Description | | Part Number | Retail Price | Core |
|---|--|-------------|--------------|------|
| Application: | Universal Tillage | | | |
|  | Clipped Head Bolt 7/16" Diameter, 1 1/4" Long | AMX57035 | \$ 1.05 | |
| | | | | |
|  | Clipped Head Bolt 7/16" Diameter, 1 1/2" Long | AMX57036 | \$ 1.05 | |
| | | | | |
|  | Clipped Head Bolt 1/2" Diameter, 1 3/8" Long | AMX57038 | \$ 1.20 | |
| | | | | |

Prices Subject to Change without Prior Notice. The use of original equipment manufacturer (OEM) part numbers or trademarks, e.g. Case® and John Deere®, are for reference purposes only and for indicating product use and compatibility. Our company and the listed replacement parts contained herein are not sponsored, approved or manufactured by the OEM. All parts are New unless designated Reman in the description.

Tillage


Bolts and Nuts

#3 Plow Head Bolts

| Description | | Part Number | Retail Price | Core |
|---|---|-------------|--------------|------|
| Application: | Universal Tillage | | | |
|  | Plow Head Bolt 7/16" Diameter, 1 1/2" Long | AMX57040 | \$ 1.25 | |
|  | Plow Head Bolt 7/16" Diameter, 1 3/4" Long | AMX57041 | \$ 1.25 | |
|  | Plow Head Bolt 7/16" Diameter, 2" Long | AMX57042 | \$ 1.05 | |
|  | Plow Head Bolt 7/16" Diameter, 2 1/2" Long | AMX57043 | \$ 1.28 | |
|  | Plow Head Bolt 1/2" Diameter, 1 3/4" Long | AMX57044 | \$ 1.53 | |
|  | Plow Head Bolt 5/8" Diameter, 2" Long | AMX57046 | \$ 2.10 | |

Bolts and Nuts

Special Head Bolts


| Description | | Part Number | Retail Price | Core |
|---|-----------------------------------|-------------|--------------|------|
| Application: | Universal Tillage | | | |
|  | Special Head Bolt 7/16" x 3/8" | AMX57047 | \$ 1.23 | |

Prices Subject to Change without Prior Notice. The use of original equipment manufacturer (OEM) part numbers or trademarks, e.g. Case® and John Deere®, are for reference purposes only and for indicating product use and compatibility. Our company and the listed replacement parts contained herein are not sponsored, approved or manufactured by the OEM. All parts are New unless designated Reman in the description.

Tillage




Bolts and Nuts

Elliptical Head Bolts

| Description | | Part Number | Retail Price | Core |
|---|--|-------------|--------------|------|
| Application: | Universal Tillage | | | |
|  | Elliptical Head Bolt 3/8" Diameter, 1 1/2" Long | AMX57055 | \$ 1.00 | |

Bolts and Nuts

Hex Head Nuts

| Description | | Part Number | Retail Price | Core |
|---|---------------------|-------------|--------------|------|
| Application: | Universal Tillage | | | |
|  | Hex Head Nut, 3/8" | AMX57048 | \$ 0.15 | |
|  | Hex Head Nut, 7/16" | AMX57049 | \$ 0.23 | |
|  | Hex Head Nut, 5/8" | AMX57051 | \$ 0.66 | |

Prices Subject to Change without Prior Notice. The use of original equipment manufacturer (OEM) part numbers or trademarks, e.g. Case® and John Deere®, are for reference purposes only and for indicating product use and compatibility. Our company and the listed replacement parts contained herein are not sponsored, approved or manufactured by the OEM. All parts are New unless designated Reman in the description.

Tillage

Bolts and Nuts


Disc Gang Bolts and Parts

| Description | Part Number | Retail Price | Core |
|---|-------------|--------------|------|
| Application: Case IH® Discs: 350, 370, International® Discs: 330, 490 | | | |
| Gang Bolt 71.90" Long For 1 1/8" Square Axle | AM472586R2 | \$ 83.00 | |
| Application: Case IH® Discs: 350, 370, 475, 485, 496, 760, International® Discs: 330, 470, 480, 490 | | | |
| Gang Bolt 76.40" Long For 1 1/8" Square Axle | AM468582R2 | \$ 89.00 | |
| Application: Case IH® Discs: 350, 370, 475, 496, International® Discs: 330, 470, 480, 490 | | | |
| Gang Bolt 79.40" Long For 1 1/8" Square Axle | AM468583R2 | \$ 109.00 | |
| Application: Case IH® Discs: 350, 370, 475, 496, 760, International® Discs: 470, 475, 480, 490, 610 | | | |
| Gang Bolt 67.40" Long For 1 1/8" Square Axle | AM652939R2 | \$ 73.00 | |
| Application: Case IH® Discs: 350, 370, 485, 496, 760, International® Discs: 330, 480 | | | |
| Gang Bolt 57.60" Long For 1 1/8" Square Axle | AM471015R1 | \$ 60.00 | |
| Application: Case IH® Discs: 350, 370, 496, International® Discs: 330, 480, 490 | | | |
| Gang Bolt 49" Long For 1 1/8" Square Axle | AM471014R1 | \$ 60.00 | |
| Application: Case IH® Discs: 350, 475, 485, 760, International® Discs: 350, 470, 480, 490 | | | |
| Gang Bolt 0.25" Long For 1 1/8" Square Axle | AM468607R1 | \$ 46.50 | |
| Application: Case IH® Discs: 350, 496, International® Discs: 470, 490 | | | |
| Gang Bolt 85.50" Long For 1 1/8" Square Axle | AM48144R1 | \$ 100.00 | |
| Application: Case IH® Discs: 475, 496, 760, International® Discs: 470, 475, 480, 490 | | | |
| Gang Bolt 94.60" Long For 1 1/8" Square Axle | AM487168R1 | \$ 106.00 | |
| Application: Case IH® Discs: 37, 46, 48, 60, 61, 120, 122, 130, 132, 150, 330, 340, 345, 350, 470, 475, 480, 485, 490, 496, 610, 760, 3800, 3850, 3900, 3950, RMX340, New Holland® Disc: ST440 | | | |
| Flanged Disc Bearing 5" Overall Width, 0.531" Hole Diameter Round Bore, Greaseable Replaces 737321R93, SN3215 | AMST491A | \$ 28.00 | |
| Application: John Deere® Discs: 310, 315, 330, 331, 335, 340, 350, 355, 360, 370, 637, 640, 650, 670 | | | |
| Gang Bearing | AMAA30942 | \$ 44.00 | |



Tillage

Deep Tillage Parts Ripper Points

| Description | | Part Number | Retail Price | Core |
|---|---|-------------|--------------|------|
| Application: | Fits Case®, John Deere® and Landoll® | | | |
|  | Ripper Point | AMX57134 | \$ 28.75 | |
| | 1" Thick, 2" x 13" Point Size | | | |
| | 1/2" Plow Head Bolt Size, 3" Center | | | |
| | | | | |
| Application: | Recommended replacement for M&W and Sunflower® Subsoiler Points | | | |
| | Ripper Point | AMX57135 | \$ 153.00 | |
| | 2 1/2" x 12" Point Size, 1 1/4" Shank Size | | | |
| | 1/2" x 2 1/2" Pin/Bolt Size | | | |
| | Comes w/ extra heavy-duty chrome-footed cap | | | |

Deep Tillage Parts Bearings

| Description | | Part Number | Retail Price | Core |
|---------------------|--|--|--------------|-----------|
| Application: | Discs: 2620, 2623, 2625, Rippers: 2720, 2730 | | | |
| | | | | |
| | | Bearing Kit w/ Nylon Liners | AMAKK16196 | \$ 104.00 |
| | | 2.195" ID, 3.937" OD Non-Greasable Replaces AN241911 | | |

Deep Tillage Parts Row Unit Components

| Description | | Part Number | Retail Price | Core |
|---------------------|---|-----------------|--------------|-----------|
| Application: | John Deere® Discs: 2630, 2633, 2635, Ripper: 2720 | | | |
| | | | | |
| | | Position Sensor | AMAXE14245 | \$ 111.50 |



Ag Replacement Parts

Honest. Personal. Service.



Grammer® Seats

You spend a lot of time in your cab, and having high-quality seating is about more than being comfortable. It's about protecting your back and keeping you going. Whether you need to make a repair or want a plug-and-play replacement, we can help with our extensive inventory of Grammer® seats.

Grammer® seats are the gold standard for cab seats. These extremely durable seats are plug-and-play, so you can easily install them and get back in the field. We offer models with mechanical and air ride suspensions, so you can find a seat that fits you (and your farm equipment) perfectly.

We also offer buddy seats, assemblies and individual components including cushions, suspensions and

additional replacement parts. We have you covered for many makes and models, including John Deere®, Case IH®, International®, New Holland®, Bobcat® and more.

For more than 40 years, Abilene Machine has been helping distributors, dealers and repair shops like yours succeed by providing top-rated parts at great prices — all with exceptional service. See how our family-owned company can help your business grow.

Abilene, Kansas
Bishopville, South Carolina
Sioux Falls, South Dakota
Billings, Montana

785-670-6741
AbileneMachine.com

All parts are new unless designated remanufactured in the description. Products listed are replacement parts only — not original equipment manufacturers. OEM names and brands are used for identification purposes only.



Abilene Machine LLC
P.O. Box 129
Abilene, KS 67410
(785) 670-6741

Honest. Personal. Service.



Abilene Machine LLC
(785) 670-6741



AbileneMachine.com

©2024 Abilene Machine LLC. Abilene Machine® is a registered trademark of Abilene Machine LLC.



Follow Abilene Machine
on Facebook

November 2024