



AbileneMachine[®]
Ag Replacement Parts

**FOR KUBOTA[®]
TRACTORS**

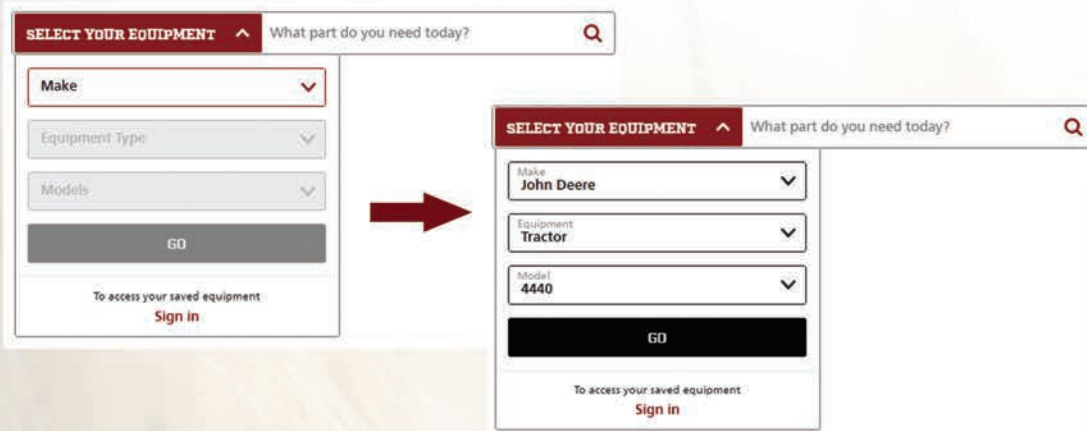


AbileneMachine.com

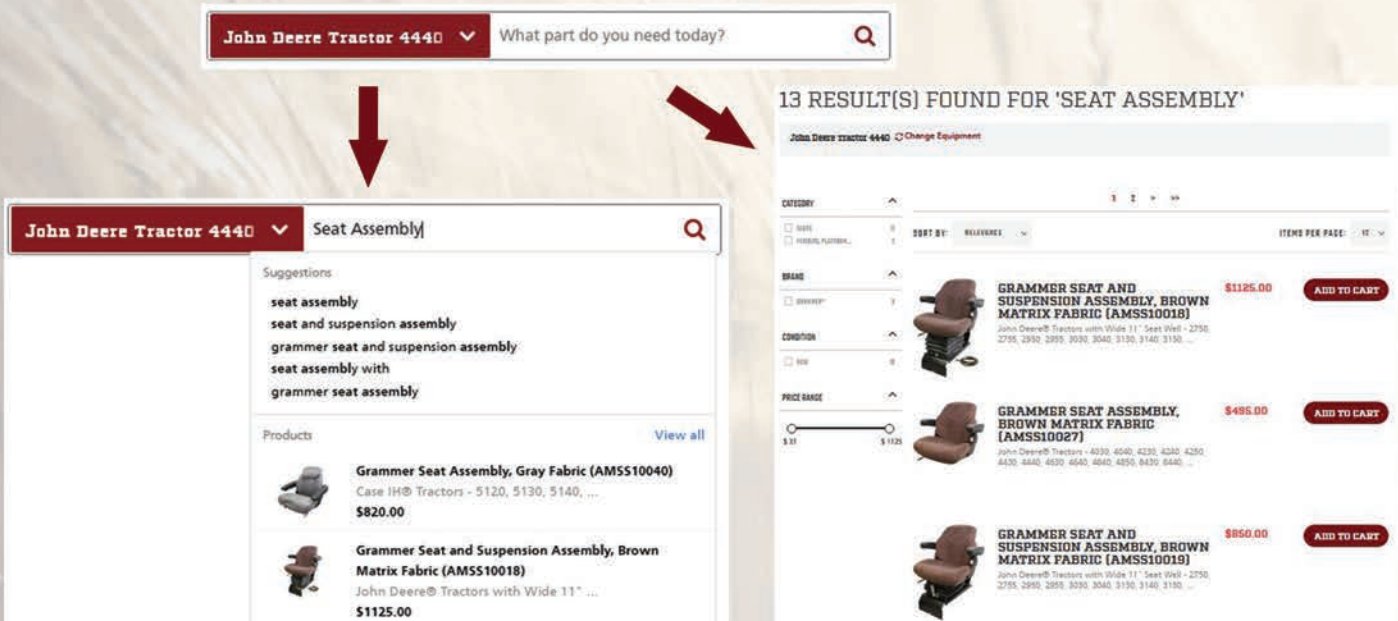
NEW My Shed Feature on AbileneMachine.com

A new way to narrow down your parts search geared specifically to your equipment

Select the make, equipment and model of your machine in the dropdown menus located at the top of the home page. Click the "Go" button.



With your equipment selected, enter the product you are searching for (or part number if you have it). Suggested results will be displayed, or press enter to go to a list of all product results for your machine.



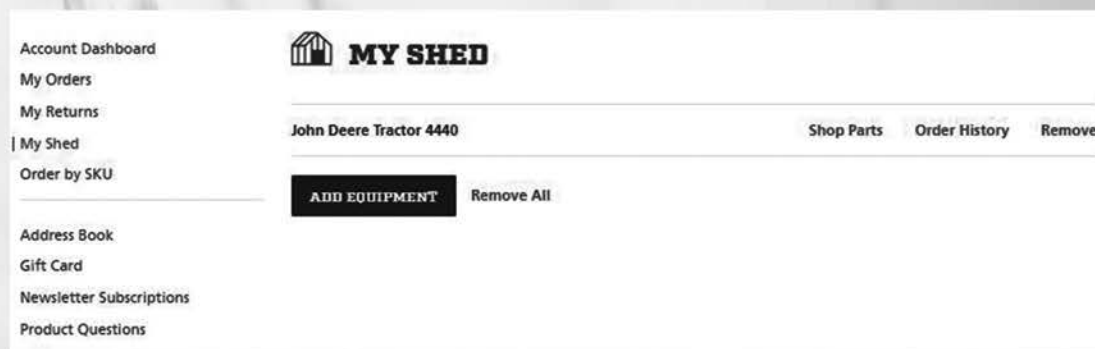
With the My Shed feature, your equipment selections can now be saved to your account to make future searching convenient and easy!

Once you create an account to access "My Shed," your equipment can be saved and you can also view past order history. This makes yearly maintenance easier and faster when it comes to getting the parts you need.

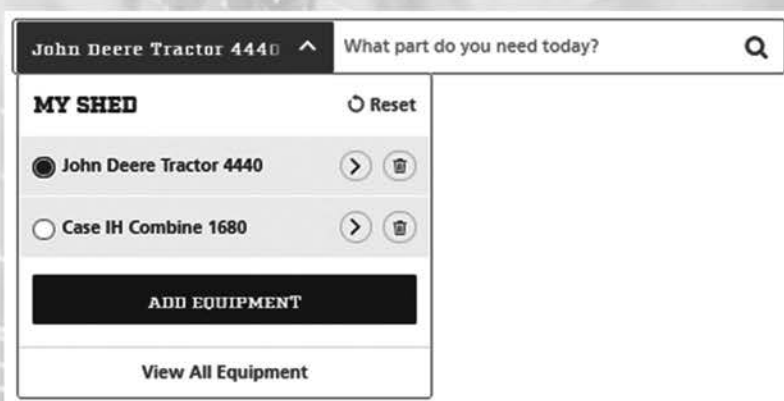
To create an account, select the Account icon to the right of the search bar and select "Create an account."



Follow the next screen to enter your information and create the account. If you made an equipment selection in the parts search, it will automatically be added to "My Shed" and will also be viewable on your Account Dashboard. Additional equipment can be added by clicking the "Add Equipment" button from either screen (prompts the dropdown menu at the top to open again) or by going directly to the parts search at the top of the page and making a new selection. When you hit "Go," this selection is automatically added to your shed.



Quickly switch between equipment in your Shed by clicking the dropdown menu at the top of the page and selecting between machines. The page will reload to that selection and is ready to search for the products you need. As a thank you for reading about our new My Shed program, please use the code MYSHED for a 5% discount on one order through December 31, 2023.



Abilene Machine LLC

Abilene, Kansas
Bishopville, South Carolina
Sioux Falls, South Dakota
Billings, Montana

785-670-6741 | abilenemachine.com

Kubota® —Tractor

Table of Contents

| | | | |
|---|----|---------------------------------|----|
| Air Conditioning Parts and Components | 26 | PTO Shafts | 19 |
| Alternators | 12 | Radiator Hoses | 5 |
| Belts | 7 | Radiators and Components | 2 |
| Drawbars | 17 | Rear Axle Components | 20 |
| Fuel Lift Pumps and Components | 8 | Rockshaft Components | 29 |
| Glass | 25 | Spindles | 16 |
| Hydraulic Pumps and Components | 18 | Starters | 11 |
| Injectors | 9 | Steering Arms | 17 |
| Lift Link Assemblies and Components | 21 | Steering Components | 21 |
| Lighting | 22 | Steering Gearbox Assembly | 20 |
| Manifolds and Components | 9 | Steering Shafts | 20 |
| Mechanical Front Wheel Drive Parts | 14 | Steering Wheels and Caps | 21 |
| MFWD Differentials and Components | 14 | Tie Rods and Components | 15 |
| MFWD Hubs and Housing | 15 | Top Link Assemblies | 21 |
| Mufflers and Exhaust | 9 | Transmission Components | 18 |
| Oil Pump, Engine | 2 | Water Pumps | 7 |
| Power Steering Cylinders and Components | 20 | Wheel Hubs and Components | 17 |
| PTO Adapters | 19 | | |

Oil Pump, Engine

| Application | Description | Part Number | Retail Price | Core |
|--|---|---------------|--------------|------|
| L35, L355, L2500, L2600, L2800, L2850, L2900, L3000, L3010, L3250, L3300, L3350, L3400, L3450, L3600, L3650, L3710, L4200, L4300, L4310, L4350, L4400, L4610, M4030 | Engine Oil Pump Replaces 5471-35010, 15471-35012 | AM15471-35013 | \$ 81.00 | |
| B20, B21, B26, B1700, B1750, B2100, B2150, B2320, B2400, B2410, B2620, B2630, B2650, B2710, B2910, B2920, B3000, B3030, B3200, B3300, B3350, B4200, B6200, B7200, B7300, B7400, B7410, B7410D, B7500, B7500D, B7510, B7510D, B7610, B7800, B8200, B9200, BX22, BX22D, BX23, BX23D, BX24, BX25, BX1500, BX1800, BX1830, BX1850, BX1850D, BX1860, BX1870, BX2200, BX2200D, BX2230, BX2230D, BX2350, BX2360, BX2370, BX2370-1, BX2660, L39, L45, L47, L48, L235, L275, L2501, L2600, L2800, L3000, L3130, L3200, L3240, L3350, L3400, L3430, L3540, L3560, L3700, L3710, L3750, L3800, L3830, L3940, L4060, L4150, L4240, L4300, L4310, L4330, L4400, L4600, L4610, L4630, L4740, L4760, L5030, L5040, L5060, L5240, L5460, L5740, L6060, M4D-061, M4D-071, M4N-071, M5-091, M5-111, M5L-111, M5N-091, M5N-111, M59, M62, M95S, M105S, M4800SU, M4900, M5660, M5700, M6060, M7060, M8560, M9960, MX4700, MX5000, MX5100 | Oil Sender Switch Replaces 15521-39010, 15531-39013, 15531-39014 | AM1A024-39010 | \$ 20.00 | |



Radiators and Components

| Application | Description | Part Number | Retail Price | Core |
|---|--|---------------|--------------|------|
| B2400D, B2400E, B2400HSD, B2400HSE | Radiator Core: 12 7/8" x 15 1/2" x 2" 2 Rows | AM6C040-58520 | \$ 775.00 | |
| B2410HSD, B2410HSDB, B2410HSE, B2710HSD, F2260, F2560, F2560E | Radiator Core: 12 3/4" x 15 3/8" x 1 7/8" | AM6C070-58520 | \$ 615.00 | |
| B3000HSDC, B3000HSDCC, B3030HSDC, B3030HSDCC | Radiator Aluminum Core: 16 15/16" x 13 3/4" 2 Rows, 11 Fins per Inch Includes Cap w/ 0.90 PSI | AM6C230-58520 | \$ 270.00 | |

Kubota® — Tractor

| Application | Description | Part Number | Retail Price | Core |
|--|--|---------------|--------------|------|
| B6100, B7100 w/ OEM 16 mm Drain Cock Port | Radiator Overall: 14 3/8" x 16 1/2" Core: 13 1/8" x 10 3/4" x 1 3/4" 3 Rows, 12 Serpentine Fins per Inch w/ OEM 16 mm Drain Cock Port Replaces 15553-72110, 15553-72111 | AM15553-72060 | \$ 480.00 | |
| (B6100, B7100 - w/o HST Transmission) | Radiator Core: 13" x 10 5/8" 3 Rows, 12 Fins per Inch Replaces 15371-72110 | AM15371-72060 | \$ 304.00 | |
| B7410D, B7500D, B7500DTN, B7500HSD, B7510D, B7510DN, B7510HSD, B7510HSDTR, B7610HSD | Radiator Aluminum Core: 13 1/2" x 11 3/4" 2 Rows, 11 Fins per Inch Includes Cap w/ 0.90 PSI Replaces 6C120-58502, 6C170-58521 | AM6C120-58500 | \$ 187.00 | |
| B7510 | Radiator Overall: 17 1/8" x 16 3/16" Core: 15 3/8" x 12 3/4" x 1 7/8" 2 Rows, 10 Serpentine Fins per Inch | AM6C170-58520 | \$ 540.00 | |
| BX23S, BX24D, BX25, BX25DLB, BX25DLB-1, BX1850D, BX1860, BX1870, BX1870-1, BX1880, BX2350D, BX2360, BX2370, BX2370-1, BX2380 | Radiator Aluminum Core: 13 1/2" x 12 3/4" 2 Rows, 11 Fins per Inch Includes Cap w/ 0.90 PSI | AMK2581-85010 | \$ 107.00 | |
| L175 | Radiator Core: 10 3/4" x 14" x 2" Replaces 15221-72063, 15228-72060 | AM15221-72060 | \$ 250.00 | |
| L235, L245, L275, L2050, L2350, L2500 | Radiator Core: 12 3/4" x 13" x 1 3/4" 3 Rows, 16 Fins per Inch | AM15575-72060 | \$ 300.00 | |
| L285, L295, L305, L345, L355 | Radiator Core: 13 7/8" x 16 3/4" x 2" Replaces 15401-42060, 15401-72060 | AM15301-72060 | \$ 295.00 | |
| L295DT BSN 001031 & ASN 007245, L295F ASN 007615, L305DT, L305F, L355SS | Radiator Core: 19 3/4" x 18 1/2" x 2" 3 Rows, 8 Fins per Inch | AM15411-72062 | \$ 1043.00 | |
| L2000, L2001, L2200 | Radiator Replaces 15321-72111 | AM15321-72061 | \$ 471.50 | |
| L2250, L2550 | Radiator Core: 14 3/4" x 16 1/4" x 1 1/4" Replaces 17321-72060 | AM17331-72060 | \$ 301.00 | |
| L2600DT, L2600F, L2800DT, L2800F, L2800HST, L3000DT, L3000F, L3400DT, L3400F, L3400HST, L3700SU, L4300DT, L4300F | Radiator Aluminum Core: 17 1/4" x 13 3/4" 2 Rows, 11 Fins per Inch Includes Cap w/ 0.90 PSI | AMTC020-16000 | \$ 270.00 | |
| L2650DT, L2650DTGST, L2650DTWET, L2650F, L2950DT, L2950DTGST, L2950DTWET, L2950F | Radiator Overall: 15 3/4" x 18 1/2" Core: 15" x 14 3/4" x 1 1/4" 2 Rows, 12 Fins per Inch | AM17367-72060 | \$ 445.00 | |
| L2850DT, L2850DT-GST, L2850F, L3250DT, L3250F | Radiator Core: 15 13/16" x 16 9/16" x 1 1/2" | AM17355-72060 | \$ 813.00 | |
| L3130DT, L3130F, L3130GST, L3130HST, L3430DT, L3430GST, L3430HST, L3430HSTC | Radiator Core: 17.598" x 18.307" 1 Row, 11 Fins per Inch | AMT1060-16010 | \$ 377.00 | |
| L3240DT, L3240F, L3240GST, L3240HST, L3240HSTC | Radiator Core: 17.598" x 17.717" x 1.063" | AMTD110-16010 | \$ 377.00 | |
| L3240DT3, L3240F3, L3240GST3, L3240HST3, L3240HSTC3 | Radiator w/o Shroud Core: 15.748" x 17.795" x 1.89" | AMT1880-16002 | \$ 430.00 | |
| L3450DT, L3450F, L3450ST, L3450G, L3650DT, L3650DTGST, L3650F | Radiator Overall: 17 3/8" x 20 5/8" Core: 16 3/4" x 15 7/8" x 1 1/4" | AM16743-72060 | \$ 370.00 | |

Kubota® — Tractor

| Application | Description | Part Number | Retail Price | Core |
|---|--|---------------|--------------|------|
| L3750, L4150 | Radiator Core: 16 3/4" x 19 1/2" x 2" This radiator has a 1/2" off-center connection on the grille side of the bottom tank Replaces 17365-72060 | AM17381-72060 | \$ 350.00 | |
| L3830DT, L3830F, L3830GST, L3830HST, L4330DT, L4330GST, L4330HST, L4330HSTC, L4630DT, L4630GST, L4630GSTC, L4630HST | Radiator Aluminum Core: 17 5/16" x 17 3/4" 2 Rows, 11 Fins per Inch Includes Cap w/ 0.90 PSI | AMT1150-16010 | \$ 310.00 | |
| L4400DT, L4400F, L4400H | Radiator w/o Shroud Core: 19.488" x 19.882" x 1.417" | AMTC230-99600 | \$ 468.00 | |
| L4850, L5450 | Radiator Core: 16 3/4" x 19 1/2" x 2" | AM32590-10210 | \$ 340.00 | |
| M100GXDT, M100XDTC, M108SDS2, M108SDSC, M108SDSC2, M108SDSF, M108SDSL, M108SDSL2, M108SDSL2S, M108SDSLS, M108SH, M108SHC, M108SHD, M108SHDC, M108SHDC2, M108SSDS, M108XDTC, M110GXDT, M110XDTC, M4N-071HD12, M4N-071HDC12, M4N-071HDRC12, M8540DT, M8540DT1, M8540DTC, M8540DTC1, M8540F, M8540F1, M8540FC, M8540FC1, M8540HD, M8540HD1, M8540HD12, M8540HD121, M8540HDC, M8540HDC1, M8540HDC12, M8540HDC121, M8540HDNB, M8540HDNB1, M8540HDNBC, M8540HDNBC10, M8540HDNBPC, M8560HD, M8560HD12, M8560HDC, M8560HDC12, M8560HF, M8560HFC, M9540DT, M9540DT1, M9540DTC, M9540DTC1, M9540F, M9540F1, M9540FC, M9540FC1, M9540HD, M9540HD1, M9540HD12, M9540HD121, M9540HDC, M9540HDC1, M9540HDC12, M9540HDC121, M9540HDC241, M9540HDCLTD, M9540HDL, M9540HDL1, M9540HDL1S, M9540HFL, M9540HFL1, M9540HFL1S, M96SDS, M96SDSC, M96SH, M96SHDM, M9960HD, M9960HD12, M9960HDC, M9960HDC12, M9960HDC24, M9960HDL, M9960HDLSN, M9960HF, M9960HFC | Radiator Aluminum Core: 19 1/8" x 19 1/8" 2 Rows, 12.70 Fins per Inch Includes Cap w/ 0.90 PSI | AM3C081-17100 | \$ 308.00 | |
| M550, M5500, M6030 Late, M7030, M7500, M8030 | Radiator Core: 17 1/2" x 18 1/16" x 2" Replaces 15708-72060, 15714-72060, 15718-72060 | AM15453-72060 | \$ 320.00 | |
| M4030, M4030DT, M5030, M5030DT, M5030SU, M5030SUMDT | Radiator Core: 19 9/16 x 18 11/16" | AM17301-72060 | \$ 485.00 | |
| M4050, M4050DT, M4500, M4500DT | Radiator Overall: 20" x 21 1/2" Core: 19 1/2" x 16 3/4" x 2 1/2" 4 Rows | AM15612-72060 | \$ 375.00 | |
| M4950, (M4950DTS, M4950S Late) | Radiator Overall: 20" x 23 3/8" Core: 19 1/2" x 18 3/4" x 2 1/2" | AM15621-72063 | \$ 395.00 | |
| M5040DT, M5040DT1, M5040DTC, M5040DTC1, M5040F, M5040F1, M5040FC, M5040FC1, M5040HD, M5040HD1, M5040HDC, M5040HDC1, M5140DT, M5140DTC, M5140F, M5140FC, M5140HD, M5140HDC, M5640SU, M5640SUD, M5640SUD1, M5660SUH, M5660SUHD, M6040DT, M6040DT1, M6040DTC, M6040DTC1, M6040F, M6040F1, M6040FC, M6040FC1, M6040HD, M6040HD1, M6040HDC, M6040HDC1, M6040HDNB, M6040HDNB1, M6060HD, M6060HDC, M6060HFC, M7040DT, M7040DT1, M7040DTC, M7040DTC1, M7040F, M7040F1, M7040FC, M7040FC1, M7040HD, M7040HD1, M7040HDC, M7040HDC1, M7040HDCLTD, M7040HDNB, M7040HDNB1, M7040HDNBC, M7040SU, M7040SUD, M7040SUH, M7040SUHD, M7060HD, M7060HD12, M7060HDC, M7060HDC12, M7060HFC | Radiator Aluminum Core: 19" x 17 3/4" 2 Rows, 12.70 Fins per Inch Includes Cap w/ 0.90 PSI | AM3C001-17100 | \$ 295.00 | |
| M5950, M6950, M6970, M7580, M7980, M7950, M7970, M8580 | Radiator Core: 17 1/2" x 18 1/4" x 2" Replaces 15482-72060, 15482-99280, 15571-72064, 15572-72060 | AM15482-99280 | \$ 340.00 | |

Kubota® —Tractor

| Application | Description | Part Number | Retail Price | Core |
|---|---|---------------|--------------|------|
| M6030 Early, M6030DT, M6030DTN, M6030DTNB | Radiator Core: 18" x 17 1/2" x 2 1/8" 3 Rows, 8 Fins per Inch Extra 1/2" Port to the Left of Bottom Hose Connection | AM15725-72060 | \$ 370.00 | |
| (M6800, M6800DT, M6800HDC, M6800S, M6800SDT - w/ Cab), (M8200, M8200DT, M8200HD, M8200SDTN, M9000, M9000DT, M9000DTM, M9000HD, M9000HDL-F - w/o Cab, Low Profile) | Radiator Overall: 19 3/4" x 23" Core: 19 1/4" x 19" x 2 7/16" 4 Rows, 12 Fins per Inch | AM3A151-17100 | \$ 495.00 | |
| M7950, M7950DT, M7950DTS, M7970DT | Radiator w/ 9/16" Heater Outlet Core: 19 3/4" x 18 1/2" x 2" 3 Rows, 8 Fins per Inch | AM15483-72060 | \$ 1173.00 | |
| L4850, L5450, M7030 | Radiator Core: 19 1/2" x 16 3/4" x 2" | AM16504-72060 | \$ 375.00 | |
| M8200, M8200DT, M8200HDC, M8200SDTN, M9000, M9000DT, M9000DTMC, M9000HDC | Radiator Core: 19 7/8" x 26 1/4" x 2 7/16" | AM3A75117100 | \$ 600.00 | |
| MX4700DT, MX4700F, MX4700H, MX5100DT, MX5100F, MX5100H | Radiator w/o Shroud Core: 17.717" x 18.701" x 1.417" | AMTC250-99602 | \$ 468.00 | |
| L355, L1802, L2002, L2402 | Fan, 7 Blade Replaces 15501-74110, 15511-74110 | AM15521-74110 | \$ 28.50 | |

Radiator Hoses



| Application | Description | Part Number | Retail Price | Core |
|---|---|---------------|--------------|------|
| B26, B2710HSD, B2910HSD, B3030HSD, B3200HSD, B3200HSDWO, B3300SUHSD, B7800HSD | Radiator Hose, Upper 1.062" ID | AM6C070-58630 | \$ 17.00 | |
| B7200 2WD ASN 20000 & 4WD ASN 60000 | Radiator Hose, Upper 1" ID | AM15531-72940 | \$ 10.00 | |
| L175, L185 | Radiator Hose, Upper 1.312" ID | AM15221-72940 | \$ 19.00 | |
| L225, L235, L245, L245H, L275, L285, L295, L305, L345, L355, L2050 BSN 10749 | Radiator Hose, Upper 1.312" ID | AM15321-72940 | \$ 7.00 | |
| L285, L295, L305, L345, L355 | Radiator Hose, Upper 1.312" ID | AM15401-72940 | \$ 8.00 | |
| L2250, L2550, L2850, L3250 | Radiator Hose, Upper Front 1.312" ID | AM31351-18010 | \$ 6.00 | |
| | Radiator Hose, Upper Rear 1.312" ID | AM31351-18020 | \$ 16.00 | |
| L2650, L2950, L3450, L3650 | Radiator Hose, Upper 1.312" ID | AM30400-88310 | \$ 19.00 | |
| L2900, L3300 | Radiator Hose, Upper 1.375" ID | AM34070-16120 | \$ 13.00 | |
| L3750, L4150 | Radiator Hose, Upper 1.312" ID | AM32530-10552 | \$ 12.00 | |
| M4N-071, M8540, M8560, M9540, M9960 | Radiator Hose, Upper | AM3C081-17460 | \$ 28.00 | |
| M4000 | Radiator Hose, Upper 1.375" ID | AM15601-72940 | \$ 11.00 | |
| M4050, M4500 | Radiator Hose, Upper 1.375" ID | AM15612-72940 | \$ 24.00 | |
| (M5950, M6950 ASN 17834), (M5950-S, M6950-S - 2WD ASN 20001 & 4WD ASN 60001), M6030, M6970, M7030, M7030SU, M8030, (M7950 ASN 17834, M7950-S, M7970 - w/o Cab) | Radiator Hose, Upper 1.75" ID | AM15481-72940 | \$ 31.00 | |
| M7030 Narrow, Vineyard | Radiator Hose, Upper 1.312" & 1.75" ID | AM16504-72940 | \$ 23.00 | |
| (M7950, M7950-S, M7970 - w/ Cab) | Radiator Hose, Upper 1.812" ID | AM15441-72950 | \$ 31.00 | |

Prices Subject to Change without Prior Notice. The use of original equipment manufacturer (OEM) part numbers or trademarks, e.g. Case® and John Deere®, are for reference purposes only and for indicating product use and compatibility. Our company and the listed replacement parts contained herein are not sponsored, approved or manufactured by the OEM. All parts are New unless designated Reman in the description.

Kubota® — Tractor

| Application | Description | Part Number | Retail Price | Core |
|---|---|---------------|--------------|------|
| M8950, M8950-S, M8970, M9580 ASN 60080 | Radiator Hose, Upper 1.312" ID | AM15484-72940 | \$ 34.00 | |
| B26, B2710HSD, B2910HSD, B3030HSD, B3200HSD, B3200HSDWO, B3300SUHSD, B7800HSD | Radiator Hose, Lower 1.062" & 1.187" ID | AM6C070-58570 | \$ 23.00 | |
| B2320DT, B2320DTWO, B2320HSD, B2620HSD, B2920HSD, B7500D, B7500DTN, B7500HSD, B7510D, B7510DN, B7510HSD, B7510HSDTR, B7610HSD | Radiator Hose, Lower 1.062" & 1.187" ID | AM6A320-58570 | \$ 19.00 | |
| B7200 | Radiator Hose, Lower 1" ID | AM15531-72850 | \$ 7.00 | |
| L175, L185 | Radiator Hose, Lower 1.312" ID | AM15221-72850 | \$ 18.00 | |
| L225, L235, L245, L245H, L275, L285, L295, L305, L345, L355, L2050 BSN 10749 | Radiator Hose, Lower 1.312" ID | AM15321-72850 | \$ 6.35 | |
| L2250, L2550 | Radiator Hose, Lower Front 1.312" ID | AM31351-18050 | \$ 9.00 | |
| | Radiator Hose, Lower Rear 1.312" ID | AM31351-18060 | \$ 11.00 | |
| L2800DT, L2800F, L2800HST, L3400DT, L3400F, L3400HST, L3700SU | Radiator Hose, Lower | AMTC220-16140 | \$ 20.00 | |
| L2050DT, L2050F ASN 010750 | Radiator Hose, Lower | AM35010-88360 | \$ 10.00 | |
| L2850, L3250 | Radiator Hose, Lower Front 1.312" ID | AM32430-18050 | \$ 12.00 | |
| | Radiator Hose, Lower Rear 1.312" ID | AM32430-18060 | \$ 13.00 | |
| L2900, L3300, L3600, L4200 | Radiator Hose, Lower 1.312" ID | AM34070-80390 | \$ 18.00 | |
| L3350, L4350 | Radiator Hose, Lower 1.312" ID | AM17365-72850 | \$ 31.00 | |
| L3750, L4150, L4850, L5450 | Radiator Hose, Lower 1.312" ID | AM17381-72850 | \$ 18.00 | |
| L4600DT, L4600F, L4600H | Radiator Hose, Lower | AMTC432-16140 | \$ 41.00 | |
| M4000 | Radiator Hose, Lower 1.312" ID Replaces 1560172851 | AM15601-72850 | \$ 16.00 | |
| M4030, M4950, M4950S, M5030 | Radiator Hose, Lower 1.25" ID | AM15621-72852 | \$ 14.00 | |
| M4050, M4500 | Radiator Hose, Lower 1.312" ID | AM15612-72850 | \$ 11.00 | |
| M4950, M4950S | Radiator Hose, Lower 1.312" ID | AM15622-72852 | \$ 8.00 | |
| M5500, M7500 | Radiator Hose, Lower Short Hose 1.50" ID | AM15701-72850 | \$ 9.00 | |
| M5950, M5950-S, M6030, M6950, M6950-S, M6970, M7030, M7030SU, M7950, M7950-S, M7970, M8030, M8950, M8950-S, M8970 | Radiator Hose, Lower 1.437" ID | AM15571-72853 | \$ 36.00 | |
| M7580, M8580, M9580 | Radiator Hose, Lower 1.437" ID | AM16541-72850 | \$ 22.00 | |
| M8540, M9540 | Radiator Hose, Lower | AM3C081-17450 | \$ 40.00 | |
| B20, B1550, B1750, B2150, B5200, B6200 w/ HST Transmission or Gear Drive Engine ASN 369055, B7200, B8200, B9200 | Radiator Hose Water Pump to Water Pipe Hose 1" ID | AM15531-72870 | \$ 6.00 | |
| L305, L345, L355, L3350, L4150, L4350, L4850, L5450, M4050, M4500, M5030 | Heater, Lower Radiator Hose 600 Watts For 1.50" Diameter Hose | AM70000-82500 | \$ 75.00 | |

Kubota® — Tractor

| Application | Description | Part Number | Retail Price | Core |
|--|-------------------------------|---------------|--------------|------|
| K4030, L235, L275, L285, L1802, L2002, L2202, L2402, L2500, L2550, L2600, L2900, L2950, L3000, L3010, L3250, L3350, L3410, L3450, L3600, L3650, L3710, L4200, L4300, L4310, L4350, L4850DT, L5450, M4700, M4900, M5030, M5400, M5700, Excavators: K91H, KH66H, KH101, KH151, KX101, KX121, KX151, KX161-2, Loaders: R400, R410, R420, R510, R520 | Bypass Hose | AM15321-73340 | \$ 14.50 | |
| KH191, KH28L, L245, L285, L295, L305, L345, L2000, L2201, L2600, M4850DT, M4950 | Bypass Hose | AM15321-73350 | \$ 7.00 | |
| B20, B5200, B6200 2WD ASN 020000 or 4WD ASN 060000, B7200, B8200, B9200 | Drain Hose | AM15741-73130 | \$ 8.00 | |
| B7500, B7510, B7610 | Drain Hose, Lower 0.47" ID | AM6A320-58690 | \$ 7.00 | |



Water Pumps

| Application | Description | Part Number | Retail Price | Core |
|--|---|---------------|--------------|----------|
| B20, B1550, B1750, B2150, B5200, B6200, B7200, B8200, B9200 | Water Pump | AM15534-73030 | \$ 102.00 | |
| B2650, B3000, B3030, B3350 | Water Pump Replaces 16326-73030 | AM16326-73033 | \$ 106.00 | |
| B8200 Gear Drive Engine BSN 373345 | Water Pump w/ Pulley Replaces 15531-73030 | AM15552-73030 | \$ 102.00 | |
| L47, L3560, L4060, L4701, L4760, L5060, L5460, L6060, M62, M5140, M5640, M5660, MX4800, MX5200, MX5800 | Water Pump Replaces 1G928-73030, 1G928-73032, 1G928-73034 | AM1G928-73035 | \$ 132.00 | |
| L225, L225DT, L245 BSN 14147, L245H | Water Pump w/ Pulley 3/8" Groove | AM15321-73032 | \$ 58.00 | |
| L235, L275, L355, L3350, L4350 Replaces 15521-73030, 15521-73033, 15521-73035, 15521-73039 | Water Pump Includes Mounting Gasket | AM6653941 | \$ 56.00 | |
| KJS130D, KJS130DX, KJS150V, KJS150VX, KJT210V, KJT210VX, L235, L275, L355, L3350, L4350, L4350DT | Water Pump w/ Hub Replaces 15521-73035, 15521-73039 | AM15521-73033 | \$ 78.00 | |
| L245 ASN 14147, L245DT | Water Pump w/ Pulley | AM15341-73030 | \$ 136.00 | |
| L2050, L2250, L2350, L2500, L2550, L2600, L2650, L2800, L2850, L2900, L2950, L3000, L3010, L3130, L3240, L3250, L3300, L3400, L3410, L3430, L3450, L3540, L3600, L3650, L3710, L3830, L3940, L4200, L4240, L4300, L4310, L4400, L4610, L4630, L4740, L4850, L5450, M4030SU, M4700, M4800SU, M4900, M5700, MX5000, MX5000DT, MX5000F, MX5000SU, MX5100, MX5100DT, MX5100HST, Ind: L35 | Reman Water Pump w/ Hub Replaces 1A021-73030, 17331-73030, K164127 | AM16412-73030 | \$ 119.00 | \$ 20.00 |
| M4N-071, M5-111, M5L-111, M5N-091, M5N-111, M6-101, M6-111, M95S, M95X, M96S, M105S, M105X, M108X, M6800, M8200, M8540, M8560, M9000, M9540, M9960, M100X, M100GX, M110GX | Water Pump Replaces 1C010-73030 | AM1C010-73032 | \$ 151.00 | |
| M4950, M4950DT, M5500, M5500DT, M5950, M5950DT, M6030, M6030DT, M6030N, M6950, M7030, M7030DT, M7030SU, M7500, M7500ACL, M7500DT, M7580DT, M8030, M8030DT, M9580DT | Water Pump w/ Hub Replaces 15451-73030 | AM15481-73030 | \$ 128.00 | |
| M5040, M6040, M6060, M7040, M7060 | Water Pump Replaces 1G772-73030, 1G772-73032, 1G772-73034 | AM1G772-73035 | \$ 209.00 | |



Belts

| Application | Description | Part Number | Retail Price | Core |
|--|--|---------------|--------------|------|
| L175, L185, L225, L245, L295 BSN 3550, L1500, L1501, L2000 | Fan Belt 0.45" x 41.57" Replaces 15221-72530 | AM15321-72530 | \$ 4.67 | |
| L285, L305, L345, L1802, L2002, L2202, L2402 | Fan Belt 0.375" x 41.50" | AM15401-97010 | \$ 8.00 | |

Kubota® — Tractor

| Application | Description | Part Number | Retail Price | Core |
|--|---|---------------|--------------|------|
| L2500, L2850, L3750, L4150, L4850DT, L5450DT, M4030, M4030SU, M4050, M4500, M4700, M4950S, M5030, M5400, M5700, M5950, M7500ACL, Excavators: KH28, KH170, KH191 | Fan Belt 0.50" x 5/16" V-Belt | AM15196-97010 | \$ 7.90 | |
| L4300, L4350, L4400, M110 BSN 50385, M120, M4800SU, M5950, M6950, M7950, M7580, M8580, M9580, MX5000, 4WD: L3350, L4350, Excavators: KH101, KH151, KX91-3S, KX101, KX121-2, KX121-2S, KX151, Loaders: R400, R410, R410B, R510, R510B, R520 | Fan Belt 0.50" x 5/16" V-Belt | AM15471-97010 | \$ 6.00 | |
| M4050, M4500, M4950 | Fan Belt 0.53" x 43.77" | AM15606-97012 | \$ 6.00 | |
| M5950, M5950-S, M6030, M6950, M6950-S, M6970, M7030, M7030SU, M7500, M7950, M7950-S, M7970, M8030, M8950, M8950-S, M8970 - w/o Cab | Fan Belt | AM15451-97010 | \$ 5.00 | |
| (M5950, M6950, M6950-S, M6970, M7950, M8950, M8950-S, M8970 - w/ Cab), M6030 ASN 80544, M7030 Narrow or 2WD/4WD ASN 80544, M7030SU ASN 80544, M7580, M8030 ASN 80544, M8580, M9580 | Fan Belt | AM15451-99380 | \$ 7.00 | |
| M110 ASN 50386, M120, M125X, M7580 BSN 60078, M8580 BSN 60094 | A/C Compressor Belt 0.50" x 63" V-Belt | AM33740-50890 | \$ 8.00 | |
| M7580 BSN 60079 | A/C Compressor Belt 0.50" x 62" V-Belt | AM33760-50890 | \$ 6.50 | |
| M9000 | A/C Compressor Belt 0.50" x 60.80" | AM3A851-79320 | \$ 16.00 | |

Fuel Lift Pumps and Components

| Application | Description | Part Number | Retail Price | Core |
|--|---|---------------|--------------|------|
| KH35, KH36, KH41, KH51, KH60, KH61, KH66, KH90, KH91, KH101, KH151, KH191, KX101, KX151, KX41H, KX71, Loaders: R310, R310BH, R400B, R410, R410B, R510, R510, Mowers: B6000, B6000E, G3200, G4200, G4200H, G5200H, G6200H - All w/ Diesel | Fuel Lift Pump Replaces 68371-51210 | AM15231-52033 | \$ 21.00 | |
| L35TL, L39, L45, L48TL, L2800DHW, L2800DT, L2800F, L2900DT, L2900DTGST, L2900F, L3000DT, L3000F, L3010DT, L3010F, L3010GST, L3010HST, L3130DT, L3130F, L3130GST, L3130HST, L3240DT, L3240F, L3240GST, L3240HST, L3240HSTC, L3300DT, L3300DT-GST, L3300F, L3400DT, L3400F, L3400HST, L3410DT, L3410GST, L3410HST, L3430DT, L3430GST, L3430HST, L3430HSTC, L3540GST, L3540HST, L3540HSTC, L3600DT, L3600DTC/GSTC, L3600GST, L3700SUHSTP, L3710DT, L3710GST, L3710HST, L3710HSTC, L3830DT, L3830F, L3830GST, L3830HST, L3940DT, L3940GST, L3940HST, L3940HSTC, L4200DT-GST, L4200DT-GSTC, L4200DTGHST, L4240DT, L4240GST, L4240HST, L4240HSTC, L4300DT, L4300F, L4310DT, L4310F, L4310GST, L4310GSTC, L4310HST, L4310HSTC, L4330DT, L4330GST, L4330HST, L4330HSTC, L4400DT, L4400DW, L4400FV, L4400FW, L4400H, L4400W, L4610GST, L4610HST, L4610HSTC, L4630DT, L4630GST, L4630HST, L4630HSTC, L4740, L5030GST, L5030HST, L5030HSTC, L5040GST, L5240, L5450DT, L5740, M59, M4700, M4700DT, M4800SU, M4900, M4900C, M4900DT, M4900DTC, M4900S, M4900SC, M4900SCS-F, M4900SD, M4900SDC, M4900SU, M4900SUD, M5400, M5400DT, M5400DT-N, M5700, M5700C, M5700DT, M5700DT-N, M5700DTC, M5700HD-F, M5700HDC, MX4700DT, MX4700F, MX4700HST, MX5000DT, MX5000F, MX5100DT, MX5100F | Fuel Lift Pump Replaces 17121-52031, 1C010-52033 | AM17121-52030 | \$ 79.00 | |
| M95S, M95X, M96S, M105S, M105X, M5040, M6040, M6800, M7040, M8200, M8540, M9000, M9540 | Fuel Pump Replaces 1C010-52032, 1C010-52033, 1C010-52034 | AM1C010-52035 | \$ 113.00 | |
| M5040, M6040, M7040 | Fuel Solenoid Replaces 1G772-60010, 1G772-60012, 1G772-60013 | AM1G772-60014 | \$ 145.00 | |
| B2410, B2710, B2910 | Fuel Shutoff Solenoid Replaces 6A320-31152, 6A320-31150 | AM6A320-31153 | \$ 80.00 | |
| M95, M95S, M95X, M96S, M105, M105S, M105X, M6800, M8200, M8540, M9000, M9540 | Fuel Shut Off Solenoid | AM1C010-60017 | \$ 97.00 | |
| L3560, L4060, L4760, L5060, L5460, L6060, M5040, M5140, M5660, M6040, M6060, M7040 | Fuel/Water Separator | AM1G311-43350 | \$ 119.00 | |

Kubota® — Tractor

| Application | Description | Part Number | Retail Price | Core |
|---|--|---------------|--------------|------|
| M95S, M95X, M96S, M100X, M105S, M105X, M108S, M108X, M110X, M4900, M5700, M6800, M8200, M8540, M9000, M9540, MX4800, MX5200, MX5800 | Fuel/Water Separator Replaces 16541-43350 | AM1G410-43350 | \$ 63.00 | |
| (M5140DT, M5140DTC, M5140HD, M5140HDC BSN 051124), M5140F BSN 010084, M5140FC | Fuel/Water Separator | AMRA238-51400 | \$ 42.00 | |

Injectors



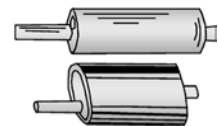
| Application | Description | Part Number | Retail Price | Core |
|---|--|---------------|--------------|------|
| B1550D, B1550E, B1550HSTE, B1552HSTD, B1750D, B1750E, B1750HSTD, B1750HSTE, B2150D, B2150E, B2150HSE, B7100HSTD, B7100HSTE, F2100-MOWER, L175, L225, L225DT | Fuel Injector Replaces 15271-53002 | AM15221-53000 | \$ 65.00 | |
| B1700D, B1700E, B1700HSD, B1700HSE, B2100D, B2100E, B2100HSD, B2100HSE, B2400D, B2400E, B2400HSD, B2400HSE, B2410HSD, B2710HSD, B2910HSD, B7500D, B7500DTN, B7500HSD, B7510D, B7510HSD, B7510D, B7510HSD, B7510HSDTR, B7610HSD, B7800HSD, BX22D, BX23D, BX2200D | Fuel Injector Replaces 16032-53902, H1601-53000 | AM16032-53900 | \$ 82.00 | |
| L2250DT, L2250F, L2250, L2550DTGST, L2550F, L2650DT, L2650DTGST, L2650DTWET, L2650F, L2850DT, L2850DTGST, L2850F, L3250DT, L3350DT, L3450DTGST, L3450DTWET, L3450F, L4150DTN, M4030, M4030DT, M4030SU, M4060SUTF, M5030, M5030DT, M5030SU, M5030SUMDT | Fuel Injector | AM17391-53000 | \$ 58.50 | |

Manifolds and Components



| Application | Description | Part Number | Retail Price | Core |
|---|--|--------------------------------|----------------------|------|
| L175, L185, L245, L1500, L1500DT | Exhaust Manifold Replaces 15221-12310, 15221-12312, 15221-12313 Exhaust Elbow Replaces 15221-12320, 15221-12323 | AM15221-12314 AM15221-12325 | \$ 50.00 \$ 33.00 | |
| L1802, L2002, L2202, L2402 | Exhaust Manifold L02 Series, 3 Cylinder Replaces 15521-12310 | AM15521-12312 | \$ 54.00 | |
| L225, L235, L245, L275, L295, L305, L2000 | Exhaust Manifold Replaces 15321-12313 | AM15321-12310 | \$ 53.50 | |
| L285, L2600, L3001 | Exhaust Manifold Replaces 15401-12310, 15401-12314 | AM15401-12316 | \$ 67.00 | |

Mufflers and Exhaust



| Application | Description | Part Number | Retail Price | Core |
|--|--|---------------|--------------|------|
| Universal Tractors | Exhaust Pipe Diameter 3.5", Length 48" | AMS312X48 | \$ 73.50 | |
| B21, B1700D, B1700E, B1700HSD, B1700HSE, Ind/Const: B2100D, B2100E, B2100HSD, B2100HSE, B2400D, B2400E, B2400HSD, B2400HSE, B2410HSD, B2410HSDB, B2410HSE, B2710HSD, B2910HSD, B7800HSD | Muffler Horizontal, Length 11" Replaces 6C040-58403, 6C040-58404, 32721-97000 | AM32721-97002 | \$ 88.00 | |
| B26, B2320DT, B2320DTN-1, B2320DTWO, B2320HSD, B2320HSDN, Ind/Const: B2620HSD, B2630HSD, B2920HSD, B3030HSD, B7500D, B7500DTN, B7500HSD, B7510D, B7510DN, B7510HSD, B7510HSDTR, B7610HSD | Muffler Inlet OD 1.50", Length 110" Replaces 6A320-58404, 6A320-58405, 6A320-58406 | AM6A320-58400 | \$ 115.00 | |
| B1550, B1750, B5200, B6200, B7200 - 1983-89 w/ 13HP-20HP Engine | Muffler Vertical Round, Length 20" | AM15751-12010 | \$ 107.00 | |
| B3000HSDC, B3000HSDCC, B3030HSDC, B3030HSDCC | Muffler Oval, Length 16.25" Replaces 6C230-58402, 6C230-58403 | AM6C230-58404 | \$ 121.50 | |

Kubota® — Tractor

| Application | Description | Part Number | Retail Price | Core |
|--|---|--|--|------|
| BX22D, BX23D, BX1800D, BX1830D, BX2200D, BX2660D, BX2670, BX2670-1 | Muffler Oval, Length 12.75" Replaces K2551-83110, K2561-83110 | AMK2551-83112 | \$ 109.00 | |
| BX24D, BX25, BX25DLB, BX25DLB-1, BX2350D, BX2360, BX2370, BX2370-1 | Muffler Oval, Length 12.67" | AMK2581-83110 | \$ 59.00 | |
| BX2230D | Muffler Round, Length 12.80" | AMK2571-83110 | \$ 57.75 | |
| L175, L185, L225, L235, L245, L275, L285, L295, L305, L1500, L1501, L2000, L2350, L2500, L2600, L3000, L3050, L3001 - w/ Vertical Muffler | Muffler Replaces Muffler and Pipe Vertical, Length 36 1/4" Use w/ Original Elbow Replaces 15221-12116, 34219-12410 | AMX39109 | \$ 77.00 | |
| L175, L185, L225, L245, L295, L305, L1500, L1501, L2350, L2500, L2600, L3000, L3050ST | Muffler Replaces Elbow & Extension Vertical, Length 37" Replaces 15221-12115, 15221-12116 | AMX39111 | \$ 103.00 | |
| L175, L185, L225, L1500, L1501, L2000 | Muffler Replaces Muffler, Elbow & Pipe Vertical, Length 42.91" Replaces 15221-12110, 15221-12114, 15221-12115, 15221-12116 | AMX39110 | \$ 84.00 | |
| L185, L235, L275, L285, L295, L305, L345, L2050, L2350 | Muffler Vertical / Round, Length 20 1/2" Inlet Clamp Extension Pipe, Breakover Use w/ AM15221-12116, Will Not Fit Kubota OEM Muffler 24 1/4" Length, Clamp Not Included Inlet Clamp | AM15221-12116 CL-158 AM34219-12410 CL-200 | \$ 55.00 \$ 4.75 \$ 28.00 \$ 4.80 | |
| L2850, L3400DT | Muffler | AM32434-88710 | \$ 65.00 | |
| L345, L355SS, L1802, L2002, L2202, L2402, L2602, L3202, L4202 | Muffler L02 Series Vertical, Length 34.64" Replaces 15521-12112 | AM15521-12110 | \$ 99.00 | |
| L2800DT, L2800F, L2800HST, L3400DT, L3400F, L3400HST, L3700SU, L4400DT, L4400F, L4400H | Muffler Oval, Gasket Not Included | AMTC220-16410 | \$ 171.00 | |
| L3130DT, L3130F, L3130GST, L3130HST, L3240DT, L3240DT3, L3240F, L3240F3, L3240GST, L3240GST3, L3240HST, L3240HST3, L3240HSTC, L3240HSTC3, L3430DT, L3430GST, L3430HST, L3430HSTC, L3540GST, L3540GST3, L3540HST, L3540HST3, L3540HSTC, L3540HSTC3, L3830DT, L3830F, L3830GST, L3830HST, L3940DT, L3940DT3, L3940GST, L3940GST3, L3940HST, L3940HST3, L3940HSTC, L3940HSTC3, L4240DT, L4240DT3, L4240GST, L4240GST3, L4240HST, L4240HST3, L4240HSTC, L4240HSTC3, L4330DT, L4330GST, L4330HST, L4330HSTC, L4630DT, L4630GST, L4630GSTC, L4630HST | Muffler Oval, Length 19.75" Replaces TD050-16410 | AMTD050-16412 | \$ 220.00 | |
| M110XDTC, M110XDTC | Muffler, Underhood | AM3T200-12110 | \$ 341.50 | |
| M5040DT, M5040DT1, M5040F, M5040F1, M5040HD, M5040HD1, M6040DT, M6040DT1, M6040F, M6040F1, M6040HD, M6040HD1, M6040HDNB, M7040DT, M7040DT1, M7040F, M7040F1, M7040HD, M7040HD1, M7040HDNB, M7040SU, M7040SUD BSN 54787 | Muffler Round, Length 22.50" | AM3C001-12310 | \$ 518.50 | |
| M5040DT, M5040DT1, M5040F, M5040F1, M5040HD, M5040HD1, M6040DT, M6040DT1, M6040F, M6040F1, M6040HD, M6040HD1, M7040DT, M7040DT1, M7040F, M7040F1, M7040HD, M7040HD1 | Muffler Round, Length 13.50" Replaces 3C011-12110 | AM3C011-12113 | \$ 341.50 | |
| M5040DTC, M5040DTC1, M5040FC, M5040FC1, M5040HDC, M5040HDC1, M6040DTC, M6040DTC1, M6040FC, M6040FC1, M6040HDC, M6040HDC1, M7040DTC, M7040DTC1, M7040FC, M7040FC1, M7040HDC, M7040HDC1, M7040HDCLTD BSN 54787 | Muffler Round, Length 13.60" Replaces 3C501-12110 | AM3C501-12112 | \$ 273.50 | |

Kubota® — Tractor

| Application | Description | Part Number | Retail Price | Core |
|--|--|---------------|--------------|------|
| M6040DTC, M6040DTC1, M6040FC, M6040FC1, M6040HDC, M6040HDC1, M7040DTC, M7040DTC1, M7040FC, M7040FC1, M7040HDC, M7040HDC1 | Muffler Oval, Inlet OD 2" Replaces 3C754-12110 | AM3C552-12110 | \$ 210.00 | |
| M6800, M6800DT, M6800HD, M6800S, M6800SDT | Muffler Replaces 3A112-12110 | AM3A111-12115 | \$ 495.00 | |
| M6800HDC, M6800SC, M6800SDTC | Muffler Replaces 3A652-12110 | AM3A651-12112 | \$ 365.00 | |
| M6950, M7950 - 1983-87, 66 HP through 76 HP | Muffler Vertical Round, Length 34" | AM15621-12110 | \$ 295.00 | |
| MX4700DT, MX4700F, MX4700H, MX5000DT, MX5000F, MX5000SU | Muffler Oval, Length 25.25" | AMTC050-16410 | \$ 203.00 | |



Starters

| Application | Description | Part Number | Retail Price | Core |
|--|--|---------------|--------------|------|
| B20, B1500HSTD, B1550D, B1550E, B1550HSTE, B1750D, B1750E, B1750HSTD, B1750HSTE, B4200D, B7100HSTD, B7100HSTE, B7200HSTD, B7200HSTE, Mowers: F2000, F2100, G1700, G1800, G1800S, G1900, G1900S, G2000, G3200, G4200, G6200H | Starter, 12 Volt Mitsubishi, Direct Drive, 9 Tooth, 0.80kW 2-Ear Mount on Drive End Housing | AM15231-63015 | \$ 160.00 | |
| B21 | Starter, 12 Volt Denso, Direct Drive, 9 Tooth, 1kW, CW Rotation Replaces 6A100-31150 | AM6A100-31154 | \$ 222.50 | |
| B26, B2630HSD, B2710HSD, B2910HSD, B3000HSDC, B3000HSDCC, B3030HSD, B3030HSDC, B3030HSDCC, B3200HSD, B3200HSDWO, B3300SUHSD, B7800HSD | Starter, 12 Volt Mitsubishi, Direct Drive, 8 Tooth, CW Rotation Replaces 6C070-59211, 6C070-59212 | AM6C070-59210 | \$ 145.00 | |
| B1700D, B1700E, B2100D, B2100E, B2320DT, B2320DTN, B2320DTWO, B2320HSD, B2320HSDN, B2400D, B2400E, B2410HSD, B2410HSDB, B2410HSE, B2620HSD, B2920HSD, B7500D, B7500DTN, B7500HSD, B7510D, B7510DN, B7510HSD, B7510HSDTR, B7610HSD | Starter, 12 Volt Mitsubishi, Permanent Magnet Gear Reduction, 8 Tooth, 0.90kW 2-Ear Mount Replaces 6C140-59210, 6C140-59211, 6C140-59212 | AM6C140-59213 | \$ 172.50 | |
| BX22D, BX2200D, RTV900G, RTV900G6, RTV900R, RTV900R6, RTV900RSD, RTV900RSDL, RTV900S, RTV900T, RTV900T2, RTV900T5H, RTV900T6, RTV900W, RTV900W6, RTV900W6SE, RTV1100, RTV1100CR, RTV1100CW | Starter, 12 Volt Denso, Gear Reduction, 9 Tooth, 1.40kW 2-Ear Mount on Drive End Housing Replaces 16235-63010, K7561-61810, K7561-61811, K7711-61800, K7711-98600 | AMK7571-96800 | \$ 150.00 | |
| Utility: BX1500D, Mowers: F2260, F2560, F2560E, F3060, G2160, G2160AU, G2160DS, GR2100, GR2110, GR2120, GR2120B, TG1860, ZD18, ZD18F, ZD21, ZD21F, ZD25, ZD28, ZD221, ZD321, ZD321N, ZD323, ZD326 | Starter, 12 Volt Denso Style, Planetary Gear Reduction, 9 Tooth, 1.00kW 2-Ear Mount on Drive End Housing Replaces 1G023-63011, 1G069-63010, 1G069-63011, 67980-31150, 67980-31151, K3511-81410 | AM1G023-63010 | \$ 161.50 | |
| KJT210V, KJS150V, KJS150VX, KJT210V, KJT210VX, KJT270F, KJT270FSW, KJT270FXSW, L285, L295, L2250, L2550, L2850, L3250, L3450, L3600, L3650, L3710, L4200, L4300, L4310, L4610 | Starter, 12 Volt Denso, Gear Reduction, 9 Tooth, 1.40kW 2-Ear Mount on Drive End Housing | AM17341-63010 | \$ 150.00 | |
| KJS130D, KJS130DX, L35, L2500DT, L2500F, L2650DT, L2650DTGST, L2650DTWET, L2650F, L2800DT, L2800F, L2900DT, L2900DTGST, L2900F, L2950DT, L2950DTGST, L2950DTWET, L2950F, L3010DT, L3010DTGST, L3010DTHST, L3010F, L3130DT, L3130DTGST, L3130DTHST, L3130F, L3200DT, L3200F, L3200H, L3240DT, L3240DT3, L3240DTGST, L3240F, L3240F3, L3240GST3, L3240HST, L3240HST3, L3300DT, L3300DTGST, L3300F, L3400DT, L3400DTHST, L3400F, L3410DT, L3410GST, L3410HST, L3430DT | Starter, 12 Volt Denso, Gear Reduction, 9 Tooth, 1.20kW 2-Ear Mount | AM34070-16800 | \$ 130.00 | |

Kubota® — Tractor

| Application | Description | Part Number | Retail Price | Core |
|---|--|---------------|--------------|------|
| L39, L45, L3200H, L3400DT, L3400F, L3400HST, L3540GST, L3540HST, L3700SU, L3800DT, L3800F, L3800H, L3830DT, L3830F, L3830GST, L3830HST, L3940DT, L3940GST, L3940HST, L4240DT, L4240GST, L4240HST, L4240HSTC, L4330DT, L4330GST, L4330HST, L4400DT, L4400F, L4400H, L4600DT, L4600F, L4630DT, L4630GST, L4630HST | Starter, 12 Volt Denso, Gear Reduction, 8 Tooth, 1.40kW | AMT1150-16800 | \$ 245.00 | |
| L48, L3430, L4330DT, L4740, L4740GST, L4740GST-3, L4740HST-3, L4740HSTC, L5030, L5030GST, L5030HST, L5040, L5040GST, L5040GST-3, L5240, L5240HST, L5240HST-3, L5740, L5740HST, L5740HST-3, M59, MX4700DT, MX4700F, MX4700H, MX5000, MX5000DT, MX5000F, MX5000SU, MX5100DT, MX5100F, MX5100H, Excavators: KX121-3, KX121-3S, KX121-3ST, KX161, KX161-3, KX161-3S, KX161-3ST, U45S, U45ST | Starter, 12 Volt Denso, Gear Reduction, 9 Tooth, 2.00kW 2-Ear Mount | AM17123-63016 | \$ 240.00 | |
| L175F, L185, L185DT, L185F | Starter, 12 Volt 9 Tooth, CW Rotation Replaces 15221-63014, 15221-63015, 70000-65214, 70000-65421, 70000-73450 | AM15221-63010 | \$ 283.50 | |
| L2600DT, L2600F, L3000DT, L3000F | Starter Replaces T1060-16801, T1060-16804 | AMT1060-16800 | \$ 200.00 | |
| L3350DT, L3750, L3750DT, L4150, L4150DT, L4150DTN, L4350DT, L4850DT, L5450DT, M4030, M4030DT, M4030SU, M4030SUTF, M4500, M4700, M4700DT, M4800SUDF, M4800SUF, M4900, M4900DT, M4900SU, M4900SUDT, M4950DTS, M4950S, M5030, M5030DT, M5030SU, M5030SUDT, M5030SUMDT, M5400, M5400DT, M5400DTN, M5700, M5700DT, M5700DTN | Starter, 12 Volt Denso, Gear Reduction, 11 Tooth, 1.40kW 2-Ear Mount on Drive End Housing Replaces 15601-63012, 70000-65440 | AM15621-63012 | \$ 130.00 | |
| M55DT, M5500, M5950, M5950DT, M5950DTS, M5950S, M6030, M6030DT, M6030DTN, M6030DTNB, M6030T, M7030, M7030DT, M7030DTNB, M7030N, M7030SU, M7030SUDT, M7500, M8030, M8030DT | Starter, 12 Volt Denso, Gear Reduction, 9 Tooth, 2.50kW 3-Ear Mount | AM15451-63014 | \$ 330.00 | |
| M100XDT, M105, M105S, M105SDS, M105SDSF, M105SDSL, M105SDT, M105SH, M105SHD, M105XDTC, M108, M108DSC, M108DSC2, M108HDC2, M108SDS, M108SDS2, M108SDSF, M108SDSL, M108SDSL2, M108SDSLS, M108SH, M108SHD, M108SHDC, M108XDTC, M110XDTC, M6040, M6800, M6800DT, M6800HD, M6800S, M6800SDT, M6800SDT, M7040, M7040DT, M7040DTC, M8200, M8200DT, M8200DTN, M8200HD, M8200SDTN, M8200SDTN, M8540DT, M8540DT1, M8540F, M8540F1, M8540HD, M8540HD1, M8540HD12, M8540HD121, M9000, M9000DT, M9000DTL | Starter, 12 Volt Mitsubishi, Planetary Gear Reduction w/ Open Drive End, 9 Tooth, 2.50kW 2-Ear Mount Replaces 1C010-63010, 1C010-62011, 1C010-63012, 1G010-63010, 1G772-63011 | AM1G772-63012 | \$ 200.00 | |
| M6950, M6950DT, M6950DTS, M6950S, M6970DT, M7950, M7950DT, M7950DTS, M7950H, M7950S, M7950W, M7970DT, M8950, M8950DT, M8950DTS, M8950S, M8950SDT, M9550 | Starter, 12 Volt Denso, Gear Reduction, 9 Tooth, 2.50kW 3-Ear Mount Replaces 70000-65460, 70000-73540 | AM15481-63010 | \$ 505.00 | |
| L2501, L2600, L2800, L3000, L3200, L3400, L3700, L3800, L4300, L4400, L4600, MX4700, MX5000, MX5100 | Ignition Switch Replaces TC020-31820 | AMTC020-31822 | \$ 54.00 | |
| M5-091, M5-111, M5L-111, M5N-091, M5N-111, M95S, M96S, M105S, M108S, M4900, M5040, M5140, M5640, M5660, M5700, M6040, M6060, M6800, M7040, M7060, M8200, M8540, M8560, M9000, M9540, M9960 | Ignition Switch Replaces 52200-41210 | AM52200-41212 | \$ 52.00 | |



Alternators

| Application | Description | Part Number | Retail Price | Core |
|--|--|---------------|--------------|------|
| B21, B26, B1550, B1750, B2100, B2150, B2400, B2410, B2630, B2710, B2910, B3030, B3200, B3300, B7311, B7324, B7500, B7510, B7610, BX22D, BX23D, BX1800D, BX1830D, BX2200D, BX2230D, FZ2100, Mowers: F2260, F2400, F2560, F3060, Excavators: KX412, KX612, KX71, KX912, Loader: R310 | Alternator Denso Type, 12 Volt, 40 Amps, IR, w/ 2-ear mount, B+ post on rear of CE Uses IG (Ignition) spade, L (Ign/Lamp) spade T-shaped single plug connector Replaces 16241-64010 | AM16241-64012 | \$ 115.00 | |

Kubota® — Tractor

| Application | Description | Part Number | Retail Price | Core |
|--|---|---------------|--------------|------|
| B1550, B1750, B2100, B2150, B2400, B2410, B2630, B2710, B2910, B3030, B3700, B5200, B6200, B7200, B7410, B7510, B7610, B7800, B8200, BX1500D, BX1800, BX1830, BX2200, BX2230, BX22D, BX23D, Utility Vehicles: RTV500, RTV500A, RTV500RA, Mowers: F2000, F2100, G1800, G1900, G2000, G3200, G4200H, G5200, G6200, GF1800, GR2110, ZD18, ZD21, ZD25, ZD28, ZD321, ZD323, ZD326P, ZD331LP, Excavators: K008, KH007, KH35, KH41, KH61 | Alternator Dynamo Replacement, 12 Volt, 14 Amps, ER, Permanent Magnet Dynamo Replaces 15531-54013, 15531-64016, 15531-64017, 6C040-59252, EG673-64010 | AM15531-64017 | \$ 113.00 | |
| B6200, B6200D, B6200E, BB7200, BB7200D, BB7200E, B9200, B9200HSDTOW, L175, L185, L200, L225, L225DT, L235, L245, L285, L295, L305, L335, L335SS, L345, L355, L2250, L2550, L2850, L3250, L3350, L3750, L4150, L4350, L4850, L5450, M4030, M4950, M5030, M5500, M5950, M6030, M6950, M6970, M6970DT, M7030, M7500, M7950, M7970, M8030, M8950, M8970, M8970DT, Loaders: R400B, R410, R410B, Generators: GV1125Q60KTC, GV312060B, GV3170SW, GV3190Q60, GV3240, GV3250Q60SW, Excavators: KH101, KH151, KH191, KH90H, KX101, KX151 | Alternator Denso Type, 12 Volt, 40 Amps, ER, w/ 3-ear mount, Features B+ post and (1) 3-wire single plug connector w/ E (ground), F (+ from reg), and N (AC) spades Replaces 15321-64012, 15411-64011, 15471-64010, 15471-64011, 15606-64010, 15606-64011, 15763-64010 | AM15253-64010 | \$ 168.00 | |
| L35, L39, L48, L2600, L2800, L2900, L3000, L3010, L3130, L3240, L3300, L3400, L3410, L3430, L3540, L3600, L3700, L3710, L3830, L3940, L4200, L4300, L4310, L4330, L4610, L4630, M4700, M4800, M4900, M5400, M5640, M5700, MX5000, Excavators: KX121-2, KX161-2, KX612 | Alternator Denso Type, 12 Volt, 45 Amps, IR/IF, w/ 2-Ear Mount, B+ post on rear of CE Uses IG (Ignition) spade, L (Ign/Lamp) spade T-shaped single plug connector Replaces 34070-75600, T1060-15680, T1060-15681, T1060-15682 | AM34070-75602 | \$ 175.00 | |
| L39, L3940, L4240, L4300, L4330, L4400, L4630, M4700, M4800SU, M4900, M5400, M5700, MX5000, MX5100 | Alternator Denso Type, 12 Volt, 40 Amps, IR, w/ 12 O'clock Plug Position Replaces Nippondenso 101211-1180, 101211-1360, 9761219-136 | AM3A011-74013 | \$ 160.00 | |
| L175, L185, L225, L235, L245, L275, L285, L295, L305, L345, L355, L2050, L2350, M4000, M4030, M4050, M4500, M4950, M7000, Loaders: R400, R410, Generators: GV3190QSW, GV3240SW, GV3250QSW Replaces 5321-64010, 15321-64011, 15321-64012, 15411-64010, 15411-64011, 15471-64010, 15471-64011, 15606-64010, 15606-64011 | Alternator Denso Type, 12 Volt, 25 Amps, ER | AM15411-64010 | \$ 80.00 | |
| L2650DT, L2650F, L2950DT, L2950F, L3450DT, L3450F, L3650DT, L3650F, L4350DT, L4850DT, L4850DT, L5450DT, Loaders: R510, R510LST, R510B, R520 | Alternator 12 Volt, 45 Amps Replaces 16705-64012, 16705-64010 | AM17356-64010 | \$ 174.00 | |
| M95S, M105S, M105SDT, M5040, M5040DTC, M5040DTC1, M5040FC, M5040FC1, M5040HDC, M5040HDC1, M5140DTC, M5140FC, M5140HDC, M6040, M6040DTC, M6040DTC1, M6040FC, M6040FC1, M6040HDC, M6040HDC1, M6800, M6800HD, M6800HDC, M6800S, M6800SDT, M7040, M7040DTC, M7040DTC1, M7040FC, M7040FC1, M7040HDC, M7040HDC1, M8200, M8200DT, M8200HD, M8200SDTNQ, M8540, M9000, M9000DT, M9000DTM, M9000HD, M9540 | Alternator Mitsubishi Unit, 12 Volt, 60 Amps, IR Replaces 3A651-74010, 3A651-74011, 3C581-74010, 3C581-74011 | AM3C581-74012 | \$ 178.00 | |
| M105S, M105SDT, M5040, M5040DTC, M5040DTC1, M5040FC, M5040FC1, M5040HDC, M5040HDC1, M5140DTC, M5140FC, M5140HDC, M6040, M6040DTC, M6040DTC1, M6040FC, M6040FC1, M6040HDC, M6040HDC1, M6800, M6800HD, M6800HDC, M6800S, M6800SDT, M7040, M7040DTC, M7040DTC1, M7040FC, M7040FC1, M7040HDC, M7040HDC1, M8200, M8200DT, M8200HD, M8200SDTNQ, M8540, M9000, M9000DT, M9000DTM, M9000HD, M9540 | Alternator Replaces 3C081-74013 | AM3C081-74012 | \$ 145.00 | |
| M5500DT, M5950, M5950DT, M5950DTS, M5950S, M6030, M6030DT, M6030DTN, M6030DTNB, M6950, M6950DT, M6950DTS, M6950S, M6970DT, M7030, M7030DT, M7030DTNB, M7030N, M7030SU, M7030SUDT, M7500, M7500ACL, M7500DT, M7500DTACL, M7950, M7950DT, M7950DTS, M7950H, M7950S, M7970DT, M8030, M8030DT, M8950, M8950DT, M8950DTS, M8950S, M8970DT | Alternator 12 Volt, 35 Amps On some M series tractors lower dynamo support may need to be modified from 2 5/8" to 2 7/8" since SRE housing has been superseded through ND | AM15451-64010 | \$ 140.00 | |
| M6030, M6030DT, M6030DTN, M6030DTNB, M7030, M7030DT, M7030DTNB, M7030N, M7030SU, M7030SUDT, M7580, M7580DT, M8030, M8030DT, M8580, M8580DT, M9580, M9580DT | Alternator Replaces 16541-64010, 16541-64011, 16541-64012 | AM35583-74012 | \$ 130.00 | |

Prices Subject to Change without Prior Notice. The use of original equipment manufacturer (OEM) part numbers or trademarks, e.g. Case® and John Deere®, are for reference purposes only and for indicating product use and compatibility. Our company and the listed replacement parts contained herein are not sponsored, approved or manufactured by the OEM. All parts are New unless designated Reman in the description.

Kubota® — Tractor

| Application | Description | Part Number | Retail Price | Core |
|---|---|---------------|--------------|----------|
| M6060, M7060, M8560, M9960 | Alternator Mitsubishi Unit, 12 Volt, 100 Amps, IR/IF, CW | AM1J431-64012 | \$ 255.00 | |
| M6800, M6800DT, M6800S, M6800SDT, M8200, M8200DT, M9000, M9000DT | Alternator Replaces 1C010-64010 | AM1C010-64012 | \$ 148.00 | |
| M7580, M8580, M9580 | Reman Alternator 12 Volt, 60 Amps, ND/IR/IF Replaces 16540-64010 | AM33990-74010 | \$ 405.00 | \$ 50.00 |
| Utility Vehicles: B3000HSDC, B3000HSDCC, B3030HSDC, B3030HSDCC, RTV1140CPX, RTV1140CPXR, RTV900G, RTV900G6, RTV900R, RTV900R6, RTV900RSD, RTV900SDL, RTV900S, RTV900T, RTV900T2, RTV900T5H, RTV900T6, RTV900W, RTV900W6, RTV900W6SE | Alternator Denso Type, 12 Volt, 55 Amps Replaces 7561-61910, 7561-61911, A-80161, 101211-8770, AND0350, 7561-61912, 101211-8771 | AMK7561-61910 | \$ 158.00 | |
| B5200, B6200, B7200, B8200, B9200 | Voltage Regulator Replaces 15533-64600, 76611-55440 | AMH1550-64600 | \$ 105.00 | |
| B6200, B7200, B8200, B9200, L185, L235, L245, L275, L295, L345, L2050, L2250, L2350, L2550, L2850, L3250, L3350, L4850, L5450, M4050, M4500, M4950, M5030, M5950, M6030, M6950, M7030, M7500, M7950, M8030, M8950 Replaces 33251-74010 | Voltage Regulator 12 Volt - 14.30 volt setting, B-circuit, Single multi-spade (6) connector w/ pins: I - N - F - E - L - B, +IG female bullet pigtail Solid State unit to replace original mechanical unit | AM70000-65398 | \$ 58.00 | |
| B20, B1550D, B1550E, B1750D, B1750E, B4200D, B5200D, B5200E, B6200D, B6200E, B7200D, B7200E, B8200DP, B8200EP, F2000, F2100, F2100E, G1700, G1800, G1900 | Solenoid Replaces 14278-63021, 14278-63022, 15231-63022 | AM70000-65425 | \$ 33.00 | |

Mechanical Front Wheel Drive Parts

MFWD Differentials and Components

| Application | Description | Part Number | Retail Price | Core |
|--|---|---------------|--------------|------|
| L35, L39, L45, L47, L48, L2050, L2250, L2350, L2500, L2501, L2550, L2600, L2650, L2800, L2850, L2900, L2950, L3000, L3010, L3130, L3200, L3240, L3250, L3300, L3301, L3400, L3410, L3430, L3450, L3540, L3560, L3600, L3650, L3700, L3710, L3800, L3830, L3901, L3940, L4060, L4200, L4240, L4300, L4310, L4330, L4400, L4600, L4610, L4630, L4701, L4740, L4760, L5030, L5040, L5060, L5240, L5460, L5740, L6060, M4700, M4800SU, M4900, M4900SU, M5400, M5700, M8200, MX4700, MX4800, MX5000, MX5100, MX5200, MX5800 | Differential Pinion Gear | AM31353-43343 | \$ 40.00 | |
| L35, L2050, L2250, L2350, L2500, L2501, L2550, L2600, L2650, L2800, L2850, L2900, L2950, L3000, L3010, L3130, L3200, L3240, L3250, L3300, L3301, L3400, L3410, L3430, L3450, L3540, L3560, L3600, L3650, L3700, L3710, L3800, L3830, L3901, L3940, L4060, L4200, L4300, L4310, L4400, L4600, L4701, M9000 | Front Differential Side Gear | AM31353-43353 | \$ 49.00 | |
| M5-091, M5-111, M5L-111, M8540, M8560, M9540, M9960 | Front Differential Bevel Gear Shaft 17 Tooth | AM3C091-42260 | \$ 239.00 | |
| M5-091, M5-111, M5L-111, M8540, M8560, M9540, M9960 | Front Differential Bevel Gear 23 Tooth | AM3C091-42310 | \$ 142.00 | |
| L35, L2501, L2800, L2900, L3010, L3200, L3300, L3301, L3400, L3410, L3600, L3700, L3710, L3800, L3901, L4200, L4300, L4310 | Front Axle Bevel Gear 42 Tooth | AM34070-13210 | \$ 271.00 | |
| L39, L3940, L4060, L4600 | Front Axle Bevel Gear 11 Tooth | AM32781-13200 | \$ 95.00 | |
| L5040, L5060, L5240, L5460, L5740, L6060, M4800SU, M4900, M4900SU, M5640, M5700, M8200, MX4800, MX5200, MX5800 | Front Axle Bevel Gear 9 Tooth | AM3G700-43520 | \$ 175.00 | |
| M5-091, M5-111, M5L-111, M8540, M8560, M9540, M9960 | Front Axle Bevel Gear 15 Tooth | AM3C091-43520 | \$ 135.00 | |
| M5-091, M5-111, M5L-111, M8540, M8560, M9540, M9960 | Front Axle Bevel Gear 41 Tooth | AM3C091-43720 | \$ 244.00 | |

Kubota® — Tractor






Mechanical Front Wheel Drive Parts

| Application | Description | Part Number | Retail Price | Core |
|---|---|---------------|--------------|------|
| M4800SU, M4900, M4900SU, M5400, M5640, M5700, M8200, MX4700, MX4800, MX5100, MX5200, MX5800 | Bevel Gear Set, Differential 8 & 21 Tooth | AM3C315-42300 | \$ 342.00 | |
| M4D-061, M4D-071, M4N-071, M5N-091, M5N-111, M62, M5660, M6040, M6060, M7040, M7060, M8540 | Bevel Gear Set, Differential 10 & 23 Tooth | AM3C051-42300 | \$ 509.00 | |
| 4WD: M4D-061, M4D-071, M5N-091, M5N-111, M59, M62, M5040, M5140, M5660, M6040, M6060, M7040, M7060, M8540 | Front Axle Flange Assembly | AM3C011-43710 | \$ 368.00 | |
| M5-091, M5-111, M5L-111, M8540, M8560, M9540, M9960 | Front Axle Flange Assembly | AM3C091-43712 | \$ 329.00 | |
| M5-091, M5-111, M5L-111, M8540, M8560, M9540, M9960 | Front Axle Shaft | AM3C091-43410 | \$ 35.00 | |
| M4D-061, M4D-071, M4N-071, M5N-091, M5N-111, M59, M62, M126X, M5040, M5140, M5660, M6040, M6060, M7040, M7060, M8540 | Front Axle Bushing | AM52200-22280 | \$ 19.00 | |
| M4D-061, M4D-071, M4N-071, M5-091, M5-111, M5L-111, M5N-091, M5N-111, M59, M62, M5040, M5140, M5660, M6040, M6060, M7040, M7060, M8540, M8560, M9540, M9960 | Front Axle Bushing | AM5J042-14170 | \$ 27.00 | |
| M8540, M8560, M9540, M9960 | Front Propeller Shaft Replaces 3C091-41320 | AM3C091-41322 | \$ 90.00 | |
| M4N-071, M5-091, M5-111, M5L-111, M5N-091, M5N-111, M8540, M8560, M9000, M9540, M9960 | Propeller Shaft Bushing | AM3A181-41310 | \$ 26.00 | |








MFWD Hubs and Housing

| Application | Description | Part Number | Retail Price | Core |
|--|--|---------------|--------------|------|
| L45, L47, L48, L4240, L4330, L4610, L4630, L4740, L5030, L5040, L5240, L5740, M4700, M4800SU, M4900, M4900SU, M5400, M5640, M5700, M8200, MX4700, MX5000, MX5100 - 4WD | Bushing For Front Axle Trunion, Upper | AM3A021-43370 | \$ 15.00 | |
| M5-091, M5-111, M5L-111, M8540, M8560, M9540, M9960 | Pivot Bushing, Rear | AM3C091-41680 | \$ 32.00 | |
| M4D-061, M4N-071, M5N-091, M5N-111, M6-141, M59, M62, M135GX, M135X, M5040, M5140, M5660, M6040, M6060, M7040, M7060, M8540 | Pivot Pin Bushing, Rear | AM3C011-41680 | \$ 40.00 | |


Tie Rods and Components

| Application | Description | Part Number | Retail Price | Core |
|---|--|---------------|--------------|------|
|  B1550, B1750, B4200D, B5200, B6100HST-E, B6200, B7100, B7200 | Tie Rod 3" Long M12x1.25" Right Hand Thread | AM67121-56530 | \$ 15.00 | |
|  B1550, B1750, B4200D, B5200, B6100HST-E, B6200, B7100, B7200 | Tie Rod 2.87" Long M12x1.50" Left Hand Thread | AM67121-56520 | \$ 14.00 | |
|  B1700, B2100, B2400, B2410, B2710, B2910, B7300, B7800 | Tie Rod 3" Long Right Hand, M12x1.25" Thread | AM67950-56530 | \$ 20.00 | |
|  B1700, B2100, B2400, B2410, B2710, B2910, B7300, B7800 | Tie Rod 2.87" Long Left Hand, M12x1.50" Thread | AM67950-56520 | \$ 20.00 | |
|  B1700, B2100, B2400, B2410, B8200, B9200, L185, L210, L235, L245, L260, L275, L295, L2050, L2250, L2350, L2500, L2600, L3000, Ind: B20, B21 | Tie Rod End, Left Hand Left Hand, M16x1.50" Male Thread 3.50" Length to Center of Ball Replaces 38440-44880 | AM38440-44790 | \$ 22.00 | |


Kubota® — Tractor

| Application | Description | Part Number | Retail Price | Core |
|--|--|---------------|--------------|------|
|  F2000, F2100E, F2400, L185F, L225, L2000 | Tie Rod End 2.75" Long, 0.495" ID 0.45" to 0.482" Taper, 0.352" Taper Length Female Right Hand Thread Replaces 34150-12600, 34150-12603 | AM38180-12600 | \$ 28.00 | |
|  L175, L185, L225, L1500, L1501, L1801, L2000, L2201 | Tie Rod End 2.75" Long, 0.495" ID 0.45" to 0.482" Taper, 0.352" Taper Length Female Left Hand Thread Replaces 34150-12700, 34150-12703, 38180-12702, 38180-12703 | AM38180-12700 | \$ 27.50 | |
|  L185, L2600 | Tie Rod End 3.875" Long, 0.622" OD 0.516" to 0.576" Taper, 0.90" Taper Length Male Right Hand Thread Replaces 34208-12412, 34220-12412 | AM34208-12410 | \$ 22.00 | |
|  L185F, L210, L245F, L245H, L285, L295F, L2050, L2250, L2350F, L2500, L2550, L2600, L2650DT, L2850F, L2900F, L2950, L3000, L3010F, L3130F, L3250F, L3300F, L3450, L3650F, L3830F, L4200F, L4300F, L4310F, MX5000F | Tie Rod End 3.875" Long, 0.622" OD 0.516" to 0.576" Taper, 0.90" Taper Length Male Right Hand Thread Replaces 32150-12600, 32150-12601, 32150-12602, 34160-12600, 34670-44780, 38440-44870 | AM38440-44780 | \$ 26.00 | |
|  L2650DT BSN 50145, (L2950DT, L3450DT BSN 50198), L3650DT BSN 50212 - w/ MFWD | Tie Rod Assembly, Left Hand | AM32430-44612 | \$ 95.00 | |
|  L295, M4000, M4050, M4500, M7500 | Tie Rod, Inner 3.40" Long Right Hand, M20x1.00" Thread | AM36200-62932 | \$ 18.00 | |
| M5-091, M5-111, M5L-111, M126X, M135X, M8540, M8560, M9540, M996 | Tie Rod End | AM3C091-62920 | \$ 107.00 | |
|  M105X, M110, M955, M1055, M9000 | Tie Rod 9.44" Long, 1.08" Diameter Right Hand, M20x1.50" Thread | AM3A161-62920 | \$ 45.00 | |
| M4700, M4800, M4900, M5400, M5640, M5700 - w/ MFWD | Tie Rod End | AM3A022-62920 | \$ 98.00 | |
| M5040, M5140, M6040, M6060, M7040, M7060 - w/ MFWD | Tie Rod Assembly Includes Ball Joint | AM3C011-62970 | \$ 277.00 | |
| M5040, M6040, M7040 | Tie Rod | AM3C011-62920 | \$ 150.00 | |
| M8540, M8560, M9540, M9960 | Tie Rod Assembly For Front 4WD Steering Cylinder | AM3C091-62970 | \$ 210.00 | |

Spindles

| Application | Description | Part Number | Retail Price | Core |
|--|---|-------------------------------------|--------------|------|
|  L175, L185F, L225, L2000, L2201 | Spindle w/ Nut Forged, 7 1/2" Replaces 34510-11110, 34510-11114, 34510-11115 A - 7.50 B - 0.9843 C - 0.9843 D - 0.7874 | Right or Left Hand AM34209-11110 | \$ 74.00 | |
| L175, L185F, L225, L235, L245, L285, L2000, L2050, L2050F, L2200, L2201, L2250, L2350, L2500, L2500F, L2600, L2600F, L3000, L3000F | Spindle w/ Nut 8 1/2" Replaces 34200-11110, 34200-11113, 34269-1112, 34269-1113 A - 8.50 B - 1.1811 C - 1.1811 D - 0.9843 | Right or Left Hand AM34269-11110 | \$ 95.00 | |

Kubota® — Tractor

| Application | Description | Part Number | Retail Price | Core |
|--|---|---------------|--------------|------|
|  L175, L185, L210, L225, L235, L245F, L245H, L275, L285, L295F, L305F, L345, B1700, B2100, B2150, B2400, B2410, B8200, B9200HST-EP, L2000, L2201, L2600 | Spindle Seal 1.8504" OD, 0.98425" ID | AM34150-11280 | \$ 10.00 | |

Wheel Hubs and Components



| Application | Description | Part Number | Retail Price | Core |
|--|---|---------------|--------------|------|
| L175, L225, L1500, L1501, L1801, L1802, L2000, L2201 | Front Wheel Hub, 2WD 52 mm OD, 4 Lug Replaces 34150-11312 | AM34150-11310 | \$ 45.00 | |
| L245F, L245H, L285D, L285WP, L295F, L2002, L2202, L2600, L2601, L3001 | Front Wheel Hub, 2WD 62 mm OD, 6 Lug, 2 3/4" High Replaces 34260-11311, 34260-11312 | AM34260-11310 | \$ 63.00 | |
| B1150, B1700, B1750, B2100, B2150, B2400, B2410, B5100, B6100, B6200, B7100, B7200, B8200, B9200HST-EP, F2100E, L175, L185F, L225, L1500, L1501, L1801, L2000, L2201 | Front Hub Seal 52" x 31 mm Replaces 34260-11150, 34150-11152 | AM34150-11150 | \$ 4.50 | |
| L185DT, L235DT, L245DT, L275DT, L1802DT, L2050DT, L2402DT, L2500DT, L2550DT, L2600DT, L2650DT, L2950DT, L3000DT | Front Hub Seal 58" x 37 mm | AM37650-43670 | \$ 20.00 | |
| L185DT, L235DT, L245DT, L275DT, L1802DT, L2050DT, L2402DT, L2500DT, L2550DT, L2600DT, L2650DT, L2950DT, L3000DT | Front Hub Seal 70" x 36 mm | AM37720-43690 | \$ 13.50 | |
| L235, L245, L275, L285P, L285WP, L295F, L305F, L345, L2002, L2050F, L2202, L2250F, L2350F, L2402, L2550F, L2600F, L2601, L2650, L2850F, L2900F, L3000F, L3001, L3010F, L3250F, L3300F, L3650F, L4200F, L4300F, L4310F, MX5000F | Front Hub Seal 75" x 47 mm | AM37300-11160 | \$ 11.50 | |
| L260P, L285, L2200, L2600 | Front Hub Seal 62" x 37 mm Replaces 32240-11151 | AM32240-11150 | \$ 10.00 | |
| B1550, B1700, B1750, B2100, B2400, B2410, B4200, B5100, B5200, B6100, B6200, B7100, B7200, B7300, B7400, B7410, B7500, B7510, B7610 | Rear Wheel Hub Assembly Replaces 67401-17450, 67401-17453 | AMH6640-17300 | \$ 145.00 | |

Steering Arms



| Application | Description | Part Number | Retail Price | Core |
|-------------------------------|--|---------------|--------------|------|
| L235, L245, L275, L285, L2600 | Steering Arm, Right Hand Replaces 34260-11211 | AM34260-11210 | \$ 74.00 | |
| | Steering Arm, Left Hand Replaces 34220-11221 | AM34220-11220 | \$ 110.00 | |
| L225, L245, L2000, L2201 | Steering Arm, Left Hand | AM34150-11215 | \$ 62.50 | |
| L2002, L2202, L2402 | Steering Arm, Left Hand | AM34260-11220 | \$ 74.00 | |

Drawbars






| Application | Description | Part Number | Retail Price | Core |
|---|---|---------------|--------------|------|
| L2050, L2250, L2350, L2550, L2650, L2850, L2900, L2950, L3250, L3600, L3650, L4200, L4350 | Drawbar 2" x 1.25" x 23.50" Replaces SW07328 | AM35070-29710 | \$ 98.00 | |
| M95S, M95X, M96S, M100GX, M100X, M105S, M105X, M108S, M108X, M110, M110GX, M110X, M120 | Drawbar | AM3F440-89120 | \$ 236.00 | |
| M5400 | Drawbar | AM3A011-89120 | \$ 92.00 | |
| M6950, M6950S, M7950, M7950S | Drawbar 2.50" x 1.25" x 26.62" Replaces 36330-89120 | AM36530-89120 | \$ 133.00 | |





Hydraulic Pumps and Components

| Application | Description | Part Number | Retail Price | Core |
|---|--|---------------|--------------|------|
| L175, L185, L185F, L245, L245DT, L245F, L1245H, L225, L295, L295DT, L295F, L1500, L1501, L2000, L2201, Engines: DH1101, D1301, Z750, Z751, Z851 | Hydraulic Pump Keyed Shaft, 4-Bolt Mount Replaces 34150-36100, 34150-36102, 34150-36103, 34150-36110, 35110-76101, 35180-36100, 37150-36100, 37150-36110 | AM35110-76100 | \$ 505.00 | |
| L235, L275 | Hydraulic Pump Splined Shaft | AM38240-76100 | \$ 225.00 | |
| L275, L1801, L2002, L2050F, L2202, L2350F, L2402, L2500F | Hydraulic Pump Tanged Shaft, 4-Bolt Mount, Replaces 2-Bolt Pump Replaces 38180-36100, 38180-76120 | AM38180-76100 | \$ 592.00 | |
| L2501, L2800, L3130, L3200, L3240, L3301, L3400, L3430, L3540, L3560, L3700, L3830, L3940, L4300, L4400 | Hydraulic Pump Replaces T1150-36403, T1150-36407, T1150-36409 | AMT1150-36440 | \$ 740.00 | |
| M4N-071, M5-091, M5-111, M5L-111, M5N-091, M5N-111, M7060, M8540, M8560, M9540, M9960 | Hydraulic Pump Replaces 3C081-82200, 3C081-82202, 3C081-82203 | AM3C081-82204 | \$ 1093.00 | |
| M4700, M5400, M6800, M8200, M9000 | Hydraulic Pump Replaces 3A111-82200 | AM3A111-82202 | \$ 895.00 | |
| M5040, M5140, M5660, M6040, M6060, M7040, M7060, M8540 | Hydraulic Pump | AM3C001-82204 | \$ 1448.00 | |
| M95SDS(SDTC)(SH), M96S, M100XDTC, M105S(SDTC), M108S(X)(XDTC), M110XDTC, M126XDTC, M135XDTC, M4900(DT)(DTC), M5040DT(DTC), M5040F(FC), M5040HD(HDC), M5640SU(SUD), M5700(HDC), M6040DT(DTC)(F)(FC), M6040HD(HDNB), M6800(DT)(HD)(HDC), M6800S(SC)(SDT)(SDTC), M7040DT(DTC), M7040F(FC), M7040HD(HDNB)(SU), M8200DTN(HDC)(DTN)(SDTNC), M8540DTC(FC), M8540HD(HDNB), M9000C(DT)(DTC)(DTC), M9000DTL(DTM)(DTMC)(HDC), M9540DT(DTC), M9540F(FC)(HD) | Hydraulic Coupler, Rigid Can be mounted directly to a valve or rigid tubing, 1/2" body size, 7/8" 14-UNF-2B thread, 3000 PSI rating | AM3A111-82011 | \$ 118.00 | |
| M5040, M6040, M7040, M8540, M9540 | Auxiliary Control Lever Cable | AM3C085-82970 | \$ 81.00 | |

Transmission Components

| Application | Description | Part Number | Retail Price | Core |
|--|--|---------------|--------------|------|
|  L175, L1500 | Mainshaft 24, 17, 22 & 13 Tooth 10 Spline, 15" Long 4-Speed Transmissions | AM34150-21510 | \$ 225.00 | |
| L4600DT, L4600F, L4701DT, L4701F | Mainshaft Replaces TC432-22102 | AMTC432-22103 | \$ 419.00 | |
| L2900, L3010, L3300, L3410, L3600, L3710, L4200, L4300, L4310, L4400, L4610, MX5000 | Mainshaft Gear 27 Tooth | AMTA040-22110 | \$ 70.00 | |
|  L175, L1500 | Reverse Gear, 28T Replaces 34150-23130, 34150-23133 | AM34159-23100 | \$ 96.50 | |
|  L225, L2000 | Reverse Gear, 28T Replaces 34200-23134 | AM34209-23100 | \$ 101.50 | |
|  L285, L2600 | Reverse Gear, 20T Replaces 34260-23132, 34260-23133 | AM34260-23130 | \$ 84.00 | |
|  L185, L225, L295, L305, L345, L2050, L2201, L2350, L2500, L2600, L3000 | Reverse Fork, 2 Gear Replaces 35305-23530, 37150-23530, 37150-23534 | AM35305-23532 | \$ 78.50 | |

Kubota® — Tractor

| Application | Description | Part Number | Retail Price | Core |
|--|--|---------------|--------------|------|
|  L225, L2000 | Reverse Fork, 2 Gear Replaces 34200-23532 | AM34200-23530 | \$ 104.50 | |
|  L2202, L2402 | Reverse Fork, 2 Gear | AM38240-23535 | \$ 62.50 | |
| L4300, L4400, MX4700, MX4800, MX5000, MX5100, MX5200 | Countershaft Gear 34 Tooth Replaces TC030-22230, TC030-22233 | AMTC030-22232 | \$ 98.00 | |
| M5040, M5140, M6040, M7040, M8540, M9540 | Main Gear Shift Cable | AM3C081-29770 | \$ 55.00 | |
| M8540, M9540 | Parking Brake Cable | AM3C081-29814 | \$ 58.00 | |
| M4800SU, M4900, M4900SU, M5040, M5140, M5640, M5660, M5700, M6040, M6060, M6800, M7040, M7060, M8200, M8540, M9540 | Transmission Dipstick | AM3A211-21510 | \$ 13.00 | |

PTO Shafts

| Application | Description | Part Number | Retail Price | Core |
|--|--|---------------|--------------|------|
| L235, L275, L2002, L2202, L2250F, L2402, L2550DT, L2550F, L2250ST | PTO Shaft 24 Spline, 14 1/4" Replaces 38240-25310 | AM38240-25313 | \$ 189.00 | |
| L285, L2600 | PTO Shaft 24 Spline, 25 13/16" Replaces 34260-25314, 34260-25315 | AM34260-25310 | \$ 289.50 | |
| L3301DT, L3301F | PTO Shaft | AMTC422-25314 | \$ 200.00 | |
| M4D-061, M4D-071, M5660, M6060, M7060 | PTO Drive Shaft | AM3A484-79133 | \$ 327.00 | |
| M5660, M6800, M7040 | PTO Drive Shaft 12 Tooth | AM3A111-79130 | \$ 190.00 | |

PTO Adapters

| Application | Description | Part Number | Retail Price | Core |
|----------------------|--|-------------|--------------|------|
| Tractors up to 70HP | PTO Adapter Small 540 to 1000 Spline, 4 1/8" Overall Length Changes PTO from 1 3/8" x 6 spline to 1 3/8" x 21 spline and extends the PTO shaft 4 1/8" | AMX59112 | \$ 40.00 | |
| Tractors up to 70HP | PTO Adapter Small 1000 to 540 Spline, 6 3/8" Overall Length Reduces PTO from 1 3/8" x 21 spline to 1 3/8" x 6 spline and extends the PTO shaft 4 1/8" | AMX59108 | \$ 40.00 | |
| Tractors up to 100HP | PTO Adapter Large 1000 to 540 Spline, 7 1/2" Overall Length Reduces PTO from 1 3/4" x 20 spline to 1 3/8" x 6 spline and extends the PTO shaft 4 5/8" | AMX59109 | \$ 71.00 | |
| Tractors up to 100HP | PTO Adapter Large 1000 to Small 1000 Spline, 7" Overall Length Changes PTO from 1 3/4" x 20 Spline to 1 3/8" x 21 Spline and extends the PTO shaft 4 5/8" | AMX59110 | \$ 71.00 | |

Kubota® — Tractor

Rear Axles Components

| Application | Description | Part Number | Retail Price | Core |
|--|---|---------------|--------------|------|
| L2050, L2350, L2500, L2501, L2600, L2800, L3000, L3200, L3400, L3700, L3800 | Rear Axle Gear 53 Tooth | AM31331-26832 | \$ 183.00 | |
| L4600DT, L4600F, L4600H, L4701DT, L4701F, L4701H | Rear Axle Gear 60 Tooth | AMTC432-26830 | \$ 559.00 | |
| M4D-061, M4D-071, M59, M62, M5040, M5140, M5660, M6040, M6060, M7040, M7060, M8540 | Rear Axle Differential Gear Shaft | AM3C011-43410 | \$ 60.00 | |
| M4800SU, M4900, M4900SU, M5640, M5660, M5700, M6800, M7040, M8200 | Rear Axle Differential Planetary Gear 65 Tooth | AM3A111-48320 | \$ 154.00 | |
| M4800SU, M4900, M4900SU, M5640, M5660, M5700, M6800, M7040, M8200 | Brake Shaft, Right Hand 13 Tooth Replaces 3A211-48460 | AM3A111-48460 | \$ 179.00 | |
| | Brake Shaft, Left Hand 13 Tooth Replaces 3A111-48470 | AM3A211-48470 | \$ 199.00 | |



Power Steering Cylinders and Components

| Application | Description | Part Number | Retail Price | Core |
|---|---|---------------|--------------|------|
| M4030, M4950-S, M5030, M5950-S, M6030, M6800, M6950-S, M7030, M7030SU, M8030, M8200 | Power Steering Cylinder End 7" Long, 1.08" OD M20x1.50" Right Hand Thread | AM35533-62920 | \$ 68.00 | |
| M4700, M4800SU, M4900, M4900SU, M5400, M5700, M6800 | Power Steering Cylinder End 3.39" Long Right Hand, M20x1.50" Thread | AM3A011-62922 | \$ 48.00 | |
| M4700, M5400 | Power Steering Cylinder End 3.156" Long Right Hand, M20x1.50" Thread | AM3A012-62920 | \$ 29.00 | |

Steering Gearbox Assembly

| Application | Description | Part Number | Retail Price | Core |
|------------------|--|---------------|--------------|------|
| L175, L185, L245 | Steering Gearbox Assembly Replaces 35240-16100, 34159-16091 | AMH3520-99100 | \$ 516.50 | |




Steering Shafts

| Application | Description | Part Number | Retail Price | Core |
|--|--|---------------|--------------|------|
| L1500DT, L1501, L175, L185DT, L185F, L225DT, L245DT, L245F, L1801, L2000, L2201DT, L2250DT | Steering Shaft Assembly 4WD, Keyway 23 5/8" Overall Length 1 13/16" x 1 1/2" Ball Nut Replaces 34150-16201, 794130-15500, 794130-15101 | AM34150-16200 | \$ 147.00 | |
| L285, L2600 | Steering Shaft Assembly 23 3/4" Overall Length 2" x 1 9/16" Ball Nut Replaces 34260-16201 | AM34260-16200 | \$ 158.50 | |
| B4200, B5100, B6000, B6100, B7100D | Steering Shaft 18 5/8" Overall Length Replaces 66811-41200, H6680-91200, H6680-91202 | AMH6680-41202 | \$ 160.00 | |



Kubota® — Tractor

Steering Components

| | Application | Description | Part Number | Retail Price | Core |
|---|---|---|---------------|--------------|------|
|  | L150, L175, L185DT, L185F, L225, L225DT, L245DT, L245F, L245H, L2000, L2202 | Steering Bearing Replaces 34150-16221 | AM34150-16220 | \$ 17.50 | |
|  | B8200DP, B8200EP, L2500DT, L2500F, L2600F | Steering Sector Shaft 15/16" to 1" Taper, 5 Tooth, 36 Spline | AM38180-16120 | \$ 158.50 | |
|  | L210, L260P, L285, L285P, L285WP, L295DT, L295F, L345, L345DT, L2600 | Steering Bearing | AM32200-16221 | \$ 15.00 | |
| | M5040, M5140, M6040, M7040, M7060, M8540, M9540 | Steering Joint Assembly | AM3C081-63360 | \$ 104.00 | |

Steering Wheels and Caps

| Application | Description | Part Number | Retail Price | Core |
|---|--|---------------|--------------|------|
| B2400, B5100, B6000, B6100, B7100, B8200, L185, L235, L245, L275, L305, L345, L355, L2050 | Steering Wheel 15 3/4" Diameter, 18 Spline Hub For 3 1/2" Steering Shaft Replaces 66611-41400, SBA334300050, SBA334310110 | AM32400-16800 | \$ 64.00 | |

Lift Link Assemblies and Components









| Application | Description | Part Number | Retail Price | Core |
|--|-----------------------------------|---------------|--------------|------|
| M5-091HD, M5-091HD-1, M5-091HD12, M5-091HD12-1, M5-091HDC, M5-091HDC-1, M5-091HDC12, M5-091HDC12-1, M5-091HF, M5-091HF-1, M5-091HFC, M5-091HFC-1, M5-111HD, M5-111HD12, M5-111HDC, M5-111HDC12, M5-111HDC24, M5-111HF, M5-111HFC, M5L-111, M8560HD, M8560HD12, M8560HDC, M8560HDC12, M8560HF, M8560HFC, M9540HDC-LTD, M9540HDC24-1, M9960HD, M9960HD12, M9960HDC, M9960HDC12, M9960HDL, M9960HDLSN, M9960HF, M9960HFC, (M8540DT, M8540DT-1, M8540DTC, M8540DTC-1 ASN 053334), (M8540F, M8540F-1, M8540FC, M8540FC-1 ASN 10405), (M8540HD, M8540HD-1, M8540HD12, M8540HD12-1, M8540HDC, M8540HDC-1, M8540HDC12, M8540HDC12-1 ASN 53335), (M9540F, M9540F-1, M9540FC, M9540FC-1, M9540HFL, M9540HFL-1, M9540HFL-1S ASN 10613), (M9540DT, M9540DT-1, M9540DTC, M9540DTC-1, M9540HD, M9540HD-1, M9540HD12, M9540HD12-1, M9540HDC, M9540HDC-1, M9540HDC12, M9540HDC12-1, M9540HDL, M9540HDL-1, M9540HDL-1S ASN 57792) | Lift Link Assembly, Left Hand | AM3C081-91450 | \$ 175.00 | |
| M5040, M5140, M6040, M6060, M7040, M7060 | Lift Link Assembly, Right Hand | AM3C001-91232 | \$ 238.00 | |
| | Lift Link Assembly, Left Hand | AM3C001-91452 | \$ 207.00 | |
| M8540 ASN 053334, M9540 | Leveling Box Assembly, Right Hand | AM3C08191230 | \$ 94.00 | |
| L4600, L4701 | Lift Link, Left Hand | AMTC432-71540 | \$ 124.00 | |

Top Link Assemblies







| Application | Description | Part Number | Retail Price | Core |
|---|--|---------------|--------------|------|
| M5-091, M5-111, M5L-111, M8540, M8560, M9540, M9960 | Toplink Assembly Replaces 3C081-91700 | AM3C081-91702 | \$ 258.00 | |
| M5040, M6040, M6060, M7040, M7060, M8540 | Toplink Assembly | AM3C001-91700 | \$ 266.00 | |

Kubota® — Tractor

Lighting

| | Application | Description | Part Number | Retail Price | Core |
|---|---------------------|--|-------------|--------------|------|
|  | Universal Equipment | LED Floodlight All-Position Light 4.25" x 4.25" Square Light 2650 Lumens, 48 Watts, 4 Amps For 12 Volt to 24 Volt Systems Includes Mounting Bracket and Stainless Steel Hardware | AMTL105F | \$ 79.00 | |
|  | Universal Equipment | LED Floodlight All-Position Light 6.25" x 1.75" Rectangle Light 1300 Lumens, 18 Watts, 1.50 Amps For 12 Volt to 24 Volt Systems Includes Mounting Bracket and Stainless Steel Hardware | AMTL118F | \$ 57.00 | |
|  | Universal Equipment | LED Floodlight All-Position Light 5" Round Light 3200 Lumens, 40 Watts, 3.30 Amps For 12 Volt to 24 Volt Systems Includes Mounting Bracket and Stainless Steel Hardware | AMTL180 | \$ 102.00 | |
|  | Universal Equipment | LED Floodlight All-Position Light Round Light 6900 Lumens, 50 Watts, 4.10 Amps For 9 Volt to 32 Volt Systems Includes Mounting Bracket and Stainless Steel Hardware | AMTL500F | \$ 130.00 | |
| | | LED Floodlight All-Position Light 4.30" Round Light 5040 Lumens, 50 Watts, 4.10 Amps For 12 Volt to 24 Volt Systems Includes Stainless Steel Adjustable Mounting Bracket | AMAT305931 | \$ 113.00 | |
|  | Universal Equipment | LED Floodlight All-Position Light 4.25" Round Light 2650 Lumens, 42 Watts, 3.50 Amps For 12 Volt to 24 Volt Systems Includes Mounting Bracket and Stainless Steel Hardware | AMTL115F | \$ 66.00 | |
|  | Universal Equipment | LED Wide Floodlight All-Position Light 5" x 7" Rectangle Light 3800 Lumens, 35 Watts For 12 Volt to 24 Volt Systems | AMX34171 | \$ 60.00 | |
|  | Universal Equipment | LED Floodlight, Sealed Beam Fender Mount 4.50" Diameter Round Light 1250 Lumens, 18 Watts, 1.50 Amps Trapezoid Pattern For 12 Volt to 24 Volt Systems | AMTL3010 | \$ 50.00 | |
| | | LED Floodlight Fender Mount 4.50" Diameter Sealed Beam Round Light 1250 Lumens, 18 Watts, 1.20 Amps Trapezoid Pattern For 12 Volt to 24 Volt Systems Lasts 50 times longer than halogen lighting, vibration resistant w/ no filament failures, uses original mount and wiring, Operating temperature of -40°F to 140°F / -40°C to 60°C | AMRE336111 | \$ 37.00 | |
|  | Universal Equipment | LED Floodlight Fender Mount 4.50" Diameter Sealed Beam Round Light 1440 Lumens, 18 Watts, 1.60 Amps Lasts 50 times longer than halogen lighting, vibration resistant w/ no filament failures, 2-terminal connection, Operating temperature of -40°F to 140°F / -40°C to 60°C | AMRE336112 | \$ 68.00 | |




Kubota® —Tractor

| Application | Description | Part Number | Retail Price | Core |
|---|--|-------------|--------------|------|
|  Universal Equipment | LED Floodlight Cab and Fender Mount 3.50" x 6" Rectangle Light 3600 Lumens, 40 Watts, 3 Amps | AMX34146 | \$ 65.00 | |
|  Universal Equipment | LED Spotlight All-Position Light 4.25" x 4.25" Square Light 1400 Lumens, 27 Watts, 2.20 Amps For 12 Volt to 24 Volt Systems | AMTL100S | \$ 50.00 | |
|  Universal Equipment | LED Spotlight All-Position Light 6.25" x 1.75" Rectangle Light 1300 Lumens, 18 Watts, 1.50 Amps For 12 Volt to 24 Volt Systems Includes Mounting Bracket and Stainless Steel Hardware | AMTL118S | \$ 57.00 | |
|  Universal Equipment | LED Spotlight All-Position Light Round Light 6900 Lumens, 50 Watts, 4.10 Amps For 9 Volt to 32 Volt Systems Includes Mounting Bracket and Stainless Steel Hardware | AMTL500S | \$ 135.00 | |
|  Universal Equipment | LED Trapezoid Light Cab and Fender Mount 4.50" Diameter Round Light 2800 Lumens, 40 Watts, 3.30 Amps Trapezoid Pattern For 12 Volt to 24 Volt Systems Bottom Mount w/ Built-In Heat Sink Includes Mounting Bracket, Long and Short Rubber Bezels and Stainless Steel Hardware | AMTL2080 | \$ 107.00 | |
| | LED Trapezoid Light Cab and Rear Fender Mount 4.50" Diameter Round Light 2800 Lumens, 40 Watts, 3.30 Amps Trapezoid Pattern For 12 Volt to 24 Volt Systems Bottom Mount w/ Built-In Heat Sink Includes Mounting Bracket, Long and Short Rubber Bezels and Stainless Steel Hardware | AMX33121 | \$ 90.00 | |
|  Universal Equipment | LED Warning Light Cab, Header or Swather Mount Can be used for Turn Signal, Brake or Running Lights 4.125" Diameter Round Light Double Sided, Amber Lenses 25 Bulbs per Side For 12 Volt to 24 Volt Systems | AMTLFL2 | \$ 62.00 | |
| | LED Warning Light Cab, Header or Swather Mount Can be used for Turn Signal, Brake or Running Lights 4.125" Diameter Round Light Double Sided, Amber Lenses 25 Bulbs per Side For 12 Volt to 24 Volt Systems | AMX1910149 | \$ 52.00 | |

Kubota® — Tractor

| Application | Description | Part Number | Retail Price | Core |
|---|--|-------------|--------------|------|
|  Universal Equipment | LED Warning Light Cab, Header or Swather Mount Can be used for Turn Signal, Brake or Running Lights 4.125" Diameter Round Light Double Sided, Red and Amber Lenses 25 Bulbs per Side For 12 Volt to 24 Volt Systems | AMTLFL3 | \$ 62.00 | |
| | LED Warning Light Cab, Header or Swather Mount Can be used for Turn Signal, Brake or Running Lights 4.125" Diameter Round Light Double Sided, Red and Amber Lenses 25 Bulbs per Side For 12 Volt to 24 Volt Systems | AMX33126 | \$ 52.00 | |
|  Universal Equipment | LED Magnetic Warning Light All-Position Light 360° Flashing Light, Multiple Patterns 9.50" x 6.75" Rectangle Light Magnetic Base or Solid Mount For 12 Volt to 24 Volt Systems Includes Cigarette Lighter Adapter, Wiring and Switch | AMTL1100 | \$ 192.00 | |
|  Universal Equipment | LED Magnetic Warning Light All-Position Light 360° Flashing Light, Multiple Patterns 14" x 6.75" Rectangle Light Magnetic Base or Solid Mount For 12 Volt to 24 Volt Systems Includes Cigarette Lighter Adapter, Wiring and Switch | AMTL1200 | \$ 215.00 | |
| Universal Equipment | Warning Beacon 360° Flashing Beacon, Amber Lens For 0.9435" Diameter Pipe Replaces 84337818, AZ44705, AZ101891 | AM82018390 | \$ 58.00 | |
|  Universal Equipment | LED Warning Beacon 360° Flashing Beacon 2.75" x 5.25" Light Polycarbonate Amber Lens and Housing For 12 Volt to 24 Volt Systems Includes Solid Mounting Pad and Stainless Steel Hardware | AMTL2100 | \$ 34.00 | |
|  Universal Equipment | LED Warning Beacon 360° Flashing Beacon, 3 Different Patterns 5" x 10" Light Amber Lens, 48 Watts, 4 Amps For 12 Volt to 24 Volt Systems Brackets Sold Separately | AMX33131 | \$ 85.00 | |
|  Universal Equipment | Warning Beacon Bracket | AMX33132 | \$ 17.00 | |
|  Universal Equipment | Warning Beacon Bracket | AMX33133 | \$ 17.00 | |
|  Universal Equipment | Warning Beacon Bracket | AMX33137 | \$ 17.00 | |

Kubota® — Tractor












| Application | Description | Part Number | Retail Price | Core | |
|---|---|--|---|-----------|----------|
|  | Universal Equipment | Warning Beacon Bracket | AMX33135 | \$ 17.00 | |
| | Universal Equipment | LED Light Bar 4" Long, 1260 Lumens, Cree Bulbs | AMLED4 | \$ 45.00 | |
|  | Universal Equipment | LED Light Bar Flood/Spotlight Combo 10" Long, 5700 Lumens, 50 Watts, 4.20 Amps For 12 Volt to 24 Volt Systems Includes Mounting Bracket and Stainless Steel Hardware | AMTL10SRC | \$ 145.00 | |
| | Universal Equipment | LED Light Bar Floodlight/Spotlight Combo 14" Long, 5400 Lumens, 72 Watts, 6 Amps Die Cast Aluminum Housing, Polycarbonate Lens For 12 Volt to 24 Volt Systems Includes Mounting Bracket and Heavy Duty Stainless Steel Hardware | AMTLB410C | \$ 169.00 | |
| | Universal Equipment | LED Light Bar Floodlight/Spotlight Combo 30" Long, 13600 Lumens, 150 Watts, 12.50 Amps For 12 Volt to 24 Volt Systems Includes Mounting Bracket and Stainless Steel Hardware | AMTL30SRC | \$ 259.00 | |
| | Universal Equipment | LED Light Bar 30" Long, 13860 Lumens, Cree Bulbs | AMLED30 | \$ 130.00 | |
| | Universal Equipment | LED Light Bar Floodlight/Spotlight Combo 40" Long, 17300 Lumens, 200 Watts, 16.70 Amps For 12 Volt to 24 Volt Systems Includes Mounting Brackets and Stainless Steel Hardware | AMTL40SRC | \$ 337.00 | |
| | Universal Equipment | LED Light Bar 40" Long, 18200 Lumens, Cree Bulbs | AMLED40 | \$ 160.00 | |
| | Universal Equipment | LED Light Bar Floodlight/Spotlight Combo 42" Long, 14500 Lumens, 240 Watts, 19 Amps For 12 Volt to 24 Volt Systems Includes Mounting Bracket and Stainless Steel Hardware Replaces 1163691 | AMTLB440C | \$ 328.00 | |
| | Universal Equipment | LED Light Bar, Curved 50" Long, 21500 Lumens, Cree Bulbs | AMLED50C | \$ 194.00 | |
| |  | Universal Equipment | LED Magnetic Work Light All-Position Light 3.25" Square Floodlight 900 Lumens Magnetic Base Includes Lithium Ion Battery, Cigarette Lighter and DC Charger | AMTL2460 | \$ 89.00 |

Glass

| Application | Description | Part Number | Retail Price | Core |
|--|------------------------------|---------------|--------------|------|
| (M95SDT, M105SDT - w/ Cab), 2WD: (M105S, M4900, M5700, M6800S, M8200, M9000 - w/ Cab), 4WD: (M105SDT, M5700DT, M6800SDT, M95SDT - Dual Traction w/ Cab), (M4900DT, M8200DT, M9000DT, M9000DTMC Muddler - w/ Cab), (M5700HDC, M6800HDC, M8200HDC, M9000HDC - Hydraulic Shuttle Tractors w/ Cab) | Lower Front Glass, Left Hand | AM3G710-70560 | \$ 75.00 | |

Kubota® —Tractor













Air Conditioning Parts and Components

| Application | Description | Part Number | Retail Price |
|--|---|---------------|--------------|
|  M6950, M7950, M8950 | Compressor Conversion Kit Denso Style to Selttec Style Includes Compressor, Mounting Bracket, Service Valves, O-Rings, Belt and Mounting Hardware, Replaces Upright Style Denso Compressor See Manufacturer for Oil Type and Quantity | AMX10247 | \$ 525.00 |
| | Premium Synthetic Ester Oil, 100V, 12 oz | AMX10273 | \$ 11.00 |
|  B3030, L3240, L3430, L3540, L3940, L4240, L4330, L4630, L4740, L5030, L5240, L5740, M95S, M105S, M105X, M110, M120, M125X, M4900, M5700, M6800, M8200, M9000 | Compressor, Denso SCSEA06C Style 12 Volt, w/ Single Groove Clutch, 4.80" Clutch Diameter, Direct Mount Requires Synthetic Ester Oil 100V, 2.50 oz (74 cc) Replaces 6A671-97110, 6A671-97114 | AMX10235 | \$ 500.00 |
| | Premium Synthetic Ester Oil, 100V, 12 oz | AMX10273 | \$ 11.00 |
|  L3600, L3710, L3940, L4200, L4240, L4310, L4610, L4630, L4740, L5740, M900, M4900, M6800, M9000 BSN 10913 | Compressor, Denso 10PO8E Style 12 Volt, w/ Single Groove Clutch, 4.80" (122 mm) Clutch Diameter, 0.50" Belt Width, 3-Ear Mount, Must use Original Manifold Requires Pag Oil ND8, 4.50 oz (133 cc) | AMT0070-87290 | \$ 791.00 |
| | Denso ND8 Pag Oil, 46V, 8.50 oz | AMX10272 | \$ 31.00 |
|  M4N-071HDC12, M6-131DTC, M6-141DTC, M6-141DTSC, M7-131P, M7-131P KVT, M7-131PB, M7-151P, M7-151P KVT, M7-151PB, M7-151PB KVT, M7-151S, M7-171P, M7-171P KVT, M7-171PB, M7-171PB KVT, M7-171S, M126GXDTSC, M126XDTC, M126XDTPC, M135GXDTSC, M135GXDTC, M135XDTC, M135XDTC | Reman Compressor, SV07E 12 Volt w/ 6-Groove Clutch for Serpentine Belt, Coil Mounted at 10 o'clock Position 4.25" (112.80 mm) Clutch Diameter Requires Pag Oil ND8, 46V Replaces 3P999-00620, 447280-3080 | AM447280-3050 | \$ 625.00 |
|  M108S, M5040, M6040, M7040, M8540 Ref# 3C581-50060 | Compressor, Denso SVO7E Style 12 Volt, w/ Single Groove Clutch, 4.37" (111 mm) Clutch Diameter Distance from Top Ear to Center of Groove: 2.48" (63 mm) Coil Mounted at 10 o'clock Position, ND-Oil 8 | AM3C581-97590 | \$ 780.00 |
|  M110 ASN 50386, M120 BSN 50839, M900, M4900, M6800 BSN 65762, M9000 SN 10914-11322 | Compressor, Nippondenso SCS06 Style 12 Volt, w/ Single Groove Clutch, 4.80" (122 mm) Clutch Diameter, 0.50" Belt Width, Direct Mount, 3 oz Oil QTY ND-Oil 8 | AMT1065-72213 | \$ 555.00 |
|  M110 BSN 50386, M120, M7580, M8580, M9580 | Compressor, Denso 10PA15C Style 12 Volt, w/ Single Groove Clutch, Must use Original Manifold Distance Between Mounting Holes: Top=3.58" (91.08 mm); Bottom=3.08" (78.47 mm) Requires Pag Oil ND8, See Manufacturer for Oil Quantity | AM33770-50050 | \$ 383.00 |
| | Denso ND8 Pag Oil, 46V, 8.50 oz | AMX10272 | \$ 31.00 |
|  B3030, M120 ASN 50840, M4900, M5040, M5700 ASN 11018, M6040 BSN 52299, M6800, M9000 ASN 11431, RTV1100 | Compressor Clutch SCSA06C Clutch, 4.80" Coil w/ 1/2" Single Groove, Splined-Type Shaft | AM6A671-97310 | \$ 173.00 |
|  M108S, M5040, M6040, M7040, M8540 | Reman Compressor Clutch SV07E Clutch w/ 12 Volt Coil, Single Groove For Aftermarket AM3C581-97590 Compressor | AM3C581-96110 | \$ 204.00 |
|  M120 BSN 50839, M5700 SN 10658-11017, M9000 SN 10914-11322 | Compressor Clutch SCS06 Clutch, 4.80" 12 Volt Coil w/ 1/2" Single Groove, Splined-Type Shaft Complete w/ Coil, Hub and Pulley | AMT1065-87310 | \$ 170.00 |
|  M9000 BSN 10913 | Compressor Clutch 10POE Clutch, 4.78" 12 Volt Coil w/ 1/2" Single Groove, Key-Type Hub Complete w/ Coil, Hub and Pulley | AMT0070-87310 | \$ 165.00 |





Kubota® —Tractor

| | Application | Description | Part Number | Retail Price |
|---|---|---|---------------|--------------|
|  | M9000 SN 10913-11430 | Nippondenso Compressor Clutch 4.80" Coil w/ 1/2" Single Groove | AM6A671-97210 | \$ 255.00 |
|  | Universal Equipment | High Pressure Switch Normally Open, Opens at 305 PSI, Closes at 395 PSI, 7/16"x20 Thread | AMX10276 | \$ 36.00 |
|  | Universal Equipment | Low Pressure Switch Normally Open, Opens at 6 PSI, Closes at 45 PSI, Standard 7/16"x20 Thread | AMX10277 | \$ 56.00 |
|  | Universal Equipment | Low Pressure Switch Normally Open, Opens at 35 PSI, Closes at 46 PSI, Standard 7/16"x20 Thread | AMX10278 | \$ 42.00 |
|  | B3030, L3240, L5740, M108S BSN 70282, M120 ASN 70657, M125X, M135X, M4900, M5700 ASN 10953, M6800, RTV1100 BSN 14540 | Low Pressure Switch, Normally Open Opens at 29 PSI, Closes at 35 PSI, 11 mm Metric Thread, M11x100 Thread - Male | AM3A761-96290 | \$ 33.00 |
|  | M108S ASN 70283, M120 BSN 70656, M5700 BSN 10952, M7580, RTV ASN 14541 | Low Pressure Switch, Normally Open Opens at 30 PSI, Closes at 34 PSI, 11 mm Metric Thread, M11x100 Thread - Male | AM33770-96290 | \$ 38.00 |
|  | B3030, L4630 | Receiver Drier Metric Threads | AMT2055-72230 | \$ 31.00 |
|  | B3030, KX121, KX121-3, KX161-3, L3240, L3430, L3600, L3710, L4200, L4310, L4330, L4610, L4630, L5030, L5240, L5740, M95S, M105S, M108S, M108X, M110, M120, M4900, M4900C, M5040, M5700, M6040, M6800, M7040, M7580, M8200, M8540, M8580, M9000, M9540, M9580, RTV1100 Replaces T0070-79270 | Komatsu Receiver Drier XH9 Desiccant | AMX10239 | \$ 41.00 |
|  | M5950, M6950, M7950 | Receiver Drier 2.64" x 9" Male O-Ring w/ Female Switch Port, Inlet - 14 mm, Outlet - 14 mm, Metric, R134a Compatible | AM70000-67458 | \$ 31.00 |
|  | B3030, L3430, L3710, L4310, L4330, L4610, L4630, L4900C, L5030, M4900, M5700, M6800, M8200, M9000 | Expansion Valve Internally Equalized w/ Capillary Tube, Metric | AMT1065-72170 | \$ 23.00 |
|  | L3600, L4200 | Expansion Valve | AMT0070-94120 | \$ 30.00 |
|  | M120, M125X, M135X, M5700, M9580 | Expansion Valve Internally Equalized, Metric | AM33770-96120 | \$ 39.00 |
|  | M108S, M105S, M4900, M5040, M6040, M6800, M7040, M8540, M9000, RTV1100 | Expansion Valve Block Type | AM3A851-72170 | \$ 36.00 |

Kubota® —Tractor

| Application | Description | Part Number | Retail Price |
|---|---|---------------|--------------|
|  M5950, M6950 | Expansion Valve Internally Equalized w/ 13.50" Capillary Tube, Metric | AM70000-67459 | \$ 20.00 |
|  B3030, L3240, M5700 BSN 11017, M6800 BSN 65762, M90000 ASN 10914 | Blower Motor CW Rotation, 12 Volt, 2-Wire (Spade), Single 1/4" Shaft, Single Speed, 5 3/4" x 6 3/4" Overall Dimensions | AM3G910-72150 | \$ 810.00 |
|  290, 530, L3430, L3600, L4200 | Blower Motor | AMT0070-94130 | \$ 580.00 |
|  L3430, L3710 ASN 71651, L4310 ASN 71290, L4610 ASN 71389, L5030 | Blower Motor CW Rotation, 12 Volt, 2-Wire, Single 1/4" Shaft, Single Speed, 5 1/4" x 2 3/8" Overall Dimensions | AMT1065-72150 | \$ 890.00 |
|  L3710 BSN 71651, L4310 BSN 71289, L4610 BSN 72388 | Blower Motor CW Rotation, 12 Volt, 2-Wire, Single 1/4" Shaft, Single Speed, 5" x 6 3/4" Overall Dimensions | AMT0270-72150 | \$ 725.00 |
|  M108S, M5700 ASN 11018, RTV1100, M6800 ASN 65763, M9000 ASN 11323 | Blower Motor CCW Rotation, 12 Volt, 2-Wire, 5/16" Shaft Size, 2 15/16" Motor Diameter, 2 3/4" Wheel Length, 6 1/2" Wheel Diameter, 5 1/2" Overall Length | AM3A851-72150 | \$ 163.00 |
|  M110, M120 | Blower Motor w/ Wheel CW Rotation, 12 Volt | AM3F760-57020 | \$ 198.00 |
|  M110, M120 | Blower Motor w/ Wheel CCW Rotation, 12 Volt | AM3F760-57030 | \$ 255.00 |
|  M4900, M9000 BSN 10913 | Blower Motor | AM3G710-72150 | \$ 800.00 |
|  M5950, M6950, M7580 | Blower Motor CW Rotation, 12 Volt, 2-Wire, Single Speed, 5/16" Shaft | AM70000-73355 | \$ 305.00 |
|  B3030, B5030, L4630, L5030 | Condenser Core: 11 5/8" x 14" x 5/8" 13 Fins per Inch | AMT2055-72220 | \$ 128.00 |
|  M108S, M5700 ASN 10658, M6800 ASN 65763, M8200, M9000 | Condenser Core: 14 1/4" x 13 1/2" x 7/8" 13 Fins per inch | AM3A851-50040 | \$ 393.00 |
|  M110, M120, M7580 ASN 60313, M8580, M9580 | Condenser Core: 17 1/2" x 12 1/4" x 1 3/4" 12 Fins per inch | AM33770-50042 | \$ 610.00 |
|  M5040, M6040, M7040, M8540, M9540 | Condenser Core: 16" x 13 1/2" x 7/8" 13 Fins per inch | AM3C581-50040 | \$ 450.00 |

Kubota® —Tractor

| Application | Description | Part Number | Retail Price |
|--|---|---------------|--------------|
|  M5950, M6950, M7950, M8950, M8580 | Condenser Core: 15 3/4" x 12 1/4" x 1 5/8" 10 Fins per inch Replaces 36919-50040 | AM36919-50044 | \$ 365.00 |
|  L3600, L4200 | Evaporator | AMT0070-94110 | \$ 410.00 |
|  L3710, L4310, L4610, L5030, M1055, M4900, M5700 BSN 10657, M6800 BSN 65762, M9000 BSN 58436 | Evaporator Overall: 18" x 7 1/2" x 3 1/8" Core: 14" x 3 1/8" x 4 1/16" | AMT0270-87340 | \$ 340.00 |
|  M105, M105S, M108S, M4900, M5700 ASN 10658, M6800 ASN 65763, M9000 ASN 58437, RTV1100 | Evaporator Core: 7 3/8" x 2 1/4" x 8 3/4" | AM3A851-72100 | \$ 165.00 |

Rockshaft Components

| Application | Description | Part Number | Retail Price | Core |
|--|-------------------|---------------|--------------|------|
| M4D-061, M4N-071, M5N-091, M5N-111, M5040, M5140, M5640, M5660, M6040, M6060, M7040, M7060, M8540 | Rockshaft Bushing | AM3C001-82410 | \$ 19.00 | |
| M5-091, M5-111, M5L-111, M5640, M5660, M7040, M8540, M8560, M9540, M9960 | Rockshaft Bushing | AM3G705-82410 | \$ 18.00 | |

Abilene Machine LLC

Family-Owned Since 1980



As one of the largest and most innovative ag replacement parts companies, getting you the parts you need is a responsibility we take seriously. We stock more than 40,000 new, used and remanufactured parts at 4 locations nationwide.

Rims are Available

For Kubota®
Tractors



Single Rims



Dual Rims

Air Conditioning Parts and Components



Blower Motors • Compressors • Condensers
Evaporators • Expansion Valves • Receiver Driers

LEDs Light Up Your World

LEDs are extremely energy efficient & more durable than traditional incandescent light bulbs. Other benefits include a much longer lifespan, reduced maintenance costs and higher safety.



LED kits and single replacement lights available for tractors, combines, harvesters, balers, loaders, skid steers, telehandlers and more.



Grammer[®] Seats

You spend a lot of time in your cab, and having high-quality seating is about more than being comfortable. It's about protecting your back and keeping you going. Whether you need to make a repair or want a plug-and-play replacement, we can help with our extensive inventory of Grammer[®] seats.

Grammer[®] seats are the gold standard for cab seats. These extremely durable seats are plug-and-play, so you can easily install them and get back in the field. We offer models with mechanical and air ride suspensions, so you can find a seat that fits you (and your farm equipment) perfectly.

We also offer buddy seats, assemblies and individual components including cushions, suspensions and

additional replacement parts. We have you covered for many makes and models, including John Deere[®], Case IH[®], International[®], New Holland[®], Bobcat[®] and more.

For more than 40 years, Abilene Machine has been helping distributors, dealers and repair shops like yours succeed by providing top-rated parts at great prices — all with exceptional service. See how our family-owned company can help your business grow.

Abilene, Kansas
Bishopville, South Carolina
Sioux Falls, South Dakota
Billings, Montana

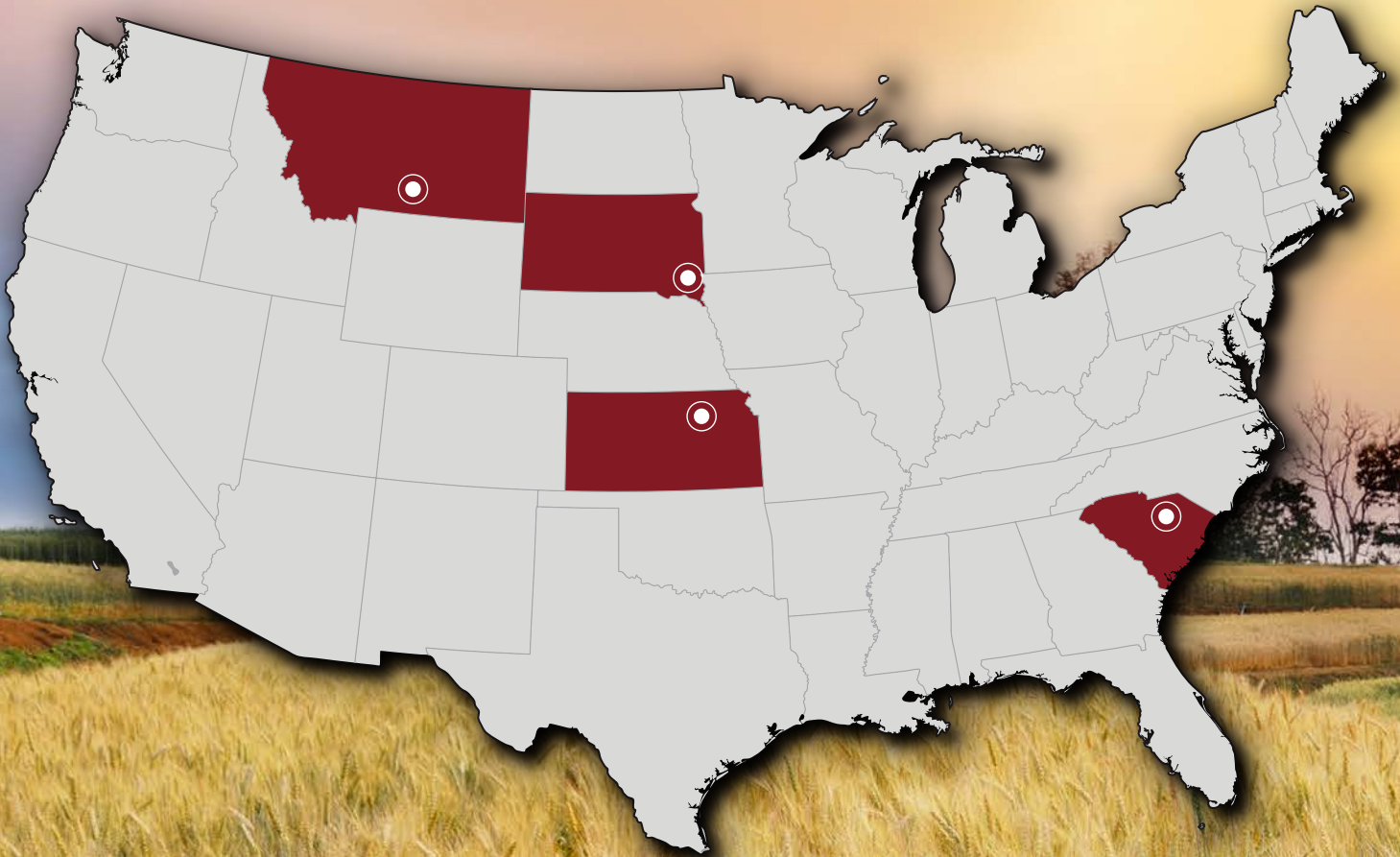
785-670-6741
AbileneMachine.com

All parts are new unless designated remanufactured in the description. Products listed are replacement parts only — not original equipment manufacturers. OEM names and brands are used for identification purposes only.



Abilene Machine LLC
P.O. Box 129
Abilene, KS 67410
(785) 670-6741

Honest. Personal. Service.



Abilene Machine LLC
(785) 670-6741



AbileneMachine.com



 Follow Abilene Machine on Facebook