

# PLANTER & GRAIN DRILL PARTS



**AbileneMachine<sup>®</sup>**  
Ag Replacement Parts

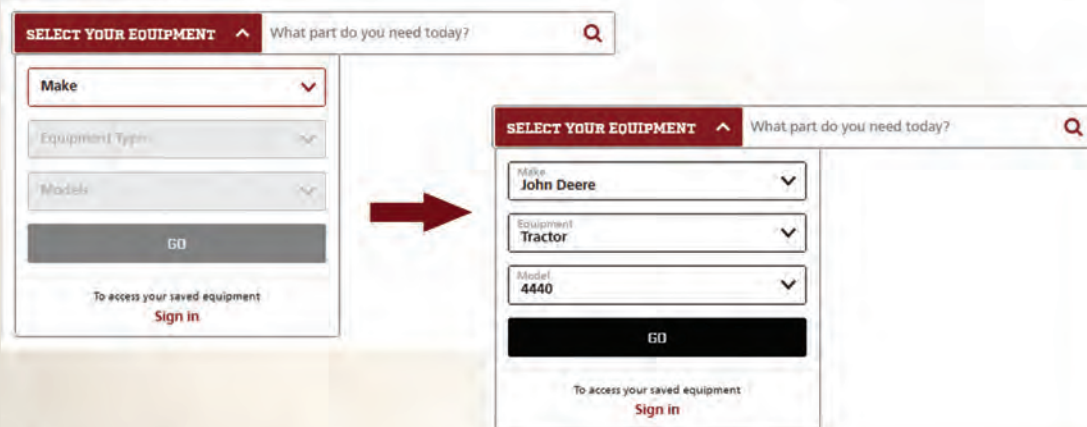
**AbileneMachine.com**



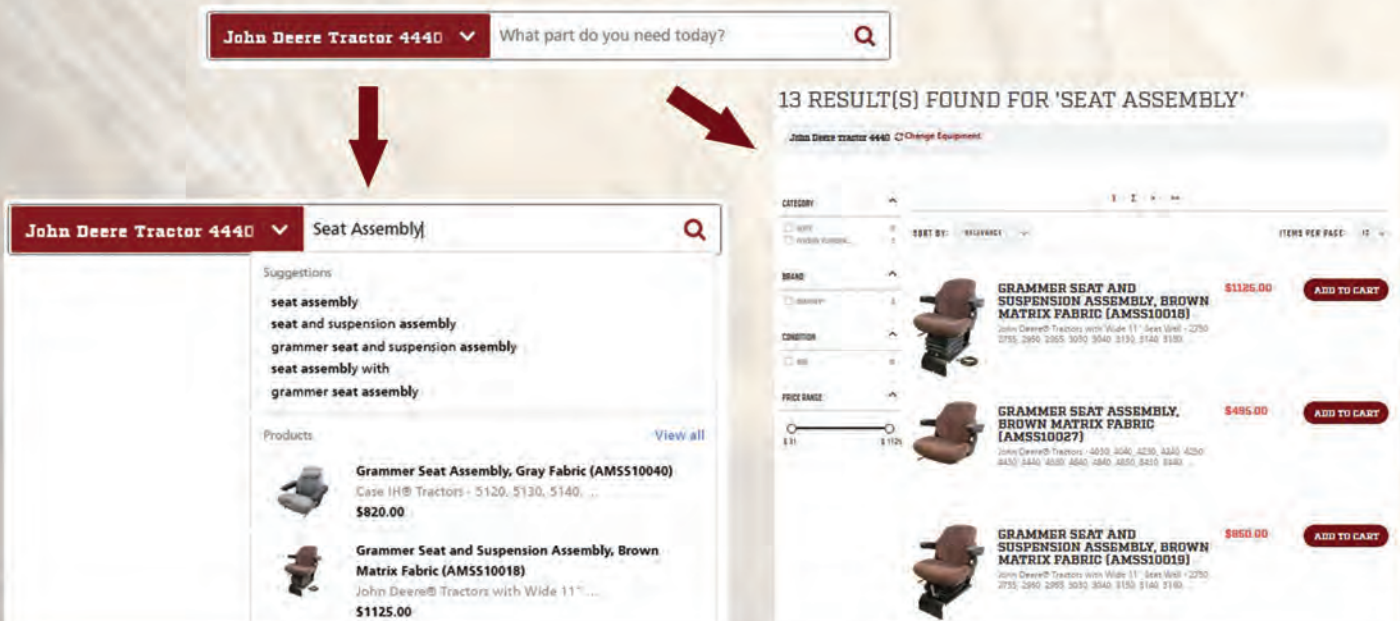
# NEW My Shed Feature on AbileneMachine.com

**A new way to narrow down your parts search geared specifically to your equipment**

Select the make, equipment and model of your machine in the dropdown menus located at the top of the home page. Click the "Go" button.



With your equipment selected, enter the product you are searching for (or part number if you have it). Suggested results will be displayed, or press enter to go to a list of all product results for your machine.





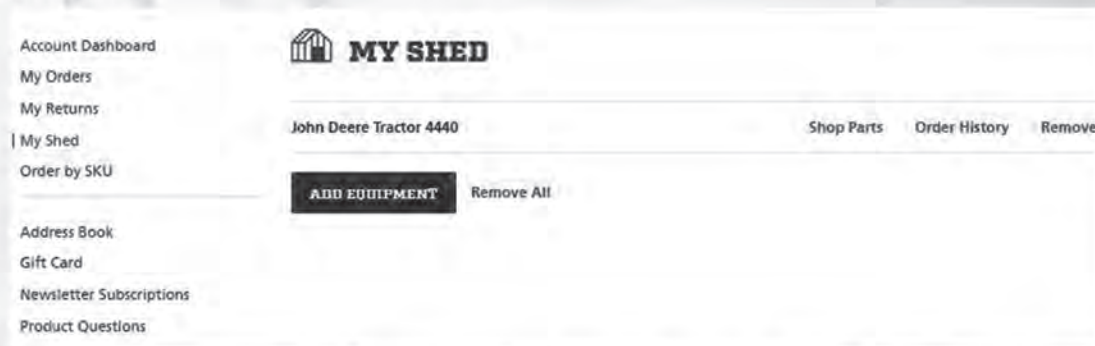
# With the My Shed feature, your equipment selections can now be saved to your account to make future searching convenient and easy!

Once you create an account to access "My Shed," your equipment can be saved and you can also view past order history. This makes yearly maintenance easier and faster when it comes to getting the parts you need.

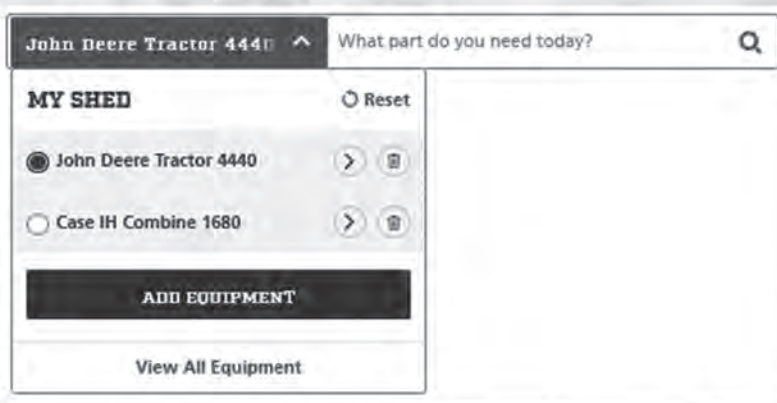
To create an account, select the Account icon to the right of the search bar and select "Create an account."



Follow the next screen to enter your information and create the account. If you made an equipment selection in the parts search, it will automatically be added to "My Shed" and will also be viewable on your Account Dashboard. Additional equipment can be added by clicking the "Add Equipment" button from either screen (prompts the dropdown menu at the top to open again) or by going directly to the parts search at the top of the page and making a new selection. When you hit "Go," this selection is automatically added to your shed.



Quickly switch between equipment in your Shed by clicking the dropdown menu at the top of the page and selecting between machines. The page will reload to that selection and is ready to search for the products you need. As a thank you for reading about our new My Shed program, please use the code CONGRATS21 for a one-time 10% Off discount through March 31, 2021.



## Abilene Machine LLC

Kansas & Montana: 800-255-0337

South Carolina: 800-543-2451

South Dakota: 844-340-4020

[AbileneMachine.com](http://AbileneMachine.com)

# Gauge Wheel Assemblies

4.50" x 16", Spoked - #AMX55039 ... \$115.00

3" x 16", Spoked - #AMX55041 ... \$115.00

For Great Plains® Grain Drills: Most Models

For Case IH® Planters & Grain Drills: Most Models

For John Deere® Planters: (1705, 1715, 1725, 1755, 1765, 1775 ASN 760101),  
(DB44, DB60, DB66, DB88, DB90, DB120 ASN 755101), DR12, DR16, DR18, DR24

For John Deere® Grain Drills: 1530, 1535, 1560, 1565, 1590, 1690,  
1860, 1890, 1895, 1990

For Kinze® Planters: Models 1993 and Later

For White® Planters: 8000 Series



## Planter & Grain Drill Parts

### Table of Contents

Grain Drill and Air Seeder Parts for John Deere® .....	14	Opener Discs and Assemblies.....	3
Gauge and Packer Wheels.....	16	Replacement Chains .....	12
Keeton® Seed Firmers .....	16	Row Unit Components.....	9
Recappers .....	20	Scrapers .....	4
Row Unit Components.....	19	Seed Tubes and Components .....	6
Seed Boots and Components.....	15	Planter Parts for Kinze® and White® .....	20
Seeder Blades and Components.....	14	Closing Wheels and Components .....	23
Grain Drill Parts for Landoll® .....	28	Gauge Wheels and Components .....	21
Grain Drill Parts for Sunflower® .....	28	Keeton® Seed Firmers .....	23
Grain Drill Parts for Tye® .....	29	Opener Discs and Assemblies.....	20
No-Till Coulter Blades.....	31	Replacement Chains .....	25
Planter and Grain Drill Parts for Case IH® .....	25	Row Unit Components.....	24
Planter and Grain Drill Parts for Great Plains® .....	28	Scrapers .....	21
Planter Parts for John Deere® .....	3	Seed Tubes and Components .....	22
Closing Wheels and Components .....	7	Planter Parts for New Holland® .....	27
Fertilizer Shoes.....	12	Sensors—Seed Flow and Population.....	30
Gauge Wheels and Components .....	4		
Keeton® Seed Firmers .....	7		











# Planter & Grain Drill Parts

## Replacement Parts for JD 7200-7300 and 1700 Series Planters

Row Unit	Planter frame row unit used on:
MaxEmerge®2	1760 Early, 1780 Early, 7200, 7300
MaxEmerge®Plus	1700, 1710, 1720, 1730, 1750, 1760, 1761NT, 1770, 1770NT, 1780
Pro	1770NT, 1790
XP	1700, 1710, 1720, 1730, 1750, 1760, 1761NT, 1770, 1770NT, 1780
XP Pro	1770NT, 1790



## Planter Parts for John Deere®

### Opener Discs and Assemblies











Application	Description	Part Number	Retail Price
 1700, 1710, 1720, 1730, 1750, 1760, 1760NT, 1770, 1770NT, 1780, 1790, 7000-7340 MaxEmerge™, DB55, DB58, DB60, DB66, DB80, DB90 Replaces AA37474	Seed Disc Opener Assembly, 15" x 3.50 mm w/ 5/8" ID hole	AMAA53860	\$ 23.50
	Seed Disc Opener Assembly, 15" x 3 mm	AMAA55927	\$ 22.00
 XP, XP Pro Series	Seed Disc Opener Assembly, 15" x 3.50 mm, HD	AMAA65248	\$ 28.95
 1770, 1790, 7000 Series	Disc Opener Bearing, 204 Series 0.628" ID, 1.782" OD	AMAA21480	\$ 6.85
 7000, 7100, 7200, 7300, 7340	Bearing 2.047" OD	AMA27002	\$ 6.00
 Fits All Models Except Early 1770NT and 1790 Replaces A48720	Disc Opener Blade 16" blade, 0.197" thick, 3 1/2" bolt circle, 2 1/2" pilot hole For single disc fertilizer opener, Import	AMA72358	\$ 28.00
 Early 1770NT and 1790	Disc Opener Blade 16" disc, 0.197" thick, 4 3/32" bolt circle, 3 3/16" pilot hole For single disc fertilizer opener, Import	AMA72404	\$ 36.00
(1705, 1715, 1725, 1765 ASN 760101), 1720, 1760, 1780, 7200, 7300	Double Disc Fertilizer Blade w/ Bearing 13.50" Diameter Fits double disc attachment that mounts to face of row unit	AMAA57467	\$ 37.00
 MaxEmerge™ Row Units and Groff; also MaxEmerge™ 2 and MaxEmerge™ Plus w/ double disc attachment that mounts to fertilizer bar	Fertilizer Disc, HD 13.50" disc w/ hub and bearing Blade # - A72359	AMAA57466	\$ 31.00
 1750, 1760NT, 1765NT, 1770, 1780, 1785, 1790, 7200, 7240 Will not fit 1770NT, 1775NT, 1790, 1795 w/ 6" x 10" or 7" x 7" Fertilizer Bar	Spindle For Single Disc Fertilizer Opener	AMA48724	\$ 25.00
 1770NT, 1775NT, 1790 ASN 720101, 1795	Spindle For Single Disc Fertilizer Openers w/ 6" x 10" or 7" x 7" Fertilizer Bar	AMA82768	\$ 25.00
 1700, 1750, 1760, 7000-7340 MaxEmerge™	Rubberized Plastic Cap Fits AMAA53860 Seed Disc Opener Assembly	AMA52024	\$ 0.56
71, 494, 494A, 494AN, 495, 495A, 694, 694A, 694AN, 695, 695A, 894A, 1240, 1250, 1260, 1280, 1290, 1300, (1705, 1715, 1725, 1755, 1765, 1765NT, 1785 ASN 760101), 1720, 1750, 1760NT, 1770, 1780, 4484, 4493, 4684, 4884, 5184, 5186, 5193, 7000, 7200	Dust Cap, Flat For Double Disc Fertilizer Opener	AMB29400	\$ 1.50

Planter Parts for John Deere®


# Planter & Grain Drill Parts

Application	Description	Part Number	Retail Price
 1700, 1750, 1760, 7000-7340 MaxEmerge®	Metal Dust Cap For Fertilizer Disc Opener Assembly	AMA22836	\$ 1.06
 Disc Opener Assemblies	Nut, Right Hand	AM14H821	\$ 0.55
	Nut, Left Hand	AM14H944	\$ 1.45

## Scrapers

Application	Description	Part Number	Retail Price
 1700, 1760, 1780, 7100, 7200, 7300, 7340	Rotating Disc Scraper Kit w/ Nylon Covers Includes (2) AMAA37221 Wheels, (1) AMA50047 Spring, (1) AMA69140 Right Hand Arm and (1) AMA69139 Left Hand Arm	AMX55006	\$ 17.25
 1700, 1760, 1780, 7100, 7200, 7300, 7340	Rotating Disc Scraper Kit w/ All Metal Wheels Includes (2) AMAA37221M Wheels, (1) AMA50047 Spring, (1) AMA69140 Right Hand Arm and (1) AMA69139 Left Hand Arm	AMX55007	\$ 17.25
 1705, 1715, 1725, 1725CCS, 1725NT, 1755, 1765, 1765NT, 1770NT, 1775, 1775NT, 1785, 1790, 1795, DB37, DB37C, DB41, DB44, DB55, DB58, DB60, DB66, DB90, DB120	Scraper Kit Includes (1) Right Hand Scraper, (1) Left Hand Scraper and (1) Tension Spring Replaces A98182, A98183	AMX55056	\$ 15.00
 1700, 1760, 1780, 7100, 7200, 7300, 7340	Rotating Disc Scraper Wheel w/ Nylon Cover	AMAA37221	\$ 6.50
 1700, 1760, 1780, 7100, 7200, 7300, 7340	Rotating Disc Scraper Wheel, All Metal	AMAA37221M	\$ 6.50
 1700, 1760, 1780, 7000, 7100, 7200, 7300, 7340	Spring For Rotating Disc Scraper Kits	AMA50047	\$ 2.85
 1760, 1780, 7200 & 7300 MaxEmerge™, MaxEmerge™ Plus, MaxEmerge™ XP	Scraper Arm, Right Hand	AMA69140	\$ 3.50
	Scraper Arm, Left Hand	AMA69139	\$ 3.50
 803, 805, 1750, (1755, 1785, 1765 ASN 760101), 1760NT, 1770, 1780, 7000, 7200, 7240	Outside Scraper Includes mounting hardware For double disc fertilizer openers that mount to fertilizer bar (2) Required per Row	AMA24085	\$ 2.95
 7000, 7100 Planter Disc Openers	Scraper, Right Hand	AMAA26443	\$ 3.75
	Scraper, Left Hand	AMAA26444	\$ 3.75
 1760, 1780, 7200 & 7300 MaxEmerge™ 2	Tungsten Seed Opener Scraper	AMAA62559	\$ 20.50

## Gauge Wheels and Components




Application	Description	Part Number	Retail Price
1760, 1780, 7200 & 7300 MaxEmerge™ 2	Gauge Wheel Tire 6.50" x 12", Smooth Crown	AMA58851	\$ 60.00
 1750, 7100, 9200 Replaces A84050	Gauge Wheel Tire, 4.50" x 16" Carlisle®	AMA22884	\$ 33.00
	Gauge Wheel Tire, 4.50" x 16" Solid Urethane	AMA22884U	\$ 75.00

# Planter & Grain Drill Parts

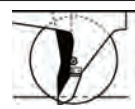











Planter Parts for John Deere®

Application	Description	Part Number	Retail Price
 XP and XP Pro Series	Gauge Wheel Tire, 4.50" x 16" Carlisle®, w/ Standard Profile Offset	AMA84062	\$ 34.00
 (1705, 1715, 1725, 1755, 1765, 1775 ASN 760101), (DB44, DB60, DB66, DB88, DB90, DB120 ASN 755101), DR12, DR16, DR18, DR24	Gauge Wheel Assembly, 4.50" x 16" Carlisle®, Spoked Replaces AA86055, AA98187	AMX55039	\$ 115.00
	Gauge Wheel Assembly, 3" x 16" Carlisle®, Spoked Replaces AA85465, AA98188	AMX55041	\$ 115.00
 1760, 1780, 7000 & 7100 MaxEmerge™, 7200 & 7300 MaxEmerge™ 2	Gauge Wheel Assembly, 4.50" x 16" Yellow steel wheel halves, JD style chined tire and stem bearing w/ cross hole	AMAA35392	\$ 70.00
	Gauge Wheel Assembly, 4.50" x 16" Urethane Tire	AMAA35392U	\$ 90.00
 MaxEmerge®Plus, Pro Series	Gauge Wheel Assembly, 4.50" x 16" w/ AMAN131668 bearing Mount using Set Screws	AMAA41359	\$ 70.00
	Gauge Wheel Assembly Solid Urethane	AMAA41359U	\$ 90.00
 XP and XP Pro Series	Gauge Wheel Assembly, 4.50" x 16" Standard profile wheel assembly and nylon-steel wheel half combination w/ AMAN212132 bearing Ref# AN281360	AMAA66604	\$ 70.00
1700, 1720, 1730, 7300, 7340	Hub Assembly, 6-Bolt Replaces AN150825	AMAN183318	\$ 88.88
 7000 & 7100 MaxEmerge™, 7200 & 7300 MaxEmerge™ 2	Wheel Half, Steel Painted Yellow (2) Required	AMA22780	\$ 10.00
 MaxEmerge™ XP, XP Pro ASN 710101	Wheel Half, Steel Painted Black (2) Required	AMA77880	\$ 18.00
 7000 & 7100 MaxEmerge™, MaxEmerge™ Plus, MaxEmerge™ XP, Pro Row XP, Pro Series	Wheel Half, Plastic 8-Bolt	AMA56565	\$ 16.50
 XP, XP Pro	Double Row Ball-Bearing, 40 mm For 4" x 16" wheel assemblies	AMAN212132	\$ 7.50
 7000, 7100, MaxEmerge™ 2 1992 and Later, MaxEmerge™ Plus, Pro	Bearing, Stem Type No bushing necessary	AMAA38106	\$ 9.50
 MaxEmerge™ 2 1992 and Later, MaxEmerge™ Plus, Pro	Bearing, Stem Type	AMAN131668	\$ 6.50
 7000-7100	Bearing w/ Hole For Closing and Press Wheels SL4x16 Sleeve Required on Press Wheel	AMAA35741	\$ 5.50
 For Gauge Wheel Assembly	Stem Bearing Bushing Use w/ AMAN131668 Stem Bearing or AMAA35741 Stem Bearing w/ Hole	AMA25915	\$ 1.60
 7000, 7100	Bearing w/ Sleeve Wheel mounts w/ set screw For wheels w/ nylon outer and steel inner wheel halves	AMAA49161	\$ 9.00
 1760, 1780, 7000, 7100, 7300, MaxEmerge™ 2	Gauge Wheel Arm Press 5/8" Sleeve w/ 11 Right Hand Thread	AMA22572T	\$ 23.00
 7000-7100 Planters	Self-Aligning Bushing Use w/ AMA22572T	AMA57057	\$ 10.00

# Planter & Grain Drill Parts

Application	Description	Part Number	Retail Price
 MaxEmerge®XP, XP Pro	Gauge Wheel Arm Kit Includes Arm, Threaded Bushing w/ 5/8" Hole, (2) Bolts and (3) Washers Replaces A79648	AMA92817	\$ 23.00
 7000-7300, MaxEmerge™ 2, MaxEmerge™ Plus	Gauge Wheel Arm Kit Includes (2) bushings For wheel that uses cross-drilled stem bearing	AMA54179	\$ 45.00
 7000-7300, MaxEmerge™ 2, MaxEmerge™ Plus	Self-Aligning Bushing Use w/ AMA54179	AMA57058	\$ 11.00




## Seed Tubes and Components

Application	Description	Part Number	Retail Price
 MaxEmerge™ Row Units w/ Curved Seed Tube	Slicer Knife Made from cast chrome  Fastener Kit Required for AMX55003	AMX55003	\$ 17.00
 1700	Seed Tube w/ 0.75" Diameter Monitor Hole	AMA56784	\$ 9.25
 7200, 7300, 7340	Seed Tube w/ 0.53" Diameter Monitor Hole	AMA55880	\$ 9.25
 7000, 7100	Seed Tube w/o Monitor Hole	AMA57071	\$ 6.75
 7000, 7100	Soybean Feed Cup	AMAA26713	\$ 33.00
 1750, (1755, 1775, 1785 ASN 760101), 1770, 1780, 7000, 7200, 7240	Fertilizer Tube, Dry For Single and Double Disc Openers	AMB35601	\$ 13.00
 1700, 1760, 1786, 7000 & 7100 MaxEmerge™, 7200 & 7300 MaxEmerge™ 2, Pro Series	Guard-Scraper (Cast Frog)	AMA61577	\$ 6.25
 1700, MaxEmerge™ XP, XP Pro ASN 710101	Guard-Scraper	AMA80203	\$ 5.00
 MaxEmerge™ 2, Plus, Pro, XP, and XP Pro Replaces GA2031	Opener Guard	AMA48879	\$ 9.50
 7000, 7100	Handle Depth Adjustment Assembly	AMA42740	\$ 18.50
 7000, 7100	Seed Depth Stop	AMA42737	\$ 17.00
 1700, 1700TR, 1705, 1710, 1715, 1720, 1720 CCS, 1725, 1725 CCS, 1735, 1750, 1760, 1765, 1765NT, 1770, 1770NT, 1775, 1775NT, 1780, 1785, DB37, DB37C, DB41, DB44, DB55, DB55C, DB58, DB60, DB60T, DB62, DB66, DB74, DB74C, DB80, DB83, DB88, DB90, DB120, XP, MaxEmerge™ XP	Seed Sensor XP, Red LED, AccuCount™	AMAA61909	\$ 115.00












# Planter & Grain Drill Parts

## Keeton® Seed Firmers

	Application	Description	Part Number	Retail Price
	1700 Series, 7000, 7100, 7200, 7300, MaxEmerge™ 5 Note: will not fit ExactEmerge™	Keeton® Seed Firmer w/ Standard Dry Tail	AMX55018	\$ 44.00
		Seed Tube Mount w/ Standard Liquid Tail	AMX55019	\$ 45.00
	1700 Series, 7000, 7100, 7200, 7300, MaxEmerge™ 5* *Requires Modifications Note: will not fit ExactEmerge™	Keeton® Seed Firmer w/ Standard Dry Tail	AMX55050	\$ 47.00
		Universal Bracket w/ Standard Liquid Tail	AMX55051	\$ 47.00
		Bracket mounts to seed disc opener shafts w/ Short Low-Profile Tail	AMX55052	\$ 47.00
	Fits Universal Brackets	Replacement Dry Tail	AMX55015	\$ 40.00
		Replacement Short Low-Profile Tail	AMX55016	\$ 40.00
















## Closing Wheels and Components

	Application	Description	Part Number	Retail Price
	7000, 7100 - Prior to 1997	Closing Wheel Assembly, 1" x 12" Made w/ plastic wheel halves, w/ stem bearing	AMAA43899	\$ 30.00
	7000 & 7100 MaxEmerge® 1997 and Later, MaxEmerge™ Plus, Pro, XP, XP Pro	Closing Wheel Assembly, 1" x 12" Uses 5203KYY2 Bearing	AMAA39968	\$ 32.00
	1760, 1780, 7200 & 7300 MaxEmerge™ 2	Closing Wheel Assembly, 1" x 12" Replaces AA34211	AMAA43898	\$ 33.00
	(1760, 1780, 7200, 7300 - w/ MaxEmerge™ 2), (7000, 7100 - MaxEmerge™ 1997 and Later w/ Heavy Duty Cast Closing Wheel), (MaxEmerge™ Plus, MaxEmerge™ XP, Pro and XP Pro - w/ Cast Closing Wheel)	Closing Wheel Bearing 0.669" ID, 1.574" OD	AMAA34132	\$ 3.50
	1760, 1780, 7200 & 7300 MaxEmerge™ 2	Closing Wheel Bearing For Early AMAA43898 Nylon Wheels	AMAA35638	\$ 15.95
	803, 805, 7000, 7100, 7200, 7300, 9200	Closing Wheel Tire, 1" x 12"	AMAA22325	\$ 6.75
	7200 & 7300 MaxEmerge™ 2	Covering Disc Assembly, 8" Includes bearing, hub and bolt for disc closing attachment	AMAA58321	\$ 28.00
	7000, 7100	Closing Wheel Arm	AMAA31217	\$ 36.00
	7000, 7100	Spiral Pins for Wheel Arm 1/4" x 1 1/4" Sold in Multiples of 50, Priced Individually	AMA26311	\$ 0.40

Planter Parts for John Deere®

# Planter & Grain Drill Parts





Planter Parts for John Deere®

Application	Description	Part Number	Retail Price
 1760, 1780, 7200, 7300 Planters and Attachments	Closing Wheel Arm	AMAA37552	\$ 49.00
	Nut, M16, Right Hand	AM14M7260	\$ 1.30
	Nut, M16, Left Hand	AM14M7382	\$ 2.10
	Cam Collar Bushing, Right Hand	AMA48430	\$ 4.00
	Washer, Left Hand 0.492" x 1.576" x 0.335"	AMA48290	\$ 2.25
 MaxEmerge™ Plus, MaxEmerge™ XP, Pro and XP Pro	Closing Wheel Arm	AMA69141	\$ 50.00
 7000, 7100	Closing Wheel Arm Stop	AMA33879	\$ 21.50
 MaxEmerge™ 2 and MaxEmerge™ Plus w/ single closing wheel attachment	Closing Wheel Arm Stop, Cast Iron	AMA53118	\$ 26.95
 MaxEmerge®Plus, Pro and XP	Closing Wheel Arm Stop, Cast Iron	AMA87426	\$ 29.00
 (1705, 1715, 1725, 1735, 1755, 1765, 1765NT, 1775, 1775NT, 1785, 1795 ASN 760101), 1725NT, 1760, 1780, 7200, 7300, (DB44, DB58, DB60, DB66, DB80, DB88, DB120, XP Pro ASN 710101), DB90, MaxEmerge™ XP	Closing Wheel Handle Replaces A54261, A64237	AMA86762	\$ 9.75
 1760, 1780, 7200, 7300	Non-Eccentric Bushing	AMA53242	\$ 3.25
 7200 & 7300 MaxEmerge™ 2	Eccentric Bushing	AMA51723	\$ 14.00
 MaxEmerge™ Plus, Pro and XP	Bushing For closing wheel arm, (2) used per row	AMA55888	\$ 4.75
 1760, 1780, 7200, 7300	Dust Cap	AMA47217	\$ 2.25
 1700, (1705, 1715, 1725, 1735, 1755, 1765, 1765NT, 1775, 1775NT, 1785, 1795 ASN 760101), 1725NT, 1760, 1770NT, 1780, 1790, 7000, 7100, 7200, 7300, DB44, DB58, DB60, DN60T, DB80, (DB88, DR12, DR18, DR24 ASN 760101), DB90, DB120, DR8T Will not fit early MaxEmerge™ 2 w/ 9/16" hole and pivot stops or row units equipped w/ John Deere® stop sensors	Rocker For Walking Gauge Wheel	AMA62609	\$ 7.00









# Planter & Grain Drill Parts

Planter Parts for John Deere®
















Application	Description	Part Number	Retail Price
 <p>(1705, 1715, 1725, 1735, 1755, 1765, 1765NT, 1775, 1775NT, 1785, 1795 ASN 760101), 1720, 1725NT, 1760, 1770NT, 1780, 1790, 7000, 7100, 7200, 7300, DB44, DB58, DB60, DB60T, DB66, (DB80, DR16 ASN 760101), DB90, DB120, DR8T, DR12, DR18, DR24 Will not fit early MaxEmerge™ 2 w/ 9/16" hole and pivot stops or row units equipped w/ John Deere® stop sensors</p>	Pivot Bolt Use w/ AMA62609 Rocker	AMA58670	\$ 2.45
1700 Series, DB37, DB37C, DB41, DB41C, DB44, DB50C, DB53, DB55, DB55C, DB58, DB60, DB60T, DB62, DB66, DB74, DB74C, DB80, DB83, DB88, DB90, DB120, DB1108, DB1110, DB1113, MaxEmerge™, MaxEmerge™ 2, MaxEmerge™ 5, MaxEmerge™ Plus, MaxEmerge™ Pro, MaxEmerge™ XP	Xtreme Cruiser Set of 2, Cast Spiked Closing Wheel 14 Tooth Includes Spacing Washers	AMX55063	\$ 260.00
 <p>1700 Series, DB37, DB37C, DB41, DB41C, DB44, DB50C, DB53, DB55, DB55C, DB58, DB60, DB60T, DB62, DB66, DB74, DB74C, DB80, DB83, DB88, DB90, DB120, DB1108, DB1110, DB1113, MaxEmerge™, MaxEmerge™ 2, MaxEmerge™ 5, MaxEmerge™ Plus, MaxEmerge™ Pro, MaxEmerge™ XP</p>	Furrow Cruiser Set of 2 For Planters w/ "V" Style Closing System	AMX55061	\$ 210.00
 <p>1700 Series, DB37, DB37C, DB41, DB41C, DB44, DB50C, DB53, DB55, DB55C, DB58, DB60, DB60T, DB62, DB66, DB74, DB74C, DB80, DB83, DB88, DB90, DB120, DB1108, DB1110, DB1113, MaxEmerge™, MaxEmerge™ 2, MaxEmerge™ 5, MaxEmerge™ Plus, MaxEmerge™ Pro, MaxEmerge™ XP</p>	Furrow Cruiser Set of 2 For Shallow Depth Planting, Vegetables, Sugar Beets and Cotton	AMX55066	\$ 210.00
 <p>1700 Series, DB37, DB37C, DB41, DB41C, DB44, DB50C, DB53, DB55, DB55C, DB58, DB60, DB60T, DB62, DB66, DB74, DB74C, DB80, DB83, DB88, DB90, DB120, DB1108, DB1110, DB1113, MaxEmerge™, MaxEmerge™ 2, MaxEmerge™ 5, MaxEmerge™ Plus, MaxEmerge™ Pro, MaxEmerge™ XP</p>	Furrow Cruiser Insert Set of 2 For Planters w/ "V" Style Closing System	AMX55062	\$ 130.00
7000, 7200, 7300	Furrow Cruiser Set of 2 Includes Bolt Kit For Planters w/ "V" Style Closing System	AMX55068	\$ 130.00
	Furrow Cruiser Set of 2 Includes Bolt Kit For Planters w/ "V" Style Closing System	AMX55069	\$ 235.00

## Row Unit Components

Application	Description	Part Number	Retail Price
 <p>1700, 1760, 1780, 7200, 7300, MaxEmerge™ XP</p>	Parallel Arm, Upper 16" Standard Length (2) Required per Row	AMA76223	\$ 21.00
 <p>1700, 1760, 1780, 7200, 7300, MaxEmerge™ XP</p>	Parallel Arm, Lower 16" Standard Length, 1-Piece Steel Casting	AMA52092	\$ 100.00
 <p>1700, 1760, 1780, 7200, 7300, MaxEmerge™ XP</p>	Parallel Arm, Upper 23" Extended Length (2) Required per Row	AMA61571	\$ 31.00
 <p>1700, 1760, 1780, 7200, 7300, MaxEmerge™ XP</p>	Parallel Arm, Lower 23" Extended Length, 1-Piece Steel Casting	AMA84382	\$ 150.00
 <p>For front and rear upper parallel arms and front lower parallel arms on MaxEmerge™ 2</p>	Bushing (6) used for upper and lower parallel arms	AMA48515	\$ 1.75
 <p>1720 CCS, 1770NT, 1790, DB44, DB50C, DB58, DB60, DB66, DB74, DB80, DB90, DR12, DR24, Pro, XP Pro</p>	Angled Brush, Vacuum Meters	AMA69629	\$ 4.00

# Planter & Grain Drill Parts
















Planter Parts for John Deere®

	Application	Description	Part Number	Retail Price
	1700, 1705, 1710, 1715, 1720, 1725, 1725NT, 1730, 1750, 1755, 1760, 1760NT, 1765, 1765NT, 1770NT, 1775, 1775NT, 1780, 1785, 7200, 7300, 9200, DB37, DB37C, DB41, DB44, DB50C, DB55, DB55C, DB58, DB60, DB60T, DB62, DB66, DB74, DB74C, DB83, DB88, DB90, DB120, XP, XP Pro	Straight Brush, Vacuum Meters	AMAA32868	\$ 3.50
	1720, 1770NT, 1790, DB44, DB50C, DB58, DB60, DB66, DB74, DB74C, DB80, DB90, DR12, DR18, DR24, XP, XP Pro	Cell Plate Brush, Vacuum Meters	AMA74214	\$ 5.00
	1700, 1705, 1710, 1715, 1720, 1725, 1725NT, 1730, 1750, 1755, 1760, 1760NT, 1765, 1765NT, 1770NT, 1775, 1775NT, 1780, 1785, 7200, 7300, 9200 Series, DB37, DB37C, DB41, DB44, DB50C, DB55, DB55C, DB58, DB60, DB60T, DB62, DB66, DB74, DB74C, DB83, DB88, DB90, DB120, XP, XP Pro	Knocker, Seed Meters	AMAH129125	\$ 6.50
	1760, 1780, 700 & 7100 MaxEmerge™, 7200 & 7300 MaxEmerge™ 2, 9200 Series, MaxEmerge™ XP, Pro and XP Pro Replaces A22795	Seed Belt Drive Wheel For finger pickup mechanism	AMA76093	\$ 8.00
	7000, 7100	Corn Meter Belt	AMA67976	\$ 13.00
	MaxEmerge™, MaxEmerge™ 2 Prior to 1992	Idle Arm For seed drive chain tightener	AMA50564	\$ 5.85
	MaxEmerge™, MaxEmerge™ 2 Prior to 1992	Plastic Idler For Seed Drive, 1 9/16" Diameter	AMA22838	\$ 1.00
	MaxEmerge™	Plastic Idler For Drive Wheels, 2 1/4" Diameter	AMA22628	\$ 1.90
	MaxEmerge™	Plastic Idler For Seed Transmission, 1 7/8" Diameter	AMB30969	\$ 1.55
	1700, (1705, 1715, 1725, 1735, 1755, 1765, 1765NT, 1775, 1775NT, 1785, 1795 ASN 760101), 1710, 1720, 1730, 1750, 1760, 1760NT, 1770, 1770NT, 1780, 1790, 7000, 7200, 7240, 7300, 7340, DB37, DB37C, DB41, DB41C, DB44, DB50C, DB53, DB55, DB55C, DB58, DB60, DB60T, DB62, DB66, DB74, DB74C, DB80, DB83, DB88 ASN 755001, DB90, DB120, DR8T, DR12, DR16, DR18, DR24	Idle Sprocket 14 Tooth, 1/2" Bore For Size 40 Chain	AMAA32729	\$ 18.75
	1700, (1705, 1715, 1735, 1755, 1775NT, 1795 ASN 760101), 1710, 1720, 1730, 1750, 1770, 1770NT, 7000, 7200, 7300, 7340, (DB44, DB58, DB60, DB66, DB80, DB88, DB90, DB120 ASN 755001)	Idle Sprocket 12 Tooth, 1/2" Bore For Size 50 Chain	AMAA32776	\$ 15.00
	7000, 7100, MaxEmerge™	Sprocket, Hopper Drive 11 & 19 Tooth	AMAA27146	\$ 18.00
	MaxEmerge™ 2, Plus and XP	Plastic Idler Sprocket, 10 Tooth For seed drive on vacuum and finger pickup units and herbicide/insecticide drive	AMA55008	\$ 1.15
	(1705, 1715, 1735, 1755, 1765, 1765NT, 1775, 1775NT, 1785 ASN 760101), 1750, 1770, 1780, 7200, 7240, 7300, (DB44, DB60, DB66, DB80 ASN 755001), (DB58, DB88, DB90 ASN 760101)	Bearing w/ Sprocket 2 1/8" Wide, 19 Tooth	AMAA36212	\$ 18.25
	(1715, 1735, 1775, 1785 ASN 760101), 1730, 1770, 1780, 7200, DB44, DB53, DB55C, DB58, DB60, DB66, DB74, DB80, DB83, DB88 ASN 760101, DB90, DB120	Bearing w/ Sprocket 1 1/2" Wide, 19 Tooth	AMAH133868	\$ 18.25






# Planter & Grain Drill Parts

Planter Parts for John Deere®

Application	Description	Part Number	Retail Price
 MaxEmerge™, MaxEmerge™ 2, MaxEmerge™ Plus	Drag Chain Kit Includes mounting brackets and twisted link chain	AMX55011	\$ 80.00
 7000, 7100	Closing Wheel Spring w/ Plug	AMAA23116	\$ 11.00
 7200, 7300, 7340	Closing Wheel Spring	AMA74643	\$ 8.75
 7000, 7100	Down Pressure Spring w/ Plug 6 1/8" Overall Length, 1 7/16" OD, 4 1/2" Spring Length	AMAB10071	\$ 7.50
 7000, 7100	Down Pressure Spring w/ Plug, HD 6 7/8" Overall Length, 1 1/4" OD, 4 3/8" Spring Length	AMAA35876	\$ 11.75
 7200, 7300	Down Pressure Spring Standard Style	AMAA43609	\$ 8.50
1700 Twin Row, 1720, 1770 24 Row, 1775, 1790 BSN 740101	Pneumatic Air Spring	AMAA71437	\$ 75.86
1700, 1710, 1720, 1730, 1750, 1760, 1760NT, 1770, 1770NT, 1780, 1790, 1795 ASN 760101, DB44, DB58, DB60, DB66, DB80, DB90	Pneumatic Air Spring	AMAA73942	\$ 75.40
 1760, 1780, 7200 & 7300 MaxEmerge™ 2, MaxEmerge™ Plus	Pneumatic Air Spring For units that require (2) springs per row	AMAA40969	\$ 92.27
1700, 1700TR, 1705, 1710, 1720, 1725, 1730, 1745, 1750, 1755, 1760, 1765, 1770, 1770NT, 1775NT, 1780, 1790, DB37, DB41, DB41C, DB44, DB50C, DB55C, DB60, DB60T, DB66, DB74, DB74C, DB80, DB83, DB88, DB90, DB120	Wheel Speed Sensor	AMAA54557	\$ 390.00
1705, 1715, 1720, 1725, 1735, 1755, 1765, 1765NT, 1770NT, 1775, 1775NT, 1790, 1795, 1830, 1835, 1840, 1870, 1910, DB37, DB37C, DB41, DB41C, DB44, DB50, DB50C, DB55, DB55C, DB60, DB60T, DB62, DB66, DB74, DB74C, DB80, DB83, DB88, DB90, DB120	Potentiometer Sensor	AMRE261354	\$ 100.00
 1560, 1565	Fan Speed Actuator Replaces AA77820	AMAH143903	\$ 60.00
1790, 1795 ASN 760101	Pneumatic Air Spring	AMAA49827	\$ 90.17
 7200, 7300	Down Pressure Spring Eyebolt Use w/ AMAA43609 Down Pressure Spring	AMA39073	\$ 8.00
 1710, 1770, 1780, 7200 & 7300 MaxEmerge™ 2 Planters, Row Units and Drivelines	Bearing w/ Sprocket 19 Tooth, 7/8" Hex Bore, 2 1/2" Wide, 0.908" ID	AMAA35645	\$ 18.00
 1780, 7240, DB74	Ball Bearing 1.251" ID, 2.835" OD	AMJD9420	\$ 26.75
 MaxEmerge™, MaxEmerge™ 2 and MaxEmerge™ Plus seed and fertilizer transmissions and drive lines	Bearing 7/8" Hex Bore, Curved Outer Race	AMAA22097	\$ 9.00
 Used on wheel frame, seed and fertilizer transmissions	Bearing 7/8" Hex Bore, Flat Outer Race	AMAA28271	\$ 10.00
 7200 Flex-Fold Seed Drive Line, 7300 Vertical Fold, 1710, 1760, 1760NT, 1780	Bearing w/ Riveted Flange 7/8" Hex Bore	AMAA35646	\$ 11.50
 7000 Flex-Fold Seed Drive Line, 7200 and 1750 Clutch Actuator Shaft	Bearing w/ Riveted Flange 9/16" Hex Bore	AMAA34259	\$ 10.50
1750, 1770, 7200	Bearing w/ Locking Collar For Clutch Assembly (2) Required	AMJD8562	\$ 9.75

Prices Subject to Change without Prior Notice. The use of original equipment manufacturer (OEM) part numbers or trademarks, e.g. Case® and John Deere®, are for reference purposes only and for indicating product use and compatibility. Our company and the listed replacement parts contained herein are not sponsored, approved or manufactured by the OEM. All parts are New unless designated Reman in the description.

# Planter & Grain Drill Parts

Application	Description	Part Number	Retail Price
 1700, (1705, 1715, 1725, 1735, 1755, 1765, 1765NT, 1775, 1775NT, 1785 ASN 760101), 1710, 1720, 1725NT, 1730, (7200, 7240, 7300 - 1990 and Later), 1750, 1760, 1770, 1780, 7000, 7100, (DB44, DB60, DB66, DB80, DB88, DB120 ASN 755001), (DB58, DR12, DR16, DR18, DR24 ASN 760101), DB90	Bearing, Marker Disc 0.904" Wide, 1.181" ID, 2.165" OD For Row Cleaner Attachment Replaces AA38601	AMAA34616	\$ 19.00
 MaxEmerge™ 2 and MaxEmerge™ Plus Herbicide/ Insecticide	Tension Spring	AMA49644	\$ 2.50
 MaxEmerge™ Seed Meter Drive (Except Push Units), MaxEmerge™ 2 and Plus (Both Vacuum and Finger Pickup) Ref# A63534	Tension Spring	AMA28518	\$ 1.60
1700, (1705, 1715, 1725, 1735, 1755, 1765, 1765NT, 1775, 1775NT, 1785 ASN 760101), 1710, 1720, 1730, 1750, 1760, 1760NT, 1770, 1770NT, 1780, 7000, 7200, 7240, 7300, 7340, DB37, DB37C, DB41, DB41C, (DB44, DB58, DB66, DB88, DB90 ASN 760101), DB53, DB55, DB55C, DB60, DB62, DB74, DB80, DB83, DB120	Rubber Spacer	AMA43610	\$ 4.75
DB50C, DB74, DB74C, DB90	Wiring Harness Replaces AKK22626	AMAA79093	\$ 75.00

## Fertilizer Shoes

Application	Description	Part Number	Retail Price
1750, 1770, 1780, 7200, 7240	Fertilizer Shoe, Right Hand	AMA52150	\$ 55.00
	Fertilizer Shoe, Left Hand	AMA52149	\$ 55.00

## Replacement Chains for Planters with MaxEmerge™ 2 and MaxEmerge™ Plus Row Units

### Seed Meter Chains for MaxEmerge™ 2 and MaxEmerge™ Plus:

Part Number	Application	Description	Retail Price
AMAA33060	With vacuum meter and standard parallel arms, also fits MaxEmerge™ XP	Chain, 112 link, Includes connector link	\$ 10.00
AMAA43718	MaxEmerge™ 2 with vacuum meter herbicide/insecticide chain after 1992, MaxEmerge™ Plus and XP with vacuum meter herbicide/insecticide chain	Chain, 113 links Includes connector link	\$ 8.00
AMAA43720	With vacuum meter seed meter chain for units with long parallel arms, also fits MaxEmerge™ XP	Chain, 140 links Includes connector link	\$ 13.00


### Herbicide/Insecticide Chains for MaxEmerge®2 Prior to 1992:

Part Number	Application	Description	Retail Price
AMAA33048	With plate meter seed meter chain & vacuum meter herbicide/insecticide chain prior to 1992	Chain, 104 link Includes connector link	\$ 7.00





# Planter & Grain Drill Parts


## Herbicide/Insecticide Chains for MaxEmerge™ 2 1992 and Later; All MaxEmerge™ Plus:

Part Number	Application	Description	Retail Price
AMAA20978	With seed meter chain	Chain, 98 links Includes connector link	\$ 10.00
AMAA43719		With finger pickup meter herbicide/insecticide chain on units after 1992, also MaxEmerge™ herbicide/insecticide chain	\$ 9.00
AMAA42795		MaxEmerge™ 2 w/ finger pickup meter on units prior to 1992 and w/ plate meter herbicide/insecticide chain after 1992, MaxEmerge™ Plus and XP w/ finger meter	\$ 8.00

## Seed Transmission Chains for:

Part Number	Application	Description	Retail Price
AMAA37980	1750, 1755 ASN 760101, 7200	Chain, 112 Links Includes connector and offset link For Wheel Drive	\$ 18.00
AMAA32249		1700, 1710, 1720, (1750, 7200 - w/ 7" x 7" frame), (1770 12- row wide, 16 and 24-row narrow), 7300	\$ 12.00
AMAA32250		7200 and 1750 w/ 7" x 7" frame, all 1700, 1710, 1720, 1760, 1770 and 7300	\$ 9.00
AMAA35365		1780, 7240	\$ 9.00
AMAA35503	1780, 7240	Chain, 104 links Includes connector link	\$ 12.00
AMAA32257	1730 w/ 15" spacing, (1760, 1770 - Main drive wheel 12-row narrow w/o one-half width disconnect), 7340	Chain, 128 links Includes connector link	\$ 20.00
AMAA21484		MaxEmerge®	\$ 6.00
AMAA21483		MaxEmerge®	\$ 7.00

## Main Wheel Drive Chains for:

Part Number	Application	Description	Retail Price
AMAA35927	1770	Chain, 59 Links Includes connector link For Jackshaft Drive	\$ 6.95
AMAA37881		7000 4-row narrow and wide, 6-row narrow	\$ 18.00
AMAA22372		7000 rigid 6-row wide, 8-row narrow and wide, 12-row narrow, 7100 built before 1979	\$ 14.00
AMAA28486		All 7100 built after 1979	\$ 13.00
AMAA32887	1770, 7200 12-row wide, 16 and 24-row narrow	Chain, 50 links Includes connector link	\$ 21.00

# Planter & Grain Drill Parts








## Grain Drill and Air Seeder Parts for John Deere®

### Seeder Blades and Components











	Application	Description	Part Number	Retail Price
	750, 1560, 1590, 1690, 1850, 1860, 1890, 1895, 1990	Flat Seeder Blade, 18"	AMN283804	\$ 27.50
	1560, 1590, 1690, 1860, 1890, 1895, 1990	Hub Assembly Includes Bearing and Snap Ring	AMAN281856	\$ 34.00
	450, 455, 515, 520, 730, 8000, 8100, 8300, 8350, 8500, 9400, 9450	Drill Disc Blade, 13.50" Has Raised Center for Aluminum Boot	AMN283805	\$ 15.00
	450, 455, 515, 520, 730, 730LL, 740A, 1520, 9100, DB1108, DB1110, DB1113	Foam Seal For Grain Drill Bearing	AMN280975	\$ 1.95
	750A, 1560, 1565, 1590, 1690, 1860, 1890, 1895	Disc Opener Bearing 1.457" Wide, 2.362" OD, 1.181" Bore Diameter Replaces AN281242, AN281521	AMAN281813	\$ 26.00
	750A, 1560, 1565, 1590, 1690, 1835, 1860, 1890, 1895, 1990	Hub Seal, Rear 3 11/16" OD	AMAN281241	\$ 6.75
	750, 1850	Hub w/ Cups For Seeder Blade Assembly	AMAN213544	\$ 37.50
	750A, 1560, 1565, 1590, 1690, 1835, 1860, 1890, 1895, 1990	Spindle, Right Hand Spindle, Left Hand	AMAN282118 AMAN282119	\$ 27.95 \$ 27.95
	750, 1850	Bearing Kit Includes Inner Cups, Outer Cups, Cones, Seals and Retainers	AMAA44267	\$ 30.50
	450, 515, 520, 530, 8000, 8500, 9000	Bearing 2.047" OD	AMA27002	\$ 6.00
	1530, 1535	Tungsten Seed Opener Scraper	AMAA62559	\$ 20.50
	750, 1850	Opener Spindle	AMAN280725	\$ 60.00
	Air Seeders: 750, 1850	Gauge Wheel Arm Replaces AN211440	AMAN282374	\$ 28.00
	1525, 1530, 1535 Replaces AA37474	Seed Disc Opener Assembly, 15" x 3.50 mm w/ 5/8" ID hole	AMAA53860	\$ 23.50
		Seed Disc Opener Assembly, 15" x 3 mm	AMAA55927	\$ 22.00
	1530, 1535 - w/ XP	Seed Disc Opener Assembly, 15" x 3.50 mm, HD	AMAA65248	\$ 28.95
	1525, 1530	Metal Dust Cap For Fertilizer Disc Opener Assembly	AMA22836	\$ 1.06
	1530, 1535	Rotating Disc Scraper Kit w/ Nylon Covers Includes (2) AMAA37221 Wheels, (1) AMA50047 Spring, (1) AMA69140 Right Hand Arm and (1) AMA69139 Left Hand Arm	AMX55006	\$ 17.25

Grain Drill and Air Seeder Parts for John Deere®

# Planter & Grain Drill Parts

Application	Description	Part Number	Retail Price
 1530, 1535	Rotating Disc Scraper Kit w/ All Metal Wheels Includes (2) AMAA37221M Wheels, (1) AMA50047 Spring, (1) AMA69140 Right Hand Arm and (1) AMA69139 Left Hand Arm	AMX55007	\$ 17.25
 1530, 1535	Rotating Disc Scraper Wheel w/ Nylon Cover	AMAA37221	\$ 6.50
 1530, 1535	Rotating Disc Scraper Wheel, All Metal	AMAA37221M	\$ 6.50
 1530, 1535	Spring For Rotating Disc Scraper Kits	AMA50047	\$ 2.85
 1530, 1535	Scraper Arm, Right Hand	AMA69140	\$ 3.50
 1530, 1535	Scraper Arm, Left Hand	AMA69139	\$ 3.50
 1560, 1565, 1590, 1690, 1835, 1860, 1890, 1895, 1990	Gauge Wheel Arm and Shaft Replaces AN282117	AMAA73951	\$ 35.00

## Seed Boots and Components







Application	Description	Part Number	Retail Price
 750, 1850	Seed Boot Replaces N217160, N219632	Right Hand AMN280446	\$ 27.00
	Seed Boot Replaces N217161, N219633	Left Hand AMN280447	\$ 27.00
 750, 1590, 1690, 1850, 1890, 1895, 1990	Seed Boot Strap	AMN219982	\$ 1.45
 1560, 1565, 1860	Seed Boot, Upper	Right Hand AMN282788	\$ 27.00
	Seed Boot, Upper	Left Hand AMN282789	\$ 27.00
	Seed Boot, Lower	Right Hand AMN283432	\$ 27.00
	Seed Boot, Lower	Left Hand AMN283433	\$ 27.00
 1590, 1690, 1890, 1895	Seed Boot	Right Hand AMN284044	\$ 30.00
	Seed Boot	Left Hand AMN284045	\$ 30.00
 1590, 1690, 1890, 1895, 1990	Seed Boot Extended Wear, Tungsten Carbide Coated	Right Hand AMN284024	\$ 65.00
	Seed Boot Extended Wear, Tungsten Carbide Coated	Left Hand AMN284025	\$ 65.00
 750, 1560, 1565, 1590, 1690, 1820, 1850, 1860, 1890, 1895, 1990	Pivot Pin for Opener Arm Replaces N280486	AMN282536	\$ 20.00
 750, 1560, 1565, 1590, 1690, 1850, 1860, 1890, 1895, 1990	Row Unit Bushing	AMN219547	\$ 3.50
 750, 1560, 1565, 1590, 1690, 1850, 1860, 1890, 1895, 1990, Cultivators: 980, 2210, Mulch Finisher: 726	Row Unit Bushing	AMN280648	\$ 6.00
 750, 1560, 1565, 1590, 1690, 1850, 1860, 1890, 1895, 1990, Cultivators: 980, 2210, Mulch Finisher: 726	Row Unit Bushing	AMN284086	\$ 9.25
 750, 1590, 1690, 1850, 1890, 1895, 1990	Row Unit Bushing Replaces N218646, N216540	AMN283636	\$ 4.50

Grain Drill and Air Seeder Parts for John Deere®







# Planter & Grain Drill Parts



Grain Drill and Air Seeder Parts for John Deere®

Application	Description	Part Number	Retail Price	
 1530, 1535	Stem Bearing Bushing Use w/ AMAN131668 Stem Bearing or AMAA35741 Stem Bearing w/ Hole	AMA25915	\$ 1.60	
 1560, 1565, 1590, 1690, 1860, 1890, 1985, 1990	Torsion Spring	Right Hand Left Hand	AMN283994 AMN283995	\$ 8.25 \$ 8.25
 1530, 1535	Guard-Scraper (Cast Frog)	AMA61577	\$ 6.25	
 1530, 1535	Guard-Scraper	AMA80203	\$ 5.00	
 750, 1560, 1565, 1590, 1690, 1850, 1860, 1890, 1895, 1990	Leaf Tension Spring	AMN284055	\$ 3.75	
 1530, 1535	Seed Sensor XP, Red LED, AccuCount™	AMAA61909	\$ 115.00	

## Keeton® Seed Firmers

Application	Description	Part Number	Retail Price	
 1530, 1535	Keeton® Seed Firmer	w/ Standard Dry Tail w/ Standard Liquid Tail	AMX55018 AMX55019	\$ 44.00 \$ 45.00
 1530, 1535	Keeton® Seed Firmer Universal Bracket	w/ Standard Dry Tail w/ Standard Liquid Tail w/ Short Low-Profile Tail	AMX55050 AMX55051 AMX55052	\$ 44.00 \$ 40.00 \$ 45.00
 Fits Universal Brackets	Replacement Dry Tail	AMX55015	\$ 40.00	
	Replacement Short Low-Profile Tail	AMX55016	\$ 40.00	

## Gauge and Packer Wheels

Application	Description	Part Number	Retail Price
 1560, 1565, 1690, 1850, 1860, 1890, 1990 Replaces A84050	Gauge Wheel Tire, 4.50" x 16" Carlisle®	AMA22884	\$ 33.00
	Gauge Wheel Tire, 4.50" x 16" Solid Urethane	AMA22884U	\$ 75.00
 1530, 1535 - w/ XP	Gauge Wheel Tire, 4.50" x 16" Carlisle®, w/ Standard Profile Offset	AMA84062	\$ 34.00

# Planter & Grain Drill Parts












Grain Drill and Air Seeder Parts for John Deere®

	Application	Description	Part Number	Retail Price
	750, 1560, 1565, 1590, 1690, 1835, 1850, 1860, 1890, 1895 Replaces AA66604, AN281630	Gauge Wheel Assembly, 4.50" x 16" Gauge Wheel Assembly, 4.50" x 16" Solid Urethane	AMAN281630 AMAN281630U	\$ 70.00 \$ 90.00
	750, 1560, 1590, 1690, 1850, 1860, 1890, 1895, 1990	Gauge Wheel Tire, 3" x 16" Carlisle® Replaces A75374, A84349 Gauge Wheel Tire, 3" x 16" Solid Urethane, Extended Wear Replaces A75374, A84349	AMA85133 AMA85133U	\$ 33.00 \$ 75.00
	750, 1560, 1590, 1690, 1850, 1860, 1890, 1895, 1990 Replaces AA56719	Gauge Wheel Assembly, Narrow 3" x 16" Gauge Wheel Assembly, Narrow 3" x 16" Solid Urethane Tire	AMAA66988 AMAA66988U	\$ 70.00 \$ 90.00
	750, 1590, 1835, 1850	Gauge Wheel Assembly, Narrow 3" x 16" Solid Urethane	AMX55058	\$ 85.00
	750, 1850	Gauge Wheel Assembly, 4.50" x 16" Yellow Steel Wheel Halves, JD Style Chined Tire Gauge Wheel Assembly, 4.50" x 16" Urethane Tire	AMAN211864 AMAN211864U	\$ 70.00 \$ 90.00
	1530, 1535	Gauge Wheel Assembly, 4.50" x 16" w/ AMAN131668 bearing Mount using Set Screws Gauge Wheel Assembly Solid Urethane	AMAA41359 AMAA41359U	\$ 70.00 \$ 90.00
	1530, 1535 - w/ XP	Gauge Wheel Assembly, 4.50" x 16" Standard profile wheel assembly and nylon-steel wheel half combination w/ AMAN212132 bearing Ref# AN281360	AMAA66604	\$ 70.00
	1530, 1535, 1560, 1565, 1590, 1690, 1860, 1890, 1895, 1990	Gauge Wheel Assembly, 4.50" x 16" Carlisle®, Spoked Replaces AA86055, AA98187 Gauge Wheel Assembly, 3" x 16" Carlisle®, Spoked Replaces AA85465, AA98188	AMX55039 AMX55041	\$ 115.00 \$ 115.00
	730, 735, 737, 770, 1690, 1810, 1820, 1840, 1890, 1895, 1990	Hub Assembly, 6-Bolt Replaces AN150825	AMAN183318	\$ 88.88
	750, 1850	Wheel Half, Steel Painted Yellow (2) Required	AMA22780	\$ 10.00
	1530, 1535, 1560, 1566, 1690, 1860, 1890, 1895, 1990	Wheel Half, Steel Painted Black (2) Required	AMA77880	\$ 18.00
	1530, 1535, 1560, 1565, 1590, 1690, 1860, 1890, 1895, 1990, 2100, Row Crop Cultivator: 856	Wheel Half, Plastic 8-Bolt	AMA56565	\$ 16.50
	750, 1560, 1590, 1690, 1850, 1860, 1890, 1895, 1990 Replaces A75375	Rim, Plastic	AMA85134	\$ 16.50
	750, 1560, 1590, 1690, 1850, 1860, 1890, 1895, 1990 Replaces A56621	Rim, Steel	AMA85104	\$ 16.50
	750, 1530 & 1535 w/ XP, 1850	Double Row Ball-Bearing, 40 mm For 4" x 16" wheel assemblies	AMAN212132	\$ 7.50
	1530, 1535 - w/ MaxEmerge™ Plus	Bearing, Stem Type No bushing necessary	AMAA38106	\$ 9.50

Prices Subject to Change without Prior Notice. The use of original equipment manufacturer (OEM) part numbers or trademarks, e.g. Case® and John Deere®, are for reference purposes only and for indicating product use and compatibility. Our company and the listed replacement parts contained herein are not sponsored, approved or manufactured by the OEM. All parts are New unless designated Reman in the description.

# Planter & Grain Drill Parts










Grain Drill and Air Seeder Parts for John Deere®

Application	Description	Part Number	Retail Price
 1530, 1535 - w/ MaxEmerge™ Plus	Bearing, Stem Type	AMAN131668	\$ 6.50
 1530, 1535	Bearing w/ Sleeve Wheel mounts w/ set screw For wheels w/ nylon outer and steel inner wheel halves	AMAA49161	\$ 9.00
 1530 & 1535 w/ XP Row Unit	Gauge Wheel Arm Kit Includes Arm, Threaded Bushing w/ 5/8" Hole, (2) Bolts and (3) Washers Replaces A79648	AMA92817	\$ 23.00
 1530, 1535	Gauge Wheel Arm Kit Includes (2) bushings For wheel that uses cross-drilled stem bearing	AMA54179	\$ 45.00
 1530, 1535	Self-Aligning Bushing Use w/ AMA54179	AMA57058	\$ 11.00
 750, 1500, 1600, 1800 Series	Packer Wheel, 1" x 10" 5/8" ID Replaces AN281359	AMAA38447	\$ 25.00
 450, 455, 515, 520, 730, 750, 1520, 1530, 1535	Closing Wheel Tire, 1" x 12"	AMAA22325	\$ 6.75
 455, 730, 730LL, 735, 740A, 1520, 1810	Closing Wheel Assembly, 2" x 13" Replaces AN162400, AN280591	AMAN281598	\$ 65.00
 515, 520	Closing Wheel Assembly, 1" x 12" Made w/ plastic wheel halves, w/ stem bearing	AMAA43899	\$ 30.00
 515, 520, Row Crop Cultivator: 886	Closing Wheel Assembly, 1" x 12" Replaces AA34211	AMAA43898	\$ 33.00
 1530, 1535	Closing Wheel Assembly, 1" x 12" Uses 5203KYY2 Bearing	AMAA39968	\$ 32.00
 750A, 1560, 1565, 1590, 1690, 1860, 1890, 1895, 1990	Closing Wheel, Cast Iron	AMN282110	\$ 38.00
 750 ASN 6501, 1850	Closing Wheel Update Kit, Right Hand Includes Closing Wheel Arm, Heavy Duty Bearing, and Mounting Hardware	AMX55059	\$ 90.00
	Closing Wheel Update Kit, Left Hand Includes Closing Wheel Arm, Heavy Duty Bearing and Mounting Hardware	AMX55060	\$ 90.00
 1530, 1535	Closing Wheel Arm	AMA69141	\$ 50.00
 1530, 1535	Closing Wheel Arm Stop, Cast Iron	AMA87426	\$ 29.00
 1530, 1535	Closing Wheel Handle Replaces A54261, A64237	AMA86762	\$ 9.75
 455, 750, 750A, 1535, 1560, 1565, 1590, 1690, 1835, 1850, 1860, 1890, 1895	Dust Cap	AMA47217	\$ 2.25
 750, 1520, 1530, 1535, 1560, 1565, 1590, 1690, 1860, 1890, 1895, 1990	Bearing Use w/ AMAA38447 Wheel Assembly	AMAN281357	\$ 3.25








# Planter & Grain Drill Parts

Grain Drill and Air Seeder Parts for John Deere®

	Application	Description	Part Number	Retail Price
	455 ASN 1568, 1535 w/ Heavy Duty Cast Closing Wheel	Closing Wheel Bearing 0.669" ID, 1.574" OD	AMAA34132	\$ 3.50
	515, 520, Row Crop Cultivator: 886	Closing Wheel Bearing For Early AMAA43898 Nylon Wheels	AMAA35638	\$ 15.95
	1530, 1535	Bushing For closing wheel arm, (2) used per row	AMA55888	\$ 4.75
	1560, 1590, 1690, 1860, 1890, 1895, 1990	Press Wheel Spring, Right Hand Press Wheel Spring, Left Hand	AMN282218 AMN282219	\$ 14.00 \$ 14.00
	740A, 750, 750A, 1850	Torsion Spring, Right Hand For Press and Closing Wheels	AMN214510	\$ 11.75
	750, 1850	Torsion Spring, Left Hand For Press and Closing Wheels	AMN214511	\$ 11.75
	750, 1850	Spindle, Right Hand Spindle, Left Hand	AMN280564 AMN280565	\$ 28.00 \$ 28.00
	1530, 1535	Rocker For Walking Gauge Wheel	AMA62609	\$ 7.00
	1530, 1535	Pivot Bolt Use w/ AMA62609 Rocker	AMA58670	\$ 2.45
	1560, 1590, 1835, 1860, 1890, 1895, 1990	Depth Control Handle	AMN282710	\$ 17.50
	1560, 1590, 1835, 1860, 1890, 1895, 1990	Depth Control Cover	AMN283120	\$ 11.00
	Grain Drills and Air Seeders w/ Fertilizer Attachment	SFP Cruiser Anhydrous Closing Wheel Sold Individually	AMX55065	\$ 90.00
	1560, 1590, 1690, 1860, 1890, 1895, 1990	Drill Cruiser Set of 2	AMX55064	\$ 75.00




## Row Unit Components

	Application	Description	Part Number	Retail Price
	1530, 1535 Replaces A22795	Seed Belt Drive Wheel For finger pickup mechanism	AMA76093	\$ 8.00
	730LL, 1690, 1820, 1830, 1835, 1860, 1870, 1890, 1895	Air Seeder Hose, Tank-to-Tower 100' Long, 2.50" ID Runs from tank to tower manifold, Clear hose w/ black spiral braid reinforcement, Smooth outside and inside covers	AMAA54447	\$ 394.01
	1790, (1720 CCS, 1775 ASN 760101), 1770NT, DB41, DB41C, (DB44, DB66, DB80, DB90 ASN 755001), DB50C, (DB58, DB88 ASN 760101), DB60, DB62, DB74C, DB83, DR12, DR16, DR18, DR24, Pro, XP Pro ASN 710101	Seed Delivery Hose 100' Long, 1.25" ID, 1.53" OD	AMA94642	\$ 156.57
	730LL, 1690, 1820, 1830, 1835, 1840, 1860, 1890, 1990CCS	Seed Delivery Hose 100' Long, 1" ID, 1.24" OD	AMAA54445	\$ 147.39
	450, 750 Series, 1530, 1560, 1565, 1590, 8000, 8100, 8200, 8250, 8300, 8350, 8500, 9000	Seed Tube Hose Replaces M61104	AMN407659	\$ 6.48


Prices Subject to Change without Prior Notice. The use of original equipment manufacturer (OEM) part numbers or trademarks, e.g. Case® and John Deere®, are for reference purposes only and for indicating product use and compatibility. Our company and the listed replacement parts contained herein are not sponsored, approved or manufactured by the OEM. All parts are New unless designated Reman in the description.

# Planter & Grain Drill Parts

Grain Drill and Air Seeder Parts for John Deere®

	Application	Description	Part Number	Retail Price
	1530, 1535	Pneumatic Air Spring For units that require (2) springs per row	AMAA40969	\$ 92.27
	730, 730LL, 1890, 1895, Air Seeder: 1810	Potentiometer Sensor	AMRE261354	\$ 100.00
	750, 1520, 1530, 1535, 1560, 1565, 1590, 1990	Idler Sprocket 14 Tooth, 1/2" Bore For Size 40 Chain	AMAA32729	\$ 18.75
	750, 1520, 1560, 1565, 1590	Idler Sprocket	AMAN213034	\$ 35.00
	780, 785	Bearing w/ Locking Collar For Clutch Assembly (2) Required	AMJD8562	\$ 9.75
	1530, 1535	Bearing w/ Sprocket 19 Tooth, 7/8" Hex Bore, 2 1/2" Wide, 0.908" ID	AMAA35645	\$ 18.00
	1520, 1535, 1990	Rubber Spacer	AMA43610	\$ 4.75






## Recappers

	Application	Description	Part Number	Retail Price
	9400 Split Wheel	Recapper, 3" x 26" Wheel Width (2) Required	AMX55009	\$ 12.50

## Planter Parts for Kinze® and White®











Planter Parts for Kinze® and White®

### Opener Discs and Assemblies







	Application	Description	Part Number	Retail Price
	Kinze® Planters w/ OEM Original Bearing Excluding 3000 and 3500 (Replaces GA8324) White® 6000 and 8000 Series	Seed Disc Opener Assembly, 15" x 3.50 mm w/ 5/8" ID hole	AMAA53860	\$ 23.50
		Seed Disc Opener Assembly, 15" x 3 mm	AMAA55927	\$ 22.00
	Kinze® Models w/ Seed and Fertilizer Openers, Residue Wheels, and Early Notched Single Disc Fertilizer Openers (Replaces GA2014); White® 6000 Series, 8000 Series - w/ Seed and Fertilizer Openers	Disc Opener Bearing, 204 Series 0.628" ID, 1.782" OD	AMAA21480	\$ 6.85
	Kinze® Row Units (Replaces GB0218), White® 5100, 5700, 6000, 8000 Series (Replaces WRC6834, N854141)	Bushing	AMA23789	\$ 1.25
	Kinze® Planters w/ OEM original bearing Replaces GD11845	Rubberized Plastic Cap Fits AMAA53860 Seed Disc Opener Assembly	AMA52024	\$ 0.56
	Kinze® Planters w/ OEM original bearing Replaces GD11845	Metal Dust Cap For Fertilizer Disc Opener Assembly	AMA22836	\$ 1.06

# Planter & Grain Drill Parts

## Scrapers

Application	Description	Part Number	Retail Price
 Kinze® Planter Disc Openers	Rotating Disc Scraper Kit w/ Nylon Covers Includes: (2) AMAA37221 Wheels, (1) AMA50047 Spring, (1) AMA69140 Right Hand Arm, (1) AMA69139 Left Hand Arm	AMX55006	\$ 17.25
 Kinze® Planter Disc Openers	Rotating Disc Scraper Kit w/ All Metal Wheels Includes: (2) AMAA37221M Wheels, (1) AMA50047 Spring, (1) AMA69140 Right Hand Arm, (1) AMA69139 Left Hand Arm	AMX55007	\$ 17.25
 Kinze® Planter Disc Openers	Rotating Disc Scraper Wheel w/ Nylon Cover	AMAA37221	\$ 6.50
 Kinze® Planter Disc Openers	Rotating Disc Scraper Wheel, All Metal	AMAA37221M	\$ 6.50
 Kinze® Planter Disc Openers	Spring for Rotating Disc Scraper Kits	AMA50047	\$ 2.85
 Kinze® Planter Disc Openers	Scraper Arm, Right Hand	AMA69140	\$ 3.50
 Kinze® Planter Disc Openers	Scraper Arm, Left Hand	AMA69139	\$ 3.50
 Kinze® Planter Disc Openers	Scraper, Right Hand	AMAA26443	\$ 3.75
 Kinze® Planter Disc Openers	Scraper, Left Hand	AMAA26444	\$ 3.75
 Kinze® 3000 Series Row Units	Tungsten Seed Opener Scraper	AMAA62559	\$ 20.50

## Gauge Wheels and Components












Application	Description	Part Number	Retail Price
 Kinze® 2000 and 3000 Series Row Units, White® 5100-5700, 6000-8000 Replaces 852060 Smooth Crown Tire	Gauge Wheel Tire, 4.50" x 16" Carlisle® Ref# A84050	AMA22884	\$ 33.00
	Gauge Wheel Tire, 4.50" x 16" Solid Urethane	AMA22884U	\$ 75.00
 Kinze® 1993 and Later Except 3000 Series, White® 8000 Series Replaces 700727657, 700725744	Gauge Wheel Assembly, 4.50" x 16"	AMAN281630	\$ 70.00
	Gauge Wheel Assembly, 4.50" x 16" Solid Urethane	AMAN281630U	\$ 90.00
 Kinze® 1993 and Later, White® 8700, 8742, 8743	Gauge Wheel Tire, 3" x 16" Carlisle® Replaces A75374, A84349	AMA85133	\$ 33.00
	Gauge Wheel Tire, 3" x 16" Solid Urethane, Extended Wear Replaces A75374, A84349	AMA85133U	\$ 75.00
 Kinze® 1993 and Later, White® 8000 Series	Gauge Wheel Assembly, 4.50" x 16" Carlisle®, Spoked	AMX55039	\$ 115.00
	Gauge Wheel Assembly, 3" x 16" Carlisle®, Spoked	AMX55041	\$ 115.00
 Kinze® 3000 Series Row Units	Gauge Wheel Assembly, 4.50" x 16" Standard profile wheel assembly and nylon-steel wheel half combination w/ AMAN212132 bearing Ref# AN281360	AMAA66604	\$ 70.00
 Kinze® 1993 and Later (Replaces GA8877), White® 8000 Series	Gauge Wheel Assembly, Narrow 3" x 16"	AMAA66988	\$ 70.00
	Gauge Wheel Assembly, Narrow 3" x 16" Solid Urethane Tire	AMAA66988U	\$ 90.00

Planter Parts for Kinze® and White®








# Planter & Grain Drill Parts

Planter Parts for Kinze® and White®



	Application	Description	Part Number	Retail Price
	Kinze® Row Units Replaces GA2021	Gauge Wheel Assembly, 4.50" x 16" Yellow steel wheel halves, JD style chined tire and stem bearing w/ cross hole	AMAA35392	\$ 70.00
		Gauge Wheel Assembly, 4.50" x 16" Urethane Tire	AMAA35392U	\$ 90.00
	Kinze® 2000 Row Units Ref# GD11423	Wheel Half, Steel Painted Yellow (2) Required	AMA22780	\$ 10.00
	Kinze® 2000 and 3000 Series Row Units Ref# GD11453	Wheel Half, Plastic 8-Bolt	AMA56565	\$ 16.50
	Kinze® 1993 and Later, White® 8000 Series	Rim, Plastic	AMA85134	\$ 16.50
	Kinze® 1993 and Later, White® 8000 Series (Replaces N858654)	Rim, Steel	AMA85104	\$ 16.50
	Kinze® 2000 and 3000 Series Row Units, White® Late Model 6000 and 8000 Series Rubber or Cast Dual Closing Wheels Replaces GA6171, 854003	Double Row Ball-Bearing, 40 mm Fits 4" x 16" wheel assemblies	AMAN212132	\$ 7.50
	Kinze® Row Units Prior to 1993 (Replaces GA2022), White® 5100, 5700	Bearing, Stem Type No bushing necessary	AMAA38106	\$ 9.50
	Kinze® Row Units Prior to 1993 (Replaces GA2022), White® 5100, 5700	Bearing w/ Hole For Closing and Press Wheels SL4x16 Sleeve Required on Press Wheel	AMAA35741	\$ 5.50
	For Gauge Wheel Assembly Replaces GB0118	Stem Bearing Bushing Use w/ AMAN131668 Stem Bearing or AMAA35741 Stem Bearing w/ Hole	AMA25915	\$ 1.60
	Kinze® 2000 Series Row Units Prior to 1999	Gauge Wheel Arm Kit Includes (2) bushings For wheel that uses cross-drilled stem bearing	AMA54179	\$ 45.00
	Kinze® 2000 Series Row Units Prior to 1999	Self-Aligning Bushing Use w/ AMA54179	AMA57058	\$ 11.00

## Seed Tubes and Components





	Application	Description	Part Number	Retail Price
	Kinze® Row Units w/ Curved Seed Tube	Slicer Knife Made from cast chrome	AMX55003	\$ 17.00
		Fastener Kit Required for AMX55003	AMX55004	\$ 1.50
	Kinze® Planters Replaces GR0667	Seed Tube w/o Monitor Hole	AMA57071	\$ 6.75
	Kinze® 2000 and 3000 Series Row Units Replaces GA2031	Soybean Feed Cup	AMAA26713	\$ 33.00
	Kinze® Planters	Guard-Scraper (Cast Frog)	AMA61577	\$ 6.25
	Kinze® Planters	Opener Guard	AMA48879	\$ 9.50

# Planter & Grain Drill Parts






Planter Parts for Kinze® and White®

	Application	Description	Part Number	Retail Price
	Kinze® Planters Replaces GB0102	Handle Depth Adjustment Assembly	AMA42740	\$ 18.50
	Kinze® Planters Replaces GB0104	Seed Depth Stop	AMA42737	\$ 17.00

## Keeton® Seed Firmers






	Application	Description		Part Number	Retail Price
	Kinze® 2000 and 3000 Series Row Units, White® 5000, 6000, 8000 and 9000 Series	Keeton® Seed Firmer Seed Tube Mount	w/ Standard Dry Tail	AMX55018	\$ 44.00
			w/ Standard Liquid Tail	AMX55019	\$ 45.00
	Kinze® 2000 and 3000 Series Row Units	Keeton® Seed Firmer Kinze® Bracket Bracket mounts inside the unit between scrapers Will not work w/ spring-loaded disc scrapers	w/ Standard Dry Tail	AMX55053	\$ 44.00
			w/ Standard Liquid Tail	AMX55054	\$ 40.00
			w/ Short Low Profile Tail	AMX55055	\$ 45.00
	White® 6000*, 8000* and 9000 Series* *Requires Bracket Modifications	Keeton® Seed Firmer Universal Bracket Bracket mounts to seed disc opener shafts	w/ Standard Dry Tail	AMX55050	\$ 44.00
			w/ Standard Liquid Tail	AMX55051	\$ 40.00
			w/ Short Low-Profile Tail	AMX55052	\$ 45.00
	Fits Universal or Kinze® Brackets	Replacement Dry Tail		AMX55015	\$ 40.00
		Replacement Short Low-Profile Tail		AMX55016	\$ 40.00

## Closing Wheels and Components









	Application	Description	Part Number	Retail Price
	Kinze® Prior to 1993 Replaces (2) of GA3086	Closing Wheel Assembly, 1" x 12" Made w/ plastic wheel halves, w/ stem bearing	AMAA43899	\$ 30.00
	Kinze® 2000 and 3000 Series Row Units, White® 6000 and 8000 with Dual Closing Wheels Replaces GA6434, 854262	Closing Wheel Assembly, 1" x 12" Uses 5203KYY2 Bearing	AMAA39968	\$ 32.00
	Kinze® 2000 and 3000 Row Units, White® 6000, 8000, 9000 Series	Closing Wheel Tire, 1" x 12"	AMAA22325	\$ 6.75
	Kinze® 2000 and 3000 Series Row Units, White® Late Model 6000 and 8000 Series Rubber or Cast Dual Closing Wheels Replaces GA6171, 854003	Double Row Ball-Bearing, 40 mm Fits 4" x 16" wheel assemblies	AMAN212132	\$ 7.50
	Kinze® Planters Replaces GA6056	Closing Wheel Arm	AMAA31217	\$ 36.00

# Planter & Grain Drill Parts

Planter Parts for Kinze® and White®







Application	Description	Part Number	Retail Price
 Kinze® Planters Replaces GA6056	Spiral Pins for Wheel Arm 1/4" x 1 1/4" Sold in Multiples of 50, Priced Individually	AMA26311	\$ 0.40
 Kinze® Planters	Closing Wheel Arm Stop	AMA33879	\$ 21.50
 Kinze® Planters	Eccentric Bushing	AMX55008	\$ 2.50
Kinze® 1993 and Later, White® 6000, 8000 & 9000 Series	Xtreme Cruiser Set of 2, Cast Spiked Closing Wheel 14 Tooth Includes Spacing Washers	AMX55063	\$ 260.00
 Kinze® 1993 and Later, White® 6000, 7000 & 8000 Series	Furrow Cruiser Set of 2 For Planters w/ "V" Style Closing System	AMX55061	\$ 210.00
	Furrow Cruiser Set of 2 For Shallow Depth Planting, Vegetables, Sugar Beets and Cotton	AMX55066	\$ 210.00
 Kinze® 1993 and Later, White® 6000, 7000 & 8000 Series	Furrow Cruiser Insert Set of 2 For Planters w/ "V" Style Closing System	AMX55062	\$ 130.00
	Furrow Cruiser Insert Set of 2 For Shallow Depth Planting, Vegetables, Sugar Beets and Cotton	AMX55068	\$ 130.00

## Row Unit Components


Application	Description	Part Number	Retail Price
 Kinze® 2000 and 3000 Row Units Replaces GD1041	Seed Belt Drive Wheel For finger pickup mechanism	AMA76093	\$ 8.00
 Kinze® 2000 Series Row Units Replaces GD1040	Corn Meter Belt	AMA67976	\$ 13.00
 Kinze® 2000 and 3000 Series Row Units Replaces B30968 (also used on liquid or dry fertilizer drive, herbicide/insecticide drive)	Plastic Idler For Seed Transmission, 1 7/8" Diameter	AMB30969	\$ 1.55
 Fits Kinze® 2000 and 3000 Series Row Units Ref# GD7426	Plastic Idler Sprocket, 10 Tooth For seed drive on vacuum and finger pickup units and herbicide/insecticide drive	AMA55008	\$ 1.15
 Kinze® Row Units & White® w/ Bolt-On Wheels	Drag Chain Kit Includes mounting brackets and twisted link chain	AMX55011	\$ 80.00
 Kinze® Planters	Closing Wheel Spring w/ Plug	AMAA23116	\$ 11.00
 Kinze® Planters Prior to 1989, White® 6000 Series	Down Pressure Spring w/ Plug 6 1/8" Overall Length, 1 7/16" OD, 4 1/2" Spring Length	AMAB10071	\$ 7.50
 Kinze® Planters Prior to 1989, White® 6000 Series	Down Pressure Spring w/ Plug, HD 6 7/8" Overall Length, 1 1/4" OD, 4 3/8" Spring Length	AMAA35876	\$ 11.75

# Planter & Grain Drill Parts





Planter Parts for Kinze® and White®

	Application	Description	Part Number	Retail Price
	Kinze® 1989 and Later	Down Pressure Spring	AMGD8249	\$ 4.75
	White® 8102, 8104, 8106, 8108, 8116, 8122, 8128, 8138, 8604, 8606, 8608, 8616, 8702, 8704, 8706, 8708, 8716, 8718, 8903, 8905, 8925, 8929, 8935	Pneumatic Air Spring	AM700732697	\$ 41.50
	Kinze® 3000 Series	Pneumatic Air Spring	AMGA11982	\$ 63.59
	Kinze® 2000 Series Row Units Replaces GA2036	Down Pressure Spring Eyebolt Use w/ AMA43609 Down Pressure Spring	AMA39073	\$ 8.00
	Kinze® seed and fertilizer transmissions and drive lines, Kinze® contact drive wheel	Bearing 7/8" Hex Bore, Curved Outer Race	AMAA22097	\$ 9.00
	Kinze® 3000 Series Row Units	Tension Spring	AMA28518	\$2.00

## Replacement Chains


















	Application	Description	Part Number	Retail Price
	Kinze® seed meter chain (except push units) Replaces G3303-98	Chain, 98 links Includes connector link	AMAA20978	\$ 10.00
	Kinze® herbicide/insecticide chain units before 1983 Replaces G3303-110	Chain, 110 links Includes connector link	AMAA43719	\$ 9.00

## Planter and Grain Drill Parts for Case IH®





	Application	Description	Part Number	Retail Price
	Planters: 800, 900, 950, 955, 1200 Series, Grain Drills: 5400, 5500	Disc Opener Assembly, 14" x 3.50 mm, Right Hand Bellota®, Taper is on opposite side of hub	AM90851C92	\$ 25.50
		Disc Opener Assembly, 14" x 3.50 mm, Left Hand Bellota®, Taper is on same side as hub	AM90850C92	\$ 25.50
	Planters: 800, 900, 950, 955, 1215, 1225, 1235, 1245, 1255, 1265, Grain Drills: 5400, 5500 Note: Models Prior to 2012 can be updated to this blade using AM107-111D Cover and 5/8" x 2" Bolts	Disc Opener Assembly, 14" x 4.50 mm Bellota®, Double Bevel, Leading Opener w/ Heavy Duty Bearing	AM84416318	\$ 36.50
		Disc Opener Assembly, 14" x 4.50 mm Bellota®, Double Bevel, Trailing Opener w/ Heavy Duty Bearing	AM84416319	\$ 36.50
	Planters: 92, 1200, Grain Drills: 5200, 5300, 5400, 5500, 6100, 6300, 6800, 8600 Replaces 145161C91, 145161C92, 492757R91, 1268017C91	Disc Opener Bearing, 204 Series 0.628" ID, 1.782" OD	AMAA21480	\$ 6.85
	Grain Drills: 5100, 5200, 6200, International® Grain Drills: 10, 100, 510, 620, Fertilizer Unit: 224	Disc Opener Blade 14" diameter, 0.0984" thick, 6-hole pattern, 2 1/2" bolt circle diameter	AM603013R2	\$ 15.75
	Air Seeders: SDX30, SDX40	Opening Disc, 22.50" x 0.256" Replaces 73340386	AM306001A1	\$ 50.00







# Planter & Grain Drill Parts

	Application	Description	Part Number	Retail Price
	Planters: 800, 900, 950, 955, 1200, 1200PT, 1210, 1215, 1220, 1225, 1230, 1235, 1240, 1245, 1250, 1255, 1260, 1265, Grain Drills: 5400, 5500	Covering Disc Assembly 8" Diameter, 0.118" Thickness	AM1277891C91	\$ 23.00
	Planters: 800, 900, 950, 955, 1200, Air Drills: SDX30, SDX40	Gauge Wheel Tire, 4.50" x 15.50"	AM128633C1	\$ 35.00
	Planters: 800, 900, 950, 955, 1200, 5400, 5500	Traction Tread Tire, 6.50" x 12"	AM90854C1	\$ 50.00
	Planters: 900, 955, 1200, 1200PT	Gauge Wheel Assembly, 4.50" x 15.50"	AM225349A1	\$ 75.00
	Planters: 1200, 1200PT, 1210, 1220, 1225, 1230, 1240, 1250, 1260, Air Seeders: SDX30, SDX40	Gauge Wheel Assembly, 4.50" x 15.50" Black Steel Wheel Half, Reduced Inner Diameter Tire, w/ Double Row Ball Bearing, 5/8" Bearing ID	AM87604747	\$ 75.00
	Planters: Most Models, Grain Drills: Most Models	Gauge Wheel Assembly, 4.50" x 16" Carlisle®, Spoked	AMX55039	\$ 115.00
		Gauge Wheel Assembly, 3" x 16" Carlisle®, Spoked	AMX55041	\$ 115.00
	Air Drills: 500, 500T Replaces 21618	Gauge Wheel Assembly, 4.50" x 16" Gauge Wheel Assembly, 4.50" x 16" Solid Urethane	AMAN281630 AMAN281630U	\$ 70.00 \$ 90.00
	Planter: 1200 ASN CBJ0001611 Replaces 87604612	Rim, Steel	AMA85104	\$ 16.50
	Planters: 1200, 5300, 5400, 5500, Air Drills: SDX30, SDX40 Replaces 324461A1	Double Row Ball-Bearing, 40 mm Use w/ AM128633C1 Gauge Wheel Tire	AMAN212132	\$ 7.50
	For Gauge Wheel Assembly Replaces 133966C1	Stem Bearing Bushing Use w/ AMAN131668 Stem Bearing or AMAA35741 Stem Bearing w/ Hole	AMA25915	\$ 1.60
	Planters: 800, 900, 950, 955 Replaces 128558C91	Bearing, Stem Type No bushing necessary	AMAA38106	\$ 9.50
	Planters: 800, 900, 950, 955, 1200 Series BSN CBJ0001610 Replaces 128558C91	Bearing w/ Hole For Closing and Press Wheels SL4x16 Sleeve Required on Press Wheel	AMAA35741	\$ 5.50
	Air Seeders: SDX30, SDX40	Packer Wheel, 1" x 10" 5/8" ID Replaces AN281359	AMAA38447	\$ 25.00
	Air Drills: SDX30, SDX40 Replaces 306251A1	Closing Wheel Tire, 1" x 12"	AMAA22325	\$ 6.75
	Air Drills: SDX30, SDX40 Replaces 87695406	Closing Wheel Assembly, 1" x 12" Uses 5203KYY2 Bearing	AMAA39968	\$ 32.00
	Planters: 800, 900, 950, 955	Down Pressure Spring	AM149351C1	\$ 14.00
	Planters: 800, 900, 950, 955	Hub Cap	AM224066C1	\$ 4.15
	800 and 900 Cyclo main wheel drive chain on trailing planters ASN 14501	Chain, Type 2050, 56 links Includes connector link	AMAA22372	\$ 14.00
	Cyclo output speed drive chain	Chain, 44 links Includes connector link	AMAA21483	\$ 7.00

# Planter & Grain Drill Parts

Application	Description	Part Number	Retail Price
 Planters: 1200, 1200PT, 1210, 1220, 1230, 1240, 1250, 1255, 1265	Solenoid, Flow Control Valve Replaces 87775314	AM188105A1	\$ 70.00
Air Seeders: SDX30, SDX40	Xtreme Cruiser Set of 2, Cast Spiked Closing Wheel 14 Tooth Includes Spacing Washers	AMX55063	\$ 260.00
 Air Seeders: SDX30, SDX40	Furrow Cruiser Set of 2 For Planters w/ "V" Style Closing System	AMX55061	\$ 210.00
	Furrow Cruiser Set of 2 For Shallow Depth Planting, Vegetables, Sugar Beets and Cotton	AMX55066	\$ 210.00
 Air Seeders: SDX30, SDX40	Furrow Cruiser Insert Set of 2 For Planters w/ "V" Style Closing System	AMX55062	\$ 130.00
	Furrow Cruiser Insert Set of 2 For Shallow Depth Planting, Vegetables, Sugar Beets and Cotton	AMX55068	\$ 130.00
 Planters: 1200, 1200PT, 1210, 1220, 1225, 1230, 1240, 1250, 1260, 2150	Electric Module	AM87601142	\$ 43.00

## Planter Parts for New Holland®



Application	Description	Part Number	Retail Price
 SP280, SP380, SP480, SP580	Disc Opener Assembly, 14" x 3.50 mm, Right Hand Bellota®, Taper is on opposite side of hub	AM90851C92	\$ 25.50
	Disc Opener Assembly, 14" x 3.50 mm, Left Hand Bellota®, Taper is on same side as hub	AM90850C92	\$ 25.50
 SP280, SP380, SP480, SP580 Note: Models Prior to 2012 can be updated to this blade using AM107-111D Cover and 5/8" x 2.00" Bolts	Disc Opener Assembly, 14" x 4.50 mm Bellota®, Double Bevel, Leading Opener w/ Heavy Duty Bearing	AM84416318	\$ 36.50
	Disc Opener Assembly, 14" x 4.50 mm Bellota®, Double Bevel, Trailing Opener w/ Heavy Duty Bearing	AM84416319	\$ 36.50
 SP280, SP380, SP480, SP580 - w/ Seed and Fertilizer Openers	Disc Opener Bearing, 204 Series 0.628" ID, 1.782" OD	AMAA21480	\$ 6.85
 SP280, SP380, SP480, SP580	Covering Disc Assembly 8" Diameter, 0.118" Thickness	AM1277891C91	\$ 23.00
SP280, SP380, SP480, SP580	Gauge Wheel Assembly, 4.50" x 15.50"	AM225349A1	\$ 75.00

# Planter & Grain Drill Parts









## Grain Drill Parts for Landoll®

Application	Description	Part Number	Retail Price
5210, 5211, 5530, 5531, 5540, 5550	Disc Opener Assembly, 15.75" x 3.50 mm	AM143880	\$ 47.50











## Grain Drill Parts for Sunflower®

Application	Description	Part Number	Retail Price
(9100, 9200, 9300, 9400 BSN 18358 Prior to 2001 w/ Offset Openers)	Seed Disc Opener Assembly, 15" Bellota®	AMSN7261	\$ 34.00
 (9100, 9200, 9300, 9400 ASN 18358 2001 and Later w/ Offset Openers)	Seed Disc Opener Assembly, 15" Bellota®	AMSN9753N	\$ 34.00
 (9100, 9200, 9300, 9400 ASN 18358 2001 and Later w/ Offset Openers)	Seed Disc Opener, 15" Bellota®, Blade Only	AMSN9752N	\$ 20.00


## Planter and Grain Drill Parts for Great Plains®

Application	Description	Part Number	Retail Price
 Grain Drills	Drill Disc Assembly, 13.50" x 4 mm Bellota®, w/ 205 Bearing	AM107-138S	\$ 29.00
	Drill Disc Assembly, 13.50" x 3 mm Bellota®, w/ 205 Bearing	AM107-135S	\$ 24.50
 Planters: Late Model Row Units 1999 and Later, Grain Drills: Late Model 1999 and Later w/ Heavy Duty HD00, HD10, 15 and 25 Series Openers	Disc Opener Assembly, 15" x 4 mm Bellota®, HD, w/ 205 Series Bearing (5/8" ID)	AM820-287C	\$ 33.00
 Planters: Most Models, Grain Drills: Early Models w/ 13.50" Double Disc Openers Replaces 820-003C, 822011C	Disc Opener Bearing, 204 Series 0.628" ID, 1.782" OD	AMAA21480	\$ 6.85
Grain Drills	Disc Opener Bearing, 205 Series 3/4" ID, 2.09" OD For Early 15.00" Disc Openers	AM188-007V	\$ 8.50
 Grain Drills	Double Disc Opener Bearing 205 bearing w/ 5/8" ID hole Replaces GD8188	AM188-001V	\$ 9.50
 Grain Drills	Cap Required when replacing 204 bearing assembly w/ 205 bearing assembly	AM107-111D	\$ 2.25
 Grain Drills: YP30, YP40, YP425A (4 Row Pull-Type Yield Pro Sugar Beet), YP425A3P, YP625A, YP625A3P, YP825A, YP825A3P (8 Row 3-Point Mounted Yield Pro), YP825AR, YP1225, YP1225A, YP1625, YP1625A, YP2425, YP2425A	Gauge Wheel Tire, 3" x 16" Carlisle® Replaces A75374, A84349	AMA85133	\$ 33.00
	Gauge Wheel Tire, 3" x 16" Solid Urethane, Extended Wear Replaces A75374, A84349	AMA85133U	\$ 75.00
 Grain Drills	Smooth Crown Tire, 2" x 13"	AMX55026	\$ 15.00
 Grain Drills	Wheel, 2" x 13" w/ Nylon Wheels & Stem Bearings	AM814-157CN	\$ 64.00
Grain Drills	Press Wheel, 3" x 13" Includes Single Rib Tire, Nylon Wheel Halves and Bearing	AM814-158C	\$ 107.00

# Planter & Grain Drill Parts







Application	Description	Part Number	Retail Price
 Grain Drills: Models Prior to 1997 w/ 2x13, 3x13 or 3x14 Press Wheels, Models 1984 and Later w/ 4x12 Press Wheels	Press Wheel Bearing 0.72" Wide, 0.625" ID (2) Required	AM822-095C	\$ 5.00
 Grain Drills	Gauge Wheel Assembly, 4.50" x 16" Carlisle®, Spoked	AMX55039	\$ 115.00
	Gauge Wheel Assembly, 3" x 16" Carlisle®, Spoked	AMX55041	\$ 115.00
 YP Grain Drills Replaces 814-260C	Gauge Wheel Assembly, Narrow 3" x 16" Gauge Wheel Assembly, Narrow 3" x 16" Solid Urethane Tire	AMAA66988 AMAA66988U	\$ 70.00 \$ 90.00
 YP Grain Drills Replaces 814-173C	Gauge Wheel Assembly, 4.50" x 16" Gauge Wheel Assembly, 4.50" x 16" Solid Urethane	AMAN281630 AMAN281630U	\$ 70.00 \$ 90.00
 YP Grain Drills	Rim, Plastic	AMA85134	\$ 16.50
 YP Grain Drills	Rim, Steel	AMA85104	\$ 16.50
 Fits 2" x 13" and 3" x 13" Press Wheels Built 1997 and Later	Double Row Ball-Bearing, 40 mm For 4" x 16" wheel assemblies	AMAN212132	\$ 7.50
 Grain Drills	Packer Wheel, 1" x 10" Stem type bearing	AM199-009C	\$ 29.00
 YP Grain Drills	Keeton® Seed Firmer Seed Tube Mount	w/ Standard Dry Tail AMX55018 w/ Standard Liquid Tail AMX55019	\$ 44.00 \$ 45.00
 Grain Drills	Scraper, Slotted For 13.50" Disc Openers Includes Hardware	AM107-113D	\$ 3.15
Planters	Xtreme Cruiser Set of 2. Cast Spiked Closing Wheel 14 Tooth Includes Spacing Washers	AMX55063	\$ 260.00
Grain Drills: 2N-2410, 2N-3010, 2S-2600HD, 2S-2600F, 2SF24, 2SF30, 2SNG24, 1005NT, 1006NT, 1007NT, 1200, 1205NT, 1206NT, 1300EWD, 1500, 1510HDP, 1510P, 1520P, 2000, 2010P, 2015P, 2020P, 2025F, 2025P, 2400, 2410, 2410P, 2420, 2420P, 2510HDP, 2515P, 2520F, 2520P, 2525A, 2525F, 2525P, 2700	Rubber Seed Flap	AM816-302C	\$ 2.25

## Grain Drill Parts for Tye®








Application	Description	Part Number	Retail Price
 Grain Drills	Disc Opener Assembly, 13.50"	AM540-012	\$ 34.50





# Planter & Grain Drill Parts

Application	Description	Part Number	Retail Price
 Models w/ Conventional Grain Drill Double Disc Openers	Disc Opener Bearing, 204 Series 0.628" ID, 1.782" OD	AMAA21480	\$ 6.85
 Grain Drills	Packer Wheel, 1" x 10" w/ 1/2" ID Bearing	AM501-006	\$ 24.95
 2015, 2020	Closing Wheel Tire, 1" x 12"	AMAA22325	\$ 6.75
 Grain Drills	Bearing, Stem Type No bushing necessary	AMAA38106	\$ 9.50
 Grain Drills	Bearing, Stem Type	AMAN131668	\$ 6.50
 For Gauge Wheel Assembly	Stem Bearing Bushing Use w/ AMAN131668 Stem Bearing or AMAA35741 Stem Bearing w/ Hole	AMA25915	\$ 1.60







## Sensors—Seed Flow and Population

Application	Description	Part Number	Retail Price
 Planters: Case IH® 800, 900, John Deere® 7000, 7100, 7200, 7300, Kinze®, White® 5100, 5400, 5700	Planter Seed Flow Sensor w/ 3 Amp Connector	AMAA27652	\$ 53.50
 Planters: Case IH® 800, 900, John Deere® 7000, 7100, 7200, 7300, Kinze®, White® 5100, 5400, 5700	Planter Seed Flow Sensor w/ Weather Pack Connector	AMX55005	\$ 53.50
 Planters: Case IH® 800, 900, John Deere® 7000, 7100, 7200, 7300, Kinze®, White® 5100, 5400, 5700	High Rate Planter Population Sensor w/ Weather Pack Connector	AMAA58293	\$ 76.50
 Grain Drills: Case IH®, CrustBuster®, Great Plains®, Hiniker®, John Deere®, Krause®, Marliss®, Sunflower®, Tye®, UFT® and many others	Grain Drill Seed Flow Sensor w/ Weather Pack Connector	AMX55034	\$ 59.00
 Grain Drills: CrustBuster®, John Deere® 750 (Prior to 1994), many other types of drills	Grain Drill Seed Flow Sensor w/ Weather Pack Connector	AMX55035	\$ 67.00
 Planters: John Deere® 1700, 1710, 1720, 1730, 1750, 1760, 1760NT, 1770, 1770NT, 1780, 1790, DB44, DB58, DB60, DB66, DB80, DB90, Grain Drills: Case IH®, CrustBuster®, Great Plains®, Hiniker®, John Deere® 455, 750, 1520, 1530, 1560, 1565, 1690, 1890, Krause®, Marliss®, Sunflower®, Tye®, UFT® and many other types of Drills and Air Seeders that use convoluted seed tubing	Grain Drill Population Sensor w/ Weather Pack Connector	AMAA38813	\$ 96.75
 Planters: Case IH®, New Holland®, John Deere®, Kinze®, White®, Grain Drills: Case IH®, Crust Buster®, New Holland®, Great Plains®, Hiniker®, John Deere®, Krause®, Marliss, Sunflower®, Tye®, UFT, and many other types of Grain Drills	High Rate Sensor Tester Tool For testing both seed flow sensors and population sensors, comes w/ standard Weather Pack Connector that is adaptable to a Cannon™ Sure Seal or a 3 Amp Connector, operates on a 9 volt battery (included)	AMX55033	\$ 138.75



# Planter & Grain Drill Parts

	Application	Description	Part Number	Retail Price
	Planters: Case IH®, New Holland®, John Deere®, Kinze®, White®, Grain Drills: Case IH®, Crust Buster®, New Holland®, Great Plains®, Hiniker®, John Deere®, Krause®, Marliss, Sunflower®, Tye®, UFT, and many other types of Grain Drills	Adapter Weather Pack Connector to Cannon™ Sure Seal Connector	AMX55036	\$ 23.75
	Planters: Case IH®, New Holland®, John Deere®, Kinze®, White®, Grain Drills: Case IH®, Crust Buster®, Great Plains®, Hiniker®, John Deere®, Krause®, Marliss, Sunflower®, Tye®, UFT, and many other types of Grain Drills	Adapter Weather Pack Connector to 3 Amp Connector	AMX55037	\$ 23.75

## No-Till Coulter Blades

	Application	Description	Part Number	Retail Price
	John Deere® Planters: 7000, 7100, MaxEmerge™	Coulter Blade, 13 Wave 16" diameter, 3/4" wide, 0.190" thick, 6-hole pattern	AMA72677	\$ 30.00
	John Deere® Planters: MaxEmerge™ 2, MaxEmerge™ Plus, Pro, XP, XP Pro, Grain Drills: 1530, 1535	Coulter Blade, 13 Wave 16" diameter, 3/4" wide, 0.190" thick, 5-hole pattern, 4 3/4" bolt circle diameter	AMA72678	\$ 30.00
	Grain Drills: Great Plains®, Case IH® 5400, John Deere® 1570, Krause®, Yetter®, No-Till Coulters: Yetter®, Kinze®	Coulter Blade, 13 Wave 16" diameter, 3/4" wide, 0.190" thick, 4-hole pattern	AMA72694	\$ 35.00
	John Deere® Planters: MaxEmerge™ 2, MaxEmerge™ Plus, Pro, XP, XP Pro, Grain Drills: 1530, 1535	Coulter Blade, 18 Wave 16" diameter, 0.157" thick, 5-hole pattern, 4 3/4" bolt circle diameter	AMA72360	\$ 28.00
	John Deere® Planters: 7000, 7100, MaxEmerge™, MaxEmerge™ Plus, Pro, Pro XP	Coulter Blade, 25 Wave 16" diameter, 0.190" thick, 6-hole pattern, 3 1/2" bolt circle diameter	AMA72679	\$ 30.00
	John Deere® Planters: MaxEmerge™ 2, MaxEmerge™ Plus, Pro, XP, XP Pro, Grain Drills: 1530, 1535	Coulter Blade, 25 Wave 16" diameter, 5/8" wide, 0.190" thick, 5-hole pattern, 4 3/4" bolt circle diameter	AMA72680	\$ 30.00
	John Deere® Planters: 1530, 1535, MaxEmerge™ 2, MaxEmerge™ Plus, Pro, XP, XP Pro	Coulter Blade, Fluted 16" diameter, 0.157" thick, 6-hole pattern	AMA73910	\$ 32.00

# Seeder Blades, Seed Boots, Pins, Bushings and MORE!



## ***Closing Wheel Update Kits***

These closing wheel update kits fit John Deere® 750 All-Till Grain Drill ASN 6501 and 1850 No-Till Air Drill.

This kit moves the bearing away from the closing wheel and dirt by moving it closer to the closing wheel arm like the later 60 and 90 Series Drills – greatly improving the bearing life.



Right Hand - #AMX55059 ... \$90.00

Left Hand - #AMX55060 ... \$90.00

Includes closing wheel arm,  
heavy-duty bearing and  
mounting hardware



# Abilene Machine LLC

## Family-Owned Since 1980



As one of the largest and most innovative ag replacement parts companies, getting you the parts you need is a responsibility we take seriously. We stock more than 100,000 new, used and remanufactured parts at 4 locations nationwide.



SELECT YOUR EQUIPMENT

What part do you need today?



Account

Cart

All Products

Brands

Used

Advanced Search

877-800-1238

Support

## More Product Available Online!

Abilene Machine offers more product than what is currently shown in this catalog.



**Abilene Machine LLC**  
AbileneMachine.com

Kansas: 800-255-0337

Montana: 800-255-0337

South Carolina: 800-543-2451

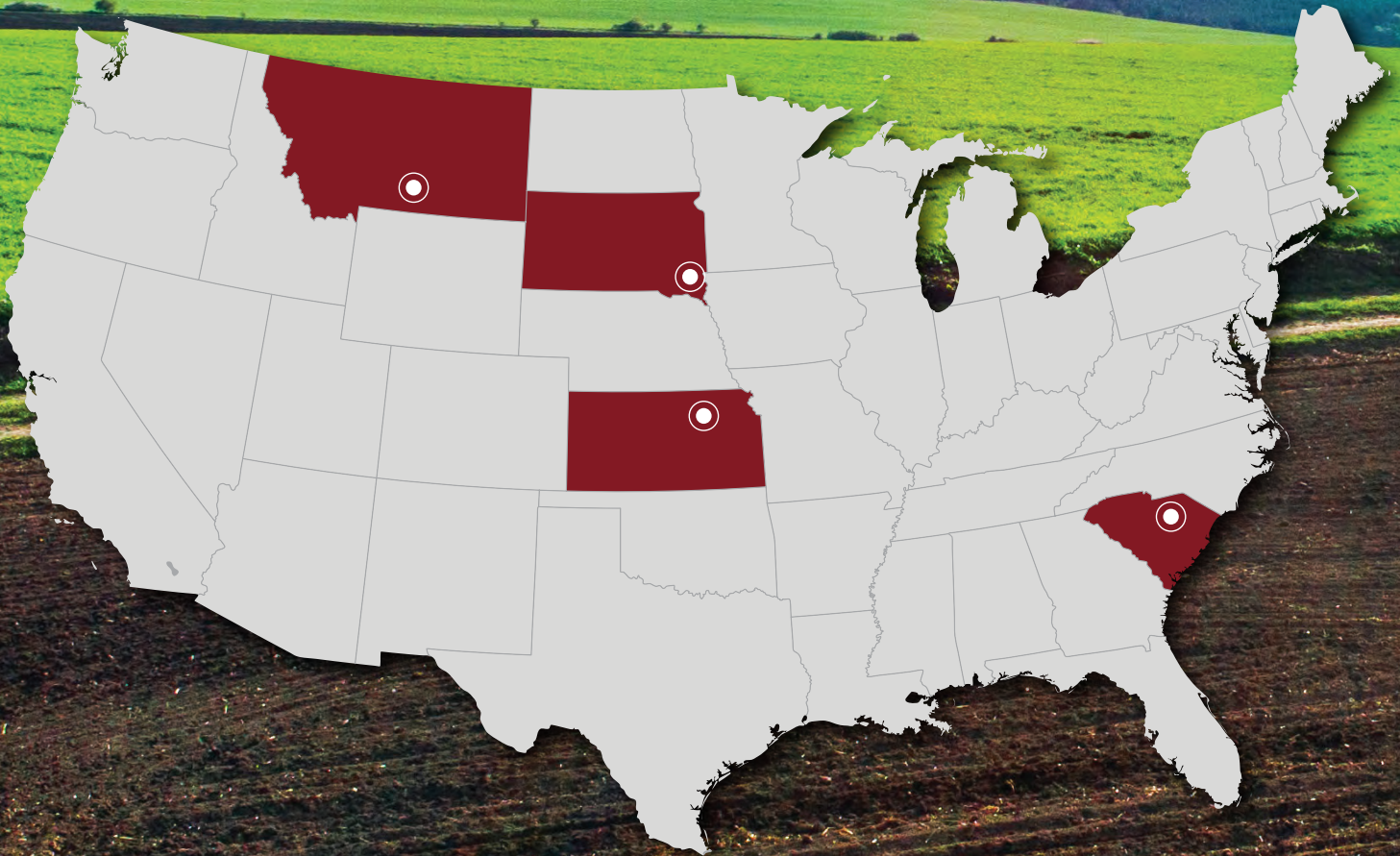
South Dakota: 844-340-4020





**Abilene Machine LLC**  
P.O. Box 129  
Abilene, KS 67410  
Toll Free: 800-255-0337

# Honest. Personal. Service.



## Abilene Machine LLC

Kansas & Montana: 800-255-0337

South Carolina: 800-543-2451

South Dakota: 844-340-4020

**AbileneMachine.com**

©2021 Abilene Machine LLC. Abilene Machine® is a registered trademark of Abilene Machine LLC.



 Follow Abilene Machine on Facebook

**Issue 3**